



NOTICE OF ANNUAL STOCKHOLDERS' MEETING

TO : ALL STOCKHOLDERS

Please be notified that the Annual Stockholders' Meeting of **STA. LUCIA LAND, INC.** (the "Corporation") will be held on **Thursday, 21 June 2018**, at **8:00 a.m.**, at **II Centro, Sta. Lucia Mall, Marcos Highway corner Imelda Avenue, Cainta, Rizal**, at which meeting the following matters will be taken up:

1. Opening of the Meeting by the Chairman
2. Proof of Notice
3. Proof of the Presence of a Quorum
4. Reading and Approval of the Minutes of the Annual Stockholders' Meeting held on 22 June 2017
5. Report of the President
6. Approval and Ratification of all Acts and Resolutions of the Board of Directors and Management for the Period from 22 June 2017 to 20 June 2018
7. Election of Members of the Board of Directors for 2018-2019
8. Appointment of External Auditor
9. Other Matters
10. Adjournment

The Organizational Meeting of the new Board of Directors will be held immediately after the Annual Stockholders' Meeting.

By resolution of the Board of Directors, the close of business on Monday, 21 May 2018, has been fixed as the record date for the determination of the stockholders entitled to notice of, and to vote at, the Annual Stockholders' Meeting and any adjournment thereof.

All stockholders who do not expect to attend the meeting in person are urged to fill in, date, sign and return the enclosed proxy to the Corporation, at its Principal Office, not later than Thursday, 14 June 2018, in accordance with the 2015 Revised Implementing Rules and Regulations of the Securities Regulation Code. Proxies received after the said deadline will not be recorded. Corporate stockholders are requested to attach to the proxy instrument their respective Secretary's Certificates containing the Board Resolution *vis-à-vis* the authority of their proxy(ies). **Management is not asking you for a proxy, and you are not requested to send management a proxy.** All proxies submitted on or before the deadline shall be validated by a Committee of Inspectors on Friday, 15 June 2018, at the principal office of the Corporation.

To facilitate registration of your attendance, please bring identification containing your signature and photograph.

24 May 2018.


PATRICIA A. O. BUNYE
Corporate Secretary

PROXY

KNOW ALL MEN BY THESE PRESENTS:

The undersigned stockholder of **STA. LUCIA LAND, INC.** (the "Corporation") does hereby name, constitute and appoint:

Mr./Ms. _____, or in his/her absence,
Mr./Ms. _____

as proxy, to represent and vote all shares registered in his/her/its name in the books of said Corporation, at the Annual Stockholders' Meeting to be held on Thursday, 21 June 2018, at 8:00 a.m., at Il Centro, Sta. Lucia Mall, Marcos Highway corner Imelda Avenue, Cainta, Rizal, or at any adjournment thereof, on all matters that may properly be brought forth at said meeting, as fully to all intents and purposes as a stockholder might do if present and acting in person, with this proxy being suspended where the undersigned stockholder personally attends and formally registers his/her/its presence at said meeting.

This proxy revokes any and all proxies, which may have previously been executed in favor of a person or persons other than those named above.

IN WITNESS WHEREOF, the undersigned has hereunto set his/her/its hand this _____ day of _____ 2018.

Signature : _____
Printed Name of Signatory/
Stockholder : _____
Title of Signatory : _____

(For Corporate Stockholders)

WITNESSES :

A proxy executed by a corporate stockholder shall be in the form of a board resolution duly certified by the Corporate Secretary or in this proxy form executed by a duly authorized corporate officer accompanied by a Corporate Secretary's Certificate quoting the board resolution authorizing the said corporate officer to execute the proxy.

**SECURITIES AND EXCHANGE COMMISSION
SEC FORM 20-IS
INFORMATION STATEMENT PURSUANT TO SECTION 20 (3) (A)
OF THE SECURITIES REGULATION CODE**

1. Check the appropriate box:

- Preliminary Information Statement
 Definitive Information Statement

2. Name of Registrant as specified in its charter

STA. LUCIA LAND, INC.

3. Province, country or other jurisdiction of incorporation or organization
PHILIPPINES

4. SEC Identification Number **31050**

5. BIR Tax Identification Code **000-152-291**

6. Address of principal office

Penthouse, Building III, Sta. Lucia Mall, Marcos Highway corner Imelda Avenue, Cainta, Rizal

7. Registrant's telephone number, including area code **(632) 681-7332**

8. Date, time and place of the meeting of security holders

21 June 2018, 8:00 a.m., at Il Centro, Sta. Lucia Mall, Marcos Highway corner Imelda Ave., Cainta, Rizal

9. The approximate date on which the Information Statement will be sent or given to the security holders is on **29 May 2018**

10. Securities registered pursuant to Sections 8 and 12 of the Code or Sections 4 and 8 of the RSA (information on number of shares and amount of debt is applicable only to corporate registrants):

Title of Each Class	Number of Shares of Common Stock Outstanding or Amount of Debt Outstanding
---------------------	---

Common	8,946,450,000
---------------	----------------------

11. Are any or all of Registrant's securities listed on a Stock Exchange?

Yes No

If yes, disclose the name of such Stock Exchange and the class of securities listed therein:

Philippine Stock Exchange, Inc., Common Shares

INFORMATION STATEMENT

**WE ARE NOT ASKING YOU FOR A PROXY
AND YOU ARE REQUESTED NOT TO SEND US A PROXY**

GENERAL INFORMATION

Date, Time and Place of Meeting of Security Holders

Date : 21 June 2018
Time : 8:00 a.m.
Place : Il Centro, Sta. Lucia Mall, Marcos Highway corner Imelda Ave., Cainta, Rizal

The corporate mailing address of the principal office of the Registrant is Penthouse Building III, Sta. Lucia Mall, Marcos Highway corner Imelda Avenue, Cainta, Rizal.

The approximate date the definitive copies of the Information Statement will be sent or given to security holders is on 29 May 2018.

Dissenter's Right of Appraisal

There are no matters to be acted upon in the stockholders' meeting which may give rise to any rights of appraisal under Section 81, Title X, Appraisal Right, Corporation Code of the Philippines.

A stockholder who shall have voted against any corporate action involving matters enumerated under Section 81, Title X, Appraisal Right, the Corporation Code of the Philippines (the "dissenting stockholder") may exercise his appraisal right by making a written demand on the Registrant within thirty (30) days after the Stockholders' Meeting date. Failure to make the demand within the prescribed period shall be deemed a waiver of the appraisal right. If the proposed corporate action is implemented, the Registrant shall pay the dissenting stockholder upon surrender of the stock certificates representing his shareholdings in the Registrant based on the fair value thereof as of the day prior to the date of the Stockholders' Meeting, excluding any appreciation or depreciation in anticipation of such corporate action, provided that no payment shall be made to the dissenting stockholder unless the Registrant has unrestricted retained earnings to cause such payment.

Interest of Certain Persons in or Opposition to Matters to be acted upon

No director has informed the Registrant in writing that he intends to oppose any action to be taken at the meeting.

CONTROL AND COMPENSATION INFORMATION

Voting Securities and Principal Holders Thereof

- (a) Number of shares outstanding as of 31 March 2018:
- Common: 8,946,450,000

Each security holder shall be entitled to as many number of votes as the number of shares held.

(b) Record date: 21 May 2018

Cumulative Voting Rights

Pursuant to Section 1.06 of the Registrant’s By-Laws, every holder of voting stock may vote during all meetings, including the Annual Stockholders’ Meeting, either in person or by proxy executed in writing by the stockholder or his duly authorized attorney-in-fact.

Applying Section 24 of the Corporation Code, each stockholder may vote in any of the following manner:

- (a) he may vote such number for as many persons as there are directors to be elected;
- (b) he may cumulate said shares and give one candidate as many votes as the number of directors to be elected multiplied by his shares; or
- (c) he may distribute them on the same principle among as many candidates as he shall see fit.

In any of the foregoing instances, the total number of votes cast by the shareholder should not exceed the number of shares owned by him as shown in the books of the Registrant multiplied by the whole number of directors to be elected.

Security Ownership of Certain Beneficial Owners and Management

- Security Ownership of Certain Record and Beneficial Owners

Stockholders who/which are directly/indirectly the record/beneficial owners of more than 5% of the Registrant’s voting securities as of 31 March 2018:

Title of Class	Name and Address of Record Owner and Relationship with Issuer	Name of Beneficial Owner and Relationship with Record Owner	Citizenship	Number of Shares Held	Percentage Held
Common	Sta. Lucia Realty & Development, Inc. (“SLRDI”) ¹ Building II, Sta. Lucia East Grand Mall, Marcos Hi-way cor. Felix Ave., Cainta, Rizal	Same as record owner	Domestic	7,451,005,767	83.28%

¹ Based on its latest GIS on file with the Securities and Exchange Commission, the majority stockholders of SLRDI are Mariza Santos-Tan, Vicente R. Santos, Orestes R. Santos, Felizardo R. Santos, and Leodegario R. Santos, all Filipino citizens. They each hold 10% of the outstanding capital stock of SLRDI. SLRDI has not yet submitted its proxy for the 2018 Annual Stockholders’ Meeting of the Registrant since the deadline for submission is on 14 June 2018.

Common	PCD Nominee Corporation 37th Floor, Tower 1, The Enterprise Center, 6766 Ayala Avenue corner Paseo de Roxas, 1226 Makati City Relationship with Issuer: N/A	1. Various beneficial owners 2. Cualoping Securities Corporation	Domestic	1,567,135,607	17.32%
--------	---	---	----------	---------------	--------

The voting of the shares of the foregoing corporate stockholders of the Registrant during the stockholders' meeting is directed by the majority vote of the members of their respective board of directors.

- Security Ownership of Management (as of 31 March 2018)

Title of class	Name of Beneficial Owner	Amount and Nature of Beneficial Ownership	Citizenship	Percentage of Class
Common	VICENTE R. SANTOS Chairman Evangelista St., Brgy. Santolan Pasig City	712,494 Direct 233,000 Indirect	Filipino	0.01%
Common	EXEQUIEL D. ROBLES President and Director F. Pasco Ave., Dumandan Compound, Santolan, Pasig City	712,500 Direct 230,000 Indirect	Filipino	0.01%
Common	MARIZA R. SANTOS-TAN Treasurer and Director G/F, State Centre II Ortigas Ave., Mandaluyong City	1 Direct 0 Indirect	Filipino	-
Common	AURORA D. ROBLES Assistant Treasurer and Director Alexandra Condominium Meralco Ave., Pasig City	1 Direct 0 Indirect	Filipino	-
Common	SANTIAGO CUA Director 36 Roosevelt Street San Juan, Metro Manila	1,000 Direct 0 Indirect	Filipino	0.00%
Common	ANTONIO D. ROBLES Director Odyssey St., Acropolis Quezon City	1 Direct 0 Indirect	Filipino	-
Common	ORESTES R. SANTOS Director Odyssey St., Acropolis Quezon City	1 Direct 0 Indirect	Filipino	-

Common	JOSE FERDINAND R. GUIANG Independent Director #71 K-6 St., Camias Road Quezon City	1 Direct 0 Indirect	Filipino	-
Common	OSMUNDO C. DE GUZMAN, JR. Independent Director 43 Walnut St. New Marikina Subd. San Roque, Marikina City	1 Direct 0 Indirect	Filipino	-
Common	DAVID M. DELA CRUZ Executive Vice President 31 La Naval Street Remmanville Subdivision Better Living, Parañaque	0 Direct 0 Indirect	Filipino	-
Common	ATTY. PATRICIA A. O. BUNYE Corporate Secretary One Orion 11 th Avenue cor. University Parkway Bonifacio Global City 1634 Metro Manila	0 Direct 0 Indirect	Filipino	-
Common	ATTY. CRYSTAL I. PRADO Assistant Corporate Secretary N409, Phase 4, El Pueblo One Condominium, King Christian St. Kingspoint Subd., Novaliches Quezon City, Philippines	0 Direct 0 Indirect	Filipino	-
Common	ATTY. PANCHO G. UMALI Assistant Corporate Secretary One Orion 11 th Avenue cor. University Parkway Bonifacio Global City 1634 Metro Manila	0 Direct 0 Indirect	Filipino	-

MANAGEMENT AND CERTAIN SECURITY HOLDERS

- Directors and Executive Officers as a Group (as of 31 March 2018)

Title of class	Name of Beneficial Owner	Amount of Ownership Percent of Class as Director & Officers	Percent of class
Common	DIRECTORS & EXECUTIVE OFFICERS	1,889,000	0.0211%

Changes in Control

As previously disclosed, SLRDI purchased the Registrant's shares owned by Farmix Fertilizers Corp., John Andreas Djoewardi and Juanita Tan, who initiated a derivative suit, pursuant to the *Judgment* dated 17 April 2006 approving the *Compromise Agreement* dated 10 February 2006. Based on the *Compromise Agreement* dated 10 February 2006, SLRDI has agreed to buy, and Farmix Fertilizers Corp., John Adreas Djoewardi and Juanita Tan have agreed to sell, in cash, all of the latter's shares, rights, interests, and participation in and to the Registrant as stipulated in the *Appraisal*

Certificate jointly signed and executed by the parties simultaneously with the execution of the *Compromise Agreement* dated 10 February 2006.

Moreover, the Securities and Exchange Commission (“SEC”) approved the increase in the Registrant’s Authorized Capital Stock in the amount of Fourteen Billion Pesos (P14,000,000,000.00). In this regard, pursuant to the resolutions passed by the Registrant’s Board on 15 June 2007 and resolutions passed by the Registrant’s Stockholders on 16 July 2007, as fully disclosed to the SEC and the Philippine Stock Exchange, Inc. (“PSE”), SLRDI subscribed to Ten Billion Pesos (P10,000,000,000.00) of the said increase in Authorized Capital Stock.

The said subscription by SLRDI was under the following terms and conditions: (a) subscription shall be at par value; (b) payment of subscription shall be by way of transfer of assets; and (c) the value of the assets to be transferred by SLRDI to the Registrant in payment of the subscription should be acceptable to the Registrant’s Board and, in any event, shall be subject to a reasonable discount on the market. In the meeting held on 16 August 2010 which was previously disclosed, the Registrant’s Board of Directors approved the following matters in relation to SLRDI’s subscription, subject to the approval of the SEC: (a) removal of the three (3) lots covered by TCT Nos. 1002784, 1002748 and 196218 from the properties to be assigned, transferred and conveyed by SLRDI to the Registrant as payment for the subscription; (b) correction of the amounts of loans for which some of the SLRDI properties are used as collateral (“Loan Amounts”); and (c) treatment of the excess of the aggregate fair market value of the SLRDI properties over the shares to be issued by the Registrant to SLRDI, after deducting the Loan Amounts: (i) as additional paid in capital of the Registrant to the extent of Three Hundred Million Pesos (P300,000,000.00); and (ii) with the balance of such excess to be treated as a discount.

By virtue of the foregoing transactions, SLRDI directly and beneficially owned 97.22% of voting securities in the Registrant.

To settle the intercompany advances, SLRDI and the Parent Company entered into a deed of assignment on 08 July 2014 rescinding the assignment of “Saddle and Clubs Leisure Park” and agreed to convey 3,000,000,000 shares out of SLRDI’s shareholdings in the Company in two tranches as follows:

Tranche 1 – 2,250,000,000 shares at P.40 per share to be transferred within 30 days from the signing of the Deed of Assignment

Tranche 2 – 750,000,000 shares at P1.20 per share to be transferred within one year from the date of the Deed of Assignment, or when SLI accumulates more than P901,107,601.00 in Unrestricted Retained Earnings, whichever is earlier

In 17 September 2014, the Registrant successfully completed Tranche 1 involving the assignment of Two Billion Two Hundred Fifty Million (2,250,000,000) shares from SLRDI to SLI.

Please note that, as of 31 March 2018, SLRDI directly and beneficially owns Seven Billion Four Hundred Fifty One Million Five Thousand Seven Hundred Sixty Seven (7,451,005,767) shares, representing 83.28% of the voting securities in the Registrant.

Voting Trust Holders

The Registrant is not a party to any voting trust. No shareholder of the Registrant holds more than 5% of the outstanding capital stock of the Registrant through a voting trust or other similar agreements.

Directors and Executive Officers of the Registrant

Directors

VICENTE R. SANTOS	Chairman
EXEQUIEL D. ROBLES	President
MARIZA SANTOS-TAN	Treasurer
AURORA D. ROBLES	Assistant Treasurer
ANTONIO D. ROBLES	Director
ORESTES R. SANTOS	Director
SANTIAGO CUA	Director
JOSE FERDINAND R. GUIANG	Independent Director
OSMUNDO DE GUZMAN, JR.	Independent Director

Executive/Corporate Officers

VICENTE R. SANTOS	Chairman
EXEQUIEL D. ROBLES	President
DAVID M. DELA CRUZ	Executive Vice-President
MARIZA SANTOS-TAN	Treasurer
AURORA D. ROBLES	Assistant Treasurer
PATRICIA A. O. BUNYE	Corporate Secretary
PANCHO G. UMALI	Assistant Corporate Secretary
CRYSTAL I. PRADO	Assistant Corporate Secretary

To the Registrant's knowledge, there is no substantial interest, direct or indirect, by security holdings or otherwise, of each of the foregoing persons in any matter to be acted upon. The Certifications executed by the Board of Directors and Officers stating that they do not work in the Philippine government are attached.

On 07 May 2018 Mr. Exequiel D. Robles and Ms. Mariza Santos-Tan, stockholders of the Registrant, nominated Messrs. Jose Ferdinand R. Guiang and Osmundo C. De Guzman, Jr., respectively, as Independent Directors of the Registrant for the year 2018-2019 pursuant to Section 2.01 of Article II of the amended By-laws of the Registrant, to wit:

“Section 2.01. xxx

(d) *Nomination Process for Independent Directors* - Any stockholder of record of the Corporation who may nominate any qualified individual as an Independent Director of the Corporation by submitting a signed nomination form. The nomination shall be accepted and conformed to by the nominated candidate, and submitted to the Nomination Committee of the Corporation not later than forty-five (45) days before the date of the Annual Stockholders' Meeting.

(e) *Screening Process* - The Nomination Committee shall pre-screen the qualifications of each nominee and come up with the Final List of Candidates, which shall contain all relevant information pertaining to the nominated candidate, including the identity of the stockholder(s) who nominated the said candidate. The Final List of candidates shall be submitted to the Securities and Exchange Commission in any report required by the Securities Regulation Code and its implementing rules and regulations, including, but not limited to, the Information Statement and Proxy Statement.

(f) *Restrictions on Nominations* – After the Final List of Candidates shall have been prepared by the Nomination Committee no other nomination shall be entertained. Neither shall a nomination for Independent Directors be entertained or allowed on the floor during the annual meeting of stockholders.”

In compliance with the Registrant’s By-Laws, the Registrant’s Corporate Governance Committee, which performs the functions of the Nomination Committee, has pre-screened the qualifications of the nominees and included them in the Final List of Candidates. Mr. Exequiel D. Robles is not related by affinity, consanguinity, contract or agreement to Mr. Jose Ferdinand R. Guiang; and Ms. Mariza Santos-Tan is also not related by affinity, consanguinity, contract or agreement to Mr. Osmundo C. De Guzman, Jr. The Certifications on Qualifications and Disqualifications executed by Messrs. Guiang and De Guzman are attached.

The members of the Audit Committee are the following:

Osmundo C. De Guzman, Jr. - Chairman
Vicente R. Santos
Antonio D. Robles

The members of the Corporate Governance Committee are the following:

Jose Ferdinand R. Guiang – Chairman
Osmundo C. De Guzman, Jr.
Orestes R. Santos

RESUME OF DIRECTORS/EXECUTIVE OFFICERS [COVERING THE PAST FIVE (5) YEARS]

VICENTE R. SANTOS – Chairman

Term of Office	One (1) year (2017-2018)
Address	Evangelista St., Brngy. Santolan, Pasig City
Age	59
Citizenship	Filipino
Positions Held	Executive Vice President, Sta. Lucia Realty & Development, Inc.; EVP, Valley View Realty Dev’t Corp.; EVP, RS Maintenance & Services Corp.; EVP, Sta. Lucia East Cinema Corp.; EVP, Sta. Lucia Waterworks Corp.; EVP Rob-San East Trading Corp.; EVP, Sta. East Commercial Corp.; EVP, RS Night Hawk Security & Investigation Agency; EVP, Sta. Lucia East Bowling Center, Inc.;

Directorships held EVP, Sta. Lucia East Department Store, Inc.; Acropolis North, President; Lakewood Cabanatuan, Corporate Secretary Chairman, Orchard Golf & Country Club
Orchard Golf & Country Club; Eagle Ridge Golf & Country Club; Sta. Lucia Land, Inc.

EXEQUIEL D. ROBLES – President/Director

Term of Office One (1) year (2017-2018)
Address F. Pasco Avenue, Dumandan Compound, Santolan, Pasig City
Age 60
Citizenship Filipino
Positions Held President and General Manager, Sta. Lucia Realty & Development, Inc.; President, Sta. Lucia East Cinema Corporation; President, Sta. Lucia East Commercial Corporation; President, Sta. Lucia East Bowling Center, Inc.; President, Sta. Lucia East Department Store; President, Valley View Realty and Development Corporation; President, RS Maintenance & Services, Inc.; President, Rob-San East Trading Corporation; President, RS Night Hawk Security & Investigation Agency
Directorships Held Sta. Lucia Realty & Development, Inc., Sta. Lucia East Cinema Corporation, Sta. Lucia Waterworks Corporation, Sta. Lucia East Commercial Corporation, Sta. Lucia East Department Store, Sta. Lucia East Bowling Center, Inc., Valley View Realty Development Corporation, RS Maintenance & Services, Inc.

MARIZA R. SANTOS-TAN – Treasurer

Term of Office One (1) year (2017-2018)
Address G/F, State Center II, Ortigas Avenue, Mandaluyong City
Age 61
Citizenship Filipino
Positions Held Vice President for Sales, Sta. Lucia Realty & Development, Inc.; Vice President, Valley View Realty Development, Inc.; Corporate Secretary, RS Maintenance & Services Corporation; Corporate Secretary, Sta. Lucia East Cinema Corporation; Corporate Secretary, Sta. Lucia Waterworks Corporation; Corporate Secretary, Rob-San East Trading Corporation; Corporate Secretary, Sta. Lucia East Commercial Corporation; Corporate Secretary, RS Night Hawk Security & Investigation Agency; Corporate Secretary, Sta. Lucia East Bowling Center, Inc.; Corporate Secretary, Sta. Lucia East Department Store, Inc.; President, Royale Tagaytay Golf & Country Club; Assistant Corporate Secretary, Alta Vista Golf & Country Club; Treasurer, Manila Jockey Club; Corporate Secretary, Worlds of Fun; Corporate Secretary, Eagle Ridge Golf & Country Club
Directorships Held Sta. Lucia Realty & Development, Inc., Valley View Realty Development, Inc., Orchard Golf & Country Club, Alta Vista Golf & Country Club, Manila Jockey Club, True Value Workshop, Consolidated Insurance Company, Unioil Resources Holdings, Inc., Ebedev

AURORA D. ROBLES – Assistant Treasurer/Director

Term of Office One (1) year (2017-2018)
Address The Alexandra Condominiums, Meralco Avenue, Pasig City
Age 49
Citizenship Filipino
Positions Held Purchasing Manager, Sta. Lucia Realty & Development, Inc.; Stockholder, Valley View Realty Dev't Corp.; Stockholder, RS Maintenance & Services Corp.; Chief Administrative, Sta. Lucia East Cinema Corp.; Chief Administrative, Sta. Lucia Waterworks Corp.; Chief Administrative, Rob-San East Trading Corp.; Stockholder, Sta. East Commercial Corp.; Stockholder, RS Night Hawk Security & Investigation Agency
Directorships Held CICI General Insurance Corp.

SANTIAGO CUA – Director

Term of Office One (1) year (2017-2018)
Address 36 Roosevelt Street, San Juan, Metro Manila
Age 94
Citizenship Filipino
Positions Held Chairman and President, ACL Development Corporation; Chairman and President, Cualoping Securities, Inc.; Chairman and President, Filpak Industries, Inc.; Honorary Chairman, Philippine Racing Club;
Directorships held ACL Development Corporation, Cualoping Securities, Inc., Filpak Industries, Inc., Philippine Racing Club, Inc., Ebedev

ANTONIO D. ROBLES – Director

Term of Office One (1) year (2017-2018)
Address Odyssey, Acropolis, Quezon City
Age 51
Citizenship Filipino
Positions Held Stockholder, Sta. Lucia Realty & Development, Inc.; Stockholder, Valley View Realty Dev't Corp.; Stockholder, RS Maintenance & Services Corp.; Treasurer, Orchard Marketing Corporation; Stockholder, Sta. Lucia East Commercial Corp.; Stockholder, RS Night Hawk Security & Investigation Agency; Stockholder, Exan Builders Corp.; Owner, Figaro Coffee; Owner, Cabalen
Directorships held Exan Builders Corp.

ORESTES R. SANTOS – Director

Term of Office One (1) year (2017-2018)
Address Odyssey St., Acropolis, Quezon City
Age 54
Citizenship Filipino
Positions Held Project Manager, Sta. Lucia Realty & Development, Inc.; President, RS Superbatch, Inc.
Directorships held City Chain Realty

JOSE FERDINAND R. GUIANG – Independent Director

Term of office One (1) year (2017-2018)
Address Unit 4 Cornhill Villas, Kaimito Ave. Town & Country Exec. Vill.,
Antipolo
Age 50
Citizenship Filipino
Positions Held President, Pharmazel Incorporated; Member, Filipino Drug
Association, Inc.; Area Sales Supervisor, Elin Pharmaceuticals, Inc.

OSMUNDO C. DE GUZMAN, JR. – Independent Director

Term of office One (1) year (2017-2018)
Address 43 Walnut St. New Marikina Subd., San Roque, Marikina City
Age 61
Citizenship Filipino
Positions Held Treasurer, Sunflower Circle Corp.

DAVID M. DE LA CRUZ – Executive Vice President

Term of Office One (1) year (2017-2018)
Address #31, La Naval Street Remmanville Subdivision Better Living,
Parañaque City
Age 49
Citizenship Filipino
Positions Held Head- Corporate Credit Risk Management - BDO /President –
AC&D Corporate Partners; President / CFO – Geograce Resources
Phils. Inc.; Vice President / Head of Sales Amsteel Securities
Philippines Inc; Senior Manager – Investment Banking Deutsche
Morgan Grenfell Hong Kong Limited; Acting General Manager &
Marketing Head – UBP Securities / Manager - Investment Banking
- UBP Capital Corporation; Senior Auditor, SGV & Co.
Directorships Held Macondray Finance Corporation, Independent Director

ATTY. PATRICIA A. O. BUNYE – Corporate Secretary

Term of Office One (1) year (2017-2018)
Address 9th, 10th, 11th & 12th Floors, One Orion, 11th Avenue cor. University
Parkway, Bonifacio Global City, Metro Manila
Age 49
Citizenship Filipino
Positions Held Senior Partner, Cruz Marcelo & Tenefrancia; Past President,
Licensing Executives Society International; Founding President,
Diwata-Women in Resource Development, Inc.; Past President,
Integrated Bar of the Philippines (Pasay, Parañaque, Las Piñas &
Muntinlupa Chapter); Secretary, 15th House of Delegates National
Convention, IBP; Corporate Secretary, Lawphil Investments, Inc.;
President, CVCLAW Center Condominium Corporation.
Directorships Held Baskerville Trading Corporation; Belmont Equities, Inc.; Go Home
Bay Holdings, Inc.; Lawphil Investments, Inc.; Mianstal Holdings,
Inc.; Quaestor Holdings, Inc.; Recruitment Center Philippines, Inc.;
Westminster Trading Corporation; Winchester Trading Corporation;

Windermere Marketing Corporation; CVCLAW Center Condominium Corporation.

ATTY. CRYSTAL I. PRADO – Assistant Corporate Secretary

Term of Office One (1) year (2017-2018)
Address N409, Phase 4, El Pueblo One Condominium, King Christian St., Kingspoint Subd., Novaliches, Quezon City
Age 36
Citizenship Filipino
Positions Held Legal Counsel, Sta. Lucia Land, Inc.; College Instructor, St. Joseph's College of Quezon City; Legal Officer/Executive Assistant/Marketing Head, Principalia Management and Personnel Consultants, Inc.; Court Interpreter III, Supreme Court; English Teacher, Call n Talk; English Teacher, Top English Center; English Teacher, CNN Language Center; English

ATTY. PANCHO G. UMALI – Assistant Corporate Secretary

Term of Office One (1) year (2017-2018)
Address 9th, 10th, 11th & 12th Floors, One Orion, 11th Avenue cor. University Parkway, Bonifacio Global City, Metro Manila
Age 42
Citizenship Filipino
Positions Held Partner, Cruz Marcelo & Tenefrancia; First Vice President, The Law Foundation of Makati, Inc.; Treasurer, Taguig Lawyers League; Assistant Corporate Secretary, Lawphil Investments, Inc.; Assistant Corporate Secretary, PTFC Redevelopment Corporation; Corporate Secretary, Philippine Equity Partners, Inc.; Assistant Corporate Secretary, CVCLAW Center Condominium Corporation; Corporate Secretary, Haw Par Tiger Balm (Philippines), Inc.
Directorships Held Catania Property Holdings, Inc.; China Systems Technology Corporation; Cosmo System Corporation; Junabejo Trading Corporation; Junabejo Food Corporation; Loscano Holdings, Inc.; Haw Par Tiger Balm (Philippines), Inc.; IAMSPA, Inc.; Sun East Asia Corporation; Synchronix Philippines, Inc.; Union Earn Holdings, Inc.; Woolloomooloo Steakhouse Philippines, Inc.

The entire workforce of the Registrant is considered significant as each of its employees has his own responsibilities which are supposed to achieve the Registrant's goals and objectives.

Family Relationships

EXEQUIEL D. ROBLES, ANTONIO D. ROBLES, and AURORA D. ROBLES are siblings and they are first cousins with VICENTE R. SANTOS, MARIZA R. SANTOS-TAN, and ORESTES R. SANTOS, who are likewise siblings.

Legal Proceedings [covering the past five (5) years]

	CASE TITLE	NATURE OF CASES	PROPERTY INVOLVED	COURT	CASE NO.	AMOUNT INVOLVE	STATUS
1	SAMAHANG MAGBUBUKID NG KAPDULA INC. VS. STA. LUCIA LAND, SIRDI and SOUTH CAVITE LAND CO.	OPERATING SUBDIVISION WITHOUT A CERTIFICATE OF REGISTRATION. SELLING SUBDIVISION LOTS WITHOUT A LICENSE TO SELL AND ENGAGING IN ILLEGAL ACTS AND FRAUDULENT SALES. HANDLED BY: ATTY. EDINBURGH TUMURAN	MESLO SUBDIVISION TCT NOS. T-1307454 and T-1307453	HLURB CALAMBA, LAGUNA.	HLURB CASE NO. R-IV-020312-3569	8,000,000.00 - actual damages 700,000 - exemplary 200,000 - attorney's fee 300,000 - litigation fee	COMPLAINANT'S PENDING APPEAL
2	SPS. ERNESTO TATLONGHARI VS. STA. LUCIA LAND, FIRST BATANGAS, and ROYALE HOMES	RESCISSION OF DEED OF ABSOLUTE SALE HANDLED BY: ATTY. GIEN E. DARADAL	GRAND VILLA BAUN (PORTION) 16.832 SQ.M.	RTC BR. 2 BATANGAS	CIVIL CASE NO. 9246	300,000 - EXEMPLARY 300,000 - ATTORNEY'S FEE 500 - VALUE OF ENTIRE AREA PER SQUARE METERS	FOR SCHEDULED PRE-TRIAL
3	FELICISIMA BALAGTAS AND OFELIA ALVAREZ VS. STA. LUCIA LAND, MICHAEL ROBLES AND MILESTONE FARMS, INC	CANCELLATION OF SALE REFUND OF ALL PAYMENTS TO THE RESPONDENTS AND THE CORRESPONDING VAT WITH INTEREST AND DAMAGES HANDLED BY: ATTY. CRYSTAL I. PRADO	PALO ALTO PCOM B1 L30	HLURB QUEZON CITY	HLURB RBA-060314-15410		FILED APPEAL MEMORANDUM AT HLURB BOARD
4	PHARMAZEL INC. VS. ELECTRICOM VS. STA. LUCIA LAND THIRD PARTY COMPLAINT	SPECIFIC PERFORMANCE HANDLED BY: ATTY. CRYSTAL I. PRADO	METROPOLIBIS B2 L4	RTC BR. 81 QUEZON CITY	CIVIL CASE NO. R-0214-13-02350		STILL BEING HEARD
5	MARIA BENGAN VS. STA. LUCIA LAND EDR. VRS. MSI ET., AL	VIOLATION OF PD 957 HANDLED BY: ATTY. CRYSTAL I. PRADO	EAST BEL-AIR	PROSEC. CAINITA	NPS XV18M-INV-151-03540		FILED COUNTER AFFIDAVIT
6	ORVILLE CHESTER DAVE VS. STA. LUCIA LAND, MA LOURDES CONCEPCION	CANCELLATION OF SALE REFUND OF ALL PAYMENTS TO THE RESPONDENTS AND THE CORRESPONDING VAT WITH INTEREST AND DAMAGES HANDLED BY: ATTY. CRYSTAL I. PRADO	PALO ALTO P1 B101 L18	HLURB QUEZON CITY	HLURB RBA-012017-16149		FOR FILING OF ANSWER
DISMISSED/TERMINATED/SETTLED							
01	ELECTRICOM NETWORK TRADING VS. STA. LUCIA LAND	SPECIFIC PERFORMANCE (SURRENDER OF TCT) HANDLED BY: ATTY. CRYSTAL I. PRADO	METROPOLIBIS B2 L4	RTC BR. 222 QUEZON CITY	CIVIL CASE NO. R-0214-13-05521-CV		DISMISSED
02	SPS. VINCENT ORTIZ AND AUBREY ORTIZ VS. STA. LUCIA LAND	REFUND HANDLED BY: ATTY. CRYSTAL I. PRADO	NEOPOLITAN CONDO S11 OUG P1	HLURB QUEZON CITY	HLURB CON-LSG-060613-8177		TERMINATED
03	RANDY OCAMPO VS. LOURDES CONCEPCION DELIA URBANO ET., AL.	JUDICATED ESTEFA HANDLED BY: ATTY. GIEN E. DARADAL	SUMMERHILLS P4 B8 L6	PROSECUTION OFFICE MANDALUYONG	XY-06-INV-15G-00917		SETTLED
04	RANDY OCAMPO VS. STA. LUCIA LAND, INC.	RECOVERY OF PAYMENT WITH PRAYER FOR BLACKLISTING HANDLED BY: ATTY. EDINBURGH TUMURAN	SUMMERHILLS P4 B8 L6	HLURB QUEZON CITY	RBA-06-2915-15720		SETTLED
05	CONRADO ASEO VS. STA. LUCIA LAND	SPECIFIC PERFORMANCE WITH DAMAGES HANDLED BY: ATTY. CRYSTAL I. PRADO	ANTIPOLO GREENLAND P2 B7 L70	HLURB Q.C.	HLURB 092013-15197	45,227.00 - REGISTRATION FEE 100,000 - MORAL 50,000 - EXEMPLARY 30,000 - ATTORNEY'S FEE 4,000 - PER HEARING COST OF SUIT	COMPLAINANT WITHDRAW THE CASE

The following investigations involve the Registrant's directors and officers:

	CASE TITLE	NATURE OF CASES	PROPERTY INVOLVED	COURT	CASE NO.	STATUS
1	ROSALINA HONRADO VS. EXEQUIEL D. ROBLES, et. al. AND SLRDI	Estafa & Falsification And/or Estafa through Falsification Complaint received on: Oct. 13, 2014 HANDLED BY: ATTY. EDINBURGH P. TUMURAN	ORCHARD RES. Phase 02 Block 12 Lot 60	DOJ Imus Cavite	NPS-IV-28-INV-14H-0707	FILED COUNTER-AFFIDAVIT
2	ROSALINA HONRADO VS. EXEQUIEL D. ROBLES, et. al. AND SLRDI	Pay the deceased inured and/or riot replacement Summons received on: Sept. 04, 2014 HANDLED BY: ATTY. EDINBURGH P. TUMURAN	ORCHARD RES. Phase 02 Block 12 Lot 60	HLURB Calamba Laguna	RIV-081214-4114	FILED ANSWER
3	CLEOFAS KHOO VS. EXEQUIEL D. ROBLES, MARIZA SANTOS-TAN, et. al. AND SLRDI	Delivery of title and/or refund Summons received on: July 17, 2014 HANDLED BY: ATTY. CRYSTAL I. PRADO	ROYALE TAGAYTAJ Phase 03 Block 02 Lot 03	HLURB Calamba Laguna	RIV-063014-4076	FILED POSITION PAPER
4	SSS VS. EXEQUIEL D. ROBLES AND STA. LUCIA WATERWORKS	Violation of Sec. 22(a) & Sec. 22(d) In relation to Sec. 22(c) of R.A. 8282 Order received on: Aug. 02, 2006 HANDLED BY: ATTY. JERRY B. DELA CRUZ		SSS Makati	SSC CASE NO. 1-14246-05	FILED PETITION FOR ANNULMENT OF JUDGMENT AT COURT OF APPEALS
5	DOMINADOR TAN VS. EXEQUIEL D. ROBLES AND SLRDI	Recovery of ownership and possession with application for the issuance of a temporary order and/or preliminary injunction	Portion of SOUTH SPRING	RTC Binang, Laguna	Civil Case No. B-9022	FOR SETTLEMENT
6	BAYBREEZE EXECUTIVE VILLAGE HOMEOWNERS ASS VS. EXEQUIEL D. ROBLES AND VICENTER. SANTOS AND SLRDI	Development HANDLED BY: ATTY. JERRY B. DELA CRUZ	BAYBREEZE	HLURB QUEZON CITY	HLURB CASE NO. NCR-HOA-112613-1932	FILED APPEAL MEMORANDUM
7	PTOLYME DIMENSIONS INC AND SIAPORE MICRO VS. EXEQUIEL D. ROBLES AND VICENTER. SANTOS AND SLRDI, EAGLERIDGE AND RS	Fraudulent Manipulation, unsound business practice, election of HOA officers, Annulment of property management contract and agreement with prayer for the issuance of a cease and desist order/application for temporary restraining order and/or writ of preliminary injunction Summons received on: May 04, 2015 HANDLED BY: ATTY. JERRY B. DELA CRUZ (RS) ATTY. EDINBURGH P. TUMURAN (SLRDI) ATTY. GLEN E. DARADAL (EAGLE RIDGE)	EAGLERIDGE	HLURB CALAMBA, LAGUNA	HLURB CASE NO. RIV-041315-0741	FILED ANSWER
8	LA MIRADA ROYALE RESIDENTIAL I, II, III, IV AND V VS. VICENTER. SANTOS AND LA MIRADA ROYALE RESIDENTIAL ASSOCIATION	CANCELLATION OF CERTIFICATES OF REGISTRATION Summons received on: Sept. 12, 2013 HANDLED BY: ATTY. JERRY B. DELA CRUZ	LA MIRADA	HLURB QUEZON CITY	HLURB CASE NO. NTR-HOA-082213-575	FILED APPEAL MEMORANDUM
9	GRACE PENDON ET. AL, VS. EXEQUIEL D. ROBLES ET. AL	HUMAN RIGHTS Summons received on: July 01, 2015 HANDLED BY: ATTY. AGUINO MARTIN V. NILLO	RIZAL TECHNOPARK	CHR QUEZON CITY	CHR NO. 2015-0217	STILL BEING HEARD

10	VISTA VERDE COUNTRY HOMES VS. EXEQUIEL D. ROBLES, JOHNIELLE KEITH NIETO	VIOLATION OF SEC. 3(A) GRAVE MISCONDUCT OF PRESSION AND CONDUCT PREJUDICIAL TO THE BEST INTEREST OF THE SERVICE Summons received on: July 30, 2015 HANDLED BY: ATTY. AQUINO MARTIN V. NILLO	VISTA VERDE COUNTRY HOME	OFFICE OF THE OMBUDSMAN	OMB-LAC-15-0157	STILL BEING HEARD
11	GRACE PENDON ET., AL, VS. EXEQUIEL D. ROBLES ET., AL	GRAVE COERCION MULTIPLE DAMAGE TO PROPERTY ROBBERY Summons received on: Aug. 10, 2015 HANDLED BY: ATTY. Z19 S. JAVIER	RIZAL TECHNOPARK	PROVINCIAL PROSECUTION OFFICE OF RIZAL	NPS-DOCKET NO. XV-18M-INV-15G-02950 TO 15G-02952	STILL BEING HEARD
12	MARIA BENGAN VS. EXEQUIEL D. ROBLES ET., AL	VIOLATION OF PD 957 Summons received on: Sept. 15, 2015 HANDLED BY: ATTY. CRYSTAL I. PRADO	EAST SEC AIR	PROVINCIAL PROSECUTION OFFICE OF CAINTA	NPS-DOCKET NO XV-18M-INV-181-03540	FILED COUNTER AFFIDAVIT
13	RENATO CABILZO VS. EXEQUIEL D. ROBLES VICENTE R. SANTOS MARIZA SANTOS-TAN EXALTACION R. JOSEPH FELIZARDO R. SANTOS ANTONIO D. ROBLES LIBERATO D. ROBLES	OTHER DECEITS SYNDICATED ESTAFAS LARGE SCALE ESTAFAS Summons received on: Oct. 09, 2015 HANDLED BY: ATTY. EDINBURGH P. TUMURAN	ACROPOUS MANDALUYONG B5 L4 S 6	PROSECUTION OFFICE OF PASIG	XV-1-INV-151-02516	FOR COUNTER AFFIDAVIT
14	JOSEFINA DIAZ-DELA CRUZ VS. EXEQUIEL D. ROBLES et. al	ESTATE FALSIFICATION Summons received on: Oct. 12, 2015	RAWLAND BULACAN (VALLEY VIEW REALTY)	PROSECUTION OFFICE OF MANILA	XV-07-INV-151-04927	FILED MOTION FOR RECONSIDERATION
15	PP VS. EXEQUIEL D. ROBLES et. al	ESTATE FALSIFICATION HANDLED BY: ATTY. AQUINO MARTIN V. NILLO	RAWLAND BULACAN (VALLEY VIEW REALTY)	MNC BR. 8 MANILA	CRIM CASE NO. 486294-CR	ARRAIGNMENT ON AUG. 16 2016
16	SPS. MARTIN ERICSON CRUEL AND CZARINA CRUEL VS. SLRDI, MARIZA SANTOS-TAN	Specific Performance Summons received on: Feb. 04, 2016 HANDLED BY: ATTY. Z19 S. JAVIER	VALLEY VIEW EXEC. FIC B2 L12	PLURIB QUEZON CITY	RECORDED 2015-13873	FILED POSITION PAPER
17	GLOVIS RANCHO, AMADO JOSE GARCIA ET., AL VS. EXEQUIEL D. ROBLES, MARIZA SANTOS-TAN VICENTE R. SANTOS ET. AL	Violation of PD 957 And Art. 318 of RPC HANDLED BY: ATTY. EDINBURGH P. TUMURAN	ROYALE CEBU ESTATE	PROSECUTION OFFICE OF CEBU	TS. NO. VI-INV-15G-0925	FOR FILING OF COUNTER AFFIDAVIT
18	LORENZO E. VELOSO VS. EXEQUIEL D. ROBLES, MARIZA SANTOS-TAN, VICENTE R. SANTOS ET. AL	Violation of PD 957 And Art. 318 of RPC HANDLED BY: ATTY. AQUINO MARTIN V. NILLO	LA MIRADA	PROSECUTION OFFICE OF CEBU	NPS DOCKET NO. VII-09-16PH-01712A-13	FOR FILING OF COUNTER AFFIDAVIT

Other than in the above-mentioned cases, the Registrant, its directors, officers or affiliates, any owner of record of more than 10% of its securities, or any associate of any such director, officer or affiliate, or security holder are not, to the knowledge of the Registrant, parties to any material legal proceeding during the past five (5) years up to date, including and/or involving any bankruptcy petition, conviction by final judgment, subject of an order, judgment or decree, and violation of a Securities or Commodities Law.

Certain Relationships and Related Transactions

As previously disclosed, SLRDI entered into a Property-for-Equity Swap with the Registrant in exchange for 10,000,000,000 shares of the latter.

The Registrant's President, EXEQUIEL D. ROBLES, is the President and General Manager of SLRDI. The Registrant's directors, ANTONIO D. ROBLES, a stockholder of SLRDI, and AURORA D. ROBLES, the Purchasing Manager of SLRDI, are siblings of MR. EXEQUIEL D. ROBLES who are all first cousins of MARIZA R. SANTOS-TAN, the Vice-President for Sales of SLRDI, VICENTE R. SANTOS, the Executive Vice-President of SLRDI, and ORESTES R. SANTOS, Project Manager of SLRDI, who, in turn, are siblings.

The Registrant and SLRDI plan to enter into a series of Joint Venture Agreements. Each venture may take a share of the output from the assets and each bears an agreed share of the expenses incurred. These joint ventures do not involve the establishment of a corporation, partnership or other entity, or a financial structure that is separate from the venturers themselves. Each venture has control over its share of future economic benefits through its share of the jointly controlled asset. The proposed JVAs include the following:

1. The proposed development of a project in Cebu, with a total land area of twelve thousand seven hundred ninety two square meters (12,792 sq.m.);
2. The proposed development of a project in Rizal, with a total land area of forty thousand two hundred twenty eight square meters (40,228 sq.m.);
3. The proposed development of a project in Tagaytay, with an area of twenty nine thousand six hundred forty square meters (29,640 sq.m.);
4. The proposed development of a project in Lapu-Lapu City with an area of six thousand nine hundred twenty square meters (6,920 sq.m.);
5. The proposed development of a project in Batangas, with an area of one hundred thousand square meters (100,000 sq.m.).

SLRDI owns 83.28% of the voting securities of the Registrant and is the only parent company of the Registrant.

Independent Public Accountant

As previously disclosed to the SEC and to the PSE, on 22 June 2017, at the Annual Stockholders' Meeting, the stockholders agreed to retain Sycip Gorres Velayo & Company ("SGV & Co.") as the external auditor of the Registrant for the year 2017-2018.

The Registrant will comply with Rule 68 (3)(b)(iv) of the SRC Implementing Rules, which pertinently provides:

- "iv. The external auditors shall be rotated every after five (5) years of engagement. In case of a firm, the signing partner shall be rotated every after said period. The reckoning date for such rotation shall commence in year 2002."

Compensation of Directors and Officers

The Directors and Officers do not receive any form of compensation except, in the case of Directors, for a per diem of Fifteen Thousand Pesos (P15,000.00) per meeting of the Board of Directors.

Apart from the per diem in the amount of Fifteen Thousand Pesos (P15,000.00), there are no standard arrangements or other arrangements between the Registrant and the directors and executive officers.

Executive Officers

Projected Compensation

2018

(in Thousands)

(a) Name and Principal Position	(b) Year	(c) Salary	(d) Bonus	(e) Other Annual Compensation
I. Executive Officers		Estimated	Estimated	Estimated
Vicente R. Santos – Chairman	2018	<u>XXX</u>	<u>XXX</u>	XXX
Exequiel D. Robles – President/Director	2018	<u>XXX</u>	<u>XXX</u>	XXX
David M. Dela Cruz – Executive Vice President	2018	<u>XXX</u>	<u>XXX</u>	XXX
Mariza Santos-Tan – Treasurer/Director	2018	<u>XXX</u>	<u>XXX</u>	XXX
Aurora D. Robles – Assistant Treasurer/Director	2018	<u>XXX</u>	<u>XXX</u>	XXX
Total for Above		7,450	7,450	XXX
II. CEO and Four Most Highly Compensated Executive Officers		7,450	7,450	XXX
III. All Other Officers as a Group Unnamed		2,130	2,130	XXX

Actual Compensation

2017

(in Thousands)

(a) Name and Principal Position	(b) Year	(c) Salary	(d) Bonus	(e) Other Annual Compensation
I. Executive Officers				
Vicente R. Santos – Chairman	2017	<u>XXX</u>	<u>XXX</u>	XXX
Exequiel D. Robles – President/Director	2017	<u>XXX</u>	<u>XXX</u>	XXX
David M. Dela Cruz – Executive Vice President	2017	<u>XXX</u>	<u>XXX</u>	XXX
Mariza Santos-Tan – Treasurer/Director	2017	<u>XXX</u>	<u>XXX</u>	XXX
Aurora D. Robles – Assistant Treasurer/Director	2017	<u>XXX</u>	<u>XXX</u>	XXX
Total for Above		7,450	7,450	XXX
II. CEO and Four Most Highly Compensated Executive Officers		7,450	7,450	XXX
III. All Other Officers as a Group Unnamed		2,130	2,130	XXX

Actual Compensation

2016

(in Thousands)

(a) Name and Principal Position	(b) Year	(c) Salary	(d) Bonus	(e) Other Annual Compensation
I. Executive Officers				
Vicente R. Santos – Chairman	2016	<u>XXX</u>	<u>XXX</u>	XXX
Exequiel D. Robles – President/Director	2016	<u>XXX</u>	<u>XXX</u>	XXX
David M. Dela Cruz – Executive Vice President	2016	<u>XXX</u>	<u>XXX</u>	XXX
Mariza Santos-Tan – Treasurer/Director	2016	<u>XXX</u>	<u>XXX</u>	XXX
Aurora D. Robles – Assistant Treasurer/Director	2016	<u>XXX</u>	<u>XXX</u>	XXX
Total for Above		7,450	7,450	XXX
II. CEO and Four Most Highly Compensated Executive Officers		7,450	7,450	XXX
III. All Other Officers as a Group Unnamed		2,130	2,130	XXX

Annual Compensation

2015

(in Thousands)

(a) Name and Principal Position	(b) Year	(c) Salary	(d) Bonus	(e) Other Annual Compensation
I. Executive Officers				
Vicente R. Santos – Chairman	2015	XXX	XXX	XXX
Exequiel D. Robles – President/Director	2015	XXX	XXX	XXX

David M. Dela Cruz ² – Executive Vice President	2015	XXX	XXX	XXX
Mariza Santos-Tan – Treasurer/Director	2015	XXX	XXX	XXX
Aurora D. Robles – Assistant Treasurer/Director	2015	XXX	XXX	XXX
Total for Above		7,450	2,580	XXX
II. CEO and Four Most Highly Compensated Executive Officers		7,450	2,475	XXX
III. All Other Officers as a Group				
Unnamed		2,130	365	XXX

Standard Arrangements

Other than payment of reasonable per diem in the amount of Fifteen Thousand Pesos (P15,000.00), there are no standard arrangements pursuant to which directors of the Registrant are compensated, directly or indirectly, for any services provided as a director for the last completed fiscal year and the ensuing year.

Other Arrangements

There are no other arrangements pursuant to which any director of the Registrant was compensated, or is to be compensated, directly or indirectly, during the Registrant's last completed year, and the ensuing year, for any service provided as a director.

Employment Contracts and Termination of Employment and Change-in-Control Arrangement

There are no special employment contracts between the Registrant and the named executive officers. There is no compensatory plan or arrangement with respect to a named executive officer.

Warrants and Options Outstanding

There are no outstanding warrants or options held by the Registrant's CEO, the named executive officers, and all officers and directors as a group.

ISSUANCE AND EXCHANGE OF SECURITIES

Authorization or Issuance of Securities Other than for Exchange

As previously disclosed to the SEC and to the PSE, at the Special Meeting of the Board of Directors held on 15 June 2007 and at the Annual Stockholders' Meeting held on 16 July 2007, the Board of Directors and the Stockholders of the Registrant authorized, among others, the increase in the Authorized Capital Stock of the Registrant from Two Billion Pesos (P2,000,000,000.00) to Sixteen Billion Pesos (P16,000,000,000.00). The securities authorized to be issued are common shares with the same dividend, voting and preemption rights as the existing shares. There are no provisions in its Articles of Incorporation or By-Laws that would delay, defer or prevent a change in the control of the Registrant.

In connection with the increase in the Authorized Capital Stock in the amount of Fourteen Billion Pesos (P14,000,000,000.00), the Board approved the subscription by SLRDI, one of the principal shareholders of the Registrant, of up to the maximum of Ten Billion Pesos (P10,000,000,000.00), under the following terms and conditions:

² Mr. David M. Dela Cruz has been appointed as Executive Vice President of the Registrant effective November 2012.

1. Subscription shall be at par value;
2. Payment of subscription shall be by way of transfer of assets; and
3. The value of the assets to be transferred by SLRDI to the Registrant in payment of the subscription should be acceptable to the Registrant's Board and, in any event, shall be subject to a reasonable discount on the market value.

On 20 May 2008, the SEC approved the increase in the Registrant's authorized capital stock to Sixteen Billion Pesos (P16,000,000,000.00). The total number of issued and outstanding shares of the Registrant after the increase is 10,796,450,000, as a result of the subscription of SLRDI, one of the principal shareholders of the Registrant, to Ten Billion Pesos (P10,000,000,000.00) out of the increase in the Registrant's authorized capital stock of Fourteen Billion Pesos (P14,000,000,000.00) (the "Swap Shares").

In the meeting held on 16 August 2010 which was previously disclosed, the Registrant's Board of Directors approved the following matters in relation to SLRDI's subscription, subject to the approval of SEC: (a) removal of the three (3) lots covered by TCT Nos. 1002784, 1002748 and 196218 from the properties to be assigned, transferred and conveyed by SLRDI to the Registrant as payment for the subscription; (b) correction of the Loan Amounts; and (c) treatment of the excess of the aggregate fair market value of the SLRDI properties over the shares to be issued by the Registrant to SLRDI, after deducting the Loan Amounts: (i) as additional paid in capital of the Registrant to the extent of Three Hundred Million Pesos (P300,000,000.00); and (ii) with the balance of such excess to be treated as a discount.

On 26 October 2010, a listing application for the Swap Shares was filed with the PSE. On 12 January 2011, the Board of Directors of PSE approved the said listing application, and set the listing of the Swap Shares on 07 March 2011. In compliance with the 180-day lock-up requirement of the PSE, the Registrant submitted a Lock-up Agreement executed on 18 February 2011 among the Registrant, SLRDI and Philippine Commercial Capital, Inc.

Following the listing of the Swap Shares and the release of the same from escrow, the Registrant intends to undertake a Placing and Subscription Transaction ("PST") to raise funds for its various projects. Under the transaction, a portion of the Swap Shares will be sold after which SLRDI will subscribe to new common shares of the Registrant not to exceed the number of shares offered in the placing transaction at a subscription price equivalent to the placing price.

In its Special Meeting held on 18 April 2013, the Board of Directors approved the sale of up to Three Billion (3,000,000,000) of its shares of stock through a follow-on offering, and list the same with the PSE. The said follow-on offering may be done through a PST, as described above, or through a direct public offering of shares, as may subsequently be determined by the Board of Directors.

The rights of existing security holders will not be affected by the PST considering that common shares will be offered and sold under the PST. There are no provisions in its Articles of Incorporation or By-Laws of the Registrant that would delay, defer or prevent a change in the control of the Registrant.

The consideration to be received by the Registrant under the PST will be in the form of cash and which will be used to fund the expansion of the business of the Registrant.

On 18 April 2013, the Board of Directors also authorized, subject to the approval by the Registrant's shareholders, the SEC and PSE, the grant of up to One Hundred Million (100,000,000) shares of stock as stock options for the employees and consultants of the Registrant, and the listing thereof with the PSE. The stock option plan shall also be subject to terms and conditions as may be subsequently approved by the Registrant's Board.

Also, the Board of Directors authorized the Registrant to borrow money in the form of direct loan – onshore or offshore US\$ - denominated bonds, in the amount of up to Six Billion Pesos (P6,000,000,000.00), subject the approval of the Registrant's shareholders.

The proceeds of the follow-on offer and issuance of bonds will be used for the expansion of the business of the Registrant. It is expected that the foregoing shall improve the financial standing of the Registrant and benefit the existing security holders of the Registrant.

On 21 June 2013, the shareholders of the Registrant, subject to compliance with applicable legal requirements and disclosure at the appropriate time, authorized and empowered the Board of Directors to purchase up to One Billion Pesos (P1,000,000,000.00) worth of outstanding shares of the Registrant under such terms and conditions that the Board of Directors shall deem required and necessary.

On 01 April 2014, the Board of Directors, subject to the ratification by the Registrant's shareholders, approved resolutions authorizing the purchase of up to One Billion Pesos (P1,000,000,000.00) worth of outstanding shares of the Registrant. Management would like to have the flexibility to reacquire shares if it feels that the market price does not reflect the underlying value of the Issuer.

In July 2014, to settle the intercompany advances, SLRDI and the Registrant entered into a deed of assignment on 08 July 2014 rescinding the assignment of "Saddle and Clubs Leisure Park" and agreed to convey 3,000,000,000 shares out of SLRDI's shareholdings in the Company in two tranches as follows:

Tranche 1 – 2,250,000,000 shares at P0.40 per share to be transferred within 30 days from the signing of the Deed of Assignment

Tranche 2 – 750,000,000 shares at P1.20 per share to be transferred within one year from the date of the Deed of Assignment, or when the Registrant accumulates more than P901,107,601.00 in Unrestricted Retained Earnings, whichever is earlier

In September 2014, the Company successfully completed Tranche 1 involving the assignment of 2,250,000,000 shares from SLRDI to the Registrant.

On 22 December 2015, the Company sold Four Hundred Million (400,000,000) shares which increase the outstanding shares to Eight Billion Nine Hundred Forty Six Million Four Hundred Fifty Thousand (8,946,450,000) shares.

As of 31 December 2017, the second tranche was not yet executed by the Group. In April 2018, the Deed of Assignment dated 08 July 2014 was amended with respect to the assignment of the shares under the Second Tranche. Under the amended agreement, the parties fixed the shares to a range of Seven Hundred Fifty Million (750,000,000) to Nine Hundred Million (900,000,000) at a price per share of One Peso (P1.00) to One Peso and 20/100 (P1.20) which will satisfy the obligation of the Ultimate Parent Company to the Parent Company in the amount of Nine Hundred Million (P900,000,000.00). The Ultimate Parent Company also offered its investments in shares as collateral to its obligation pending the execution of Second Tranche. The execution of the Second Tranche is expected to occur on or before 30 September 2018.

Also, on 22 December 2015, the Group issued a total of PhP4,000.00 million Unsecured Fixed-rated Peso bonds, broken down into PhP2,000.00 million Series A Bonds due 2018 at a fixed rate equivalent to 6.7284% p.a. and a PhP2,000.00 million Series B Bonds due 2021 at a fixed rate equivalent to 6.7150% p.a. The Bonds have been rated by the Credit Rating and Investors Services Philippines Inc. on 16 October 2015. The bonds shall constitute the direct, unconditional, and unsecured obligations of the Issuer and shall at all times rank pari passu and ratably without preference among themselves and among any present and future unsecured obligations of the Issuer, except for any statutory preference or priority established under Philippine law.

The net use of proceeds of the bonds are intended to be used by the Group to fully refinance existing secured loans, for capital expenditure requirements, and/or general corporate purposes.

The Bonds shall be repaid at par (or 100% of face value), plus any outstanding interest, on the relevant maturity date of each series or on 22 December 2018 for the Series A Bonds, on 22 March 2021 for the Series B Bonds, unless the Company exercises its early redemption option for the Series A or Series B Bonds.

Interest on the Bonds shall be payable quarterly in arrears every 22 March, 22 June, 22 September and 22 December of each year, starting on 22 March 2016.

On 22 June 2017, the Group exercise its Early Redemption Option for the Series A unsecured Fixed-Rate Peso bonds in the amount of Two Billion Pesos (P2,000,000,000.00) at the early redemption price of One Hundred and One Percent (101%) of the principal amount, plus all accrued interest on the bonds at the Early Redemption Option Date.

Among other debt covenants, the Group is required to maintain a maximum of debt-to-equity ratio of 1.50:1.00, a minimum current ratio of 1.00:1.00 and a minimum debt service coverage ratio of 1.25. The Group has complied with the debt covenant.

Debt services coverage ration means the ratio of: (i) EBIDTA to (ii) total debt service reduced by the amounts raised for refinancing, by reference to the immediately preceding 12 months of the period review.

Acquisition or Disposition of Property

Acquisition

As previously discussed, SLRDI shall transfer assets to the Registrant in exchange for the latter's shares.

As discussed above, pursuant to the approval of the increase in the Registrant's Authorized Capital Stock in the amount of Fourteen Billion Pesos (14,000,000,000), and pursuant to the resolutions passed by the Registrant's Board on 15 June 2007 and resolutions passed by the Registrant's Stockholders on 16 July 2007, as fully disclosed to the SEC and the PSE, SLRDI subscribed to Ten Billion Pesos (10,000,000,000) of the said increase in Authorized Capital Stock. The said subscription by SLRDI is under the following terms and conditions: (a) subscription shall be at par value; (b) payment of subscription shall be by way of transfer of assets; and (c) the value of the assets to be transferred by SLRDI to the Registrant in payment of the subscription should be acceptable to the Registrant's Board and, in any event, shall be subject to a reasonable discount on the market. The Registrant and SLRDI jointly intend to engage independent and SEC-registered appraisal companies to determine the valuation of SLRDI assets and the reasonable discount based on fair market value. In the meeting held on 16 August 2010 which was previously disclosed, the Registrant's Board of Directors approved the following matters in relation to SLRDI's subscription, subject to the approval of SEC: (a) removal of the three (3) lots covered TCT Nos. 1002784, 1002748 and 196218 from the properties to be assigned, transferred and conveyed by SLRDI to the Registrant as payment for the subscription; (b) correction of the Loan Amounts; and (c) treatment of the excess of the aggregate fair market value of the SLRDI properties over the shares to be issued by the Registrant to SLRDI, after deducting the Loan Amounts: (i) as additional paid in capital of the Registrant to the extent of Three Hundred Million Pesos (P300,000,000.00); and (ii) with the balance of such excess to be treated as a discount.

SLRDI is one of the principal shareholders of the Registrant. Its principal office is at the Building II, Sta. Lucia East Grand Mall, Marcos Hi-way cor. Felix Ave., Cainta, Rizal.

Disposition

As previously disclosed by the Registrant on 04 March 2008, the Board, at its meeting held on even date, granted the Registrant authority to sell, transfer and convey all of its rights and interests in its property along Ayala Avenue in Makati City (the "Subject Properties"), for such amount and under such terms and conditions as may be in the best interests of the Registrant.

The Subject Properties consist of the following: (a) a parcel of land, with improvements thereon, located in Makati City, Metro Manila, with an area of One Thousand Two Hundred square meters (1,200 sq.m.), more or less, covered by TCT No. 206431 issued by the Register of Deeds for Makati City; (b) a parcel of land, with improvements thereon, located in Makati City, Metro Manila with an area of One Thousand Two Hundred square meters (1,200 sq.m.), more or less, covered by TCT No. 206432 issued by the Register of Deeds for Makati City.

Pursuant to such authority, on 01 April 2008, the Registrant entered into a Contract to Sell and Buy of even date with Alphaland Corporation ("Alphaland") for the current fair market value of the Subject Properties.

In the Contract, the Registrant agreed to sell, transfer and convey all of its rights, title and interests in and to the Subject Properties to Alphaland, and Alphaland agreed to purchase, acquire and accept the same from the Registrant, for and in consideration of the total amount of Eight Hundred Twenty Million Pesos (P820,000,000.00), inclusive of value-added tax, to be remitted in the following manner:

1. Subject to the delivery of various documents, a downpayment in the total amount of One Hundred Million Pesos (P100,000,000.00) to be paid and remitted by Alphaland to the Registrant simultaneously with the execution of the Contract; and
2. Subject to the delivery of various documents, the balance in the total amount of Seven Hundred Twenty Million Pesos (P720,000,000.00), less the amount of creditable withholding tax, shall be paid and remitted by Alphaland to the Registrant on the date falling on the sixtieth (60th) day from the date of the Contract, or on 31 May 2008.

Alphaland is a corporation duly organized and existing under and by virtue of the laws of the Republic of the Philippines, with principal office address at the Alphaland Southgate Tower, 2258 Chino Roces Avenue corner EDSA, Makati City, and represented in the foregoing transaction by its President, Mario A. Oreta.

The Registrant is unaware of any material relationship between the Alphaland and the Registrant or any of the latter's affiliates, director or officer, or any associate of any such director or officer.

Voting Procedures

1. Vote Required for Approval or Election

A majority of the subscribed capital present in person or represented by proxy, shall be sufficient at a stockholders meeting to constitute a quorum for the election of directors and for the transaction of any business whatsoever, except in those cases in which the Corporation Code requires the affirmative vote of a greater portion.

2. Method by which the Votes will be Counted

At each meeting of the stockholders, every stockholder shall be entitled to vote in person or by proxy, for each share of stock held by him which has voting power upon the matter in question.

The votes for the election of directors, and, except upon demand by any stockholder, the votes upon any question before the meeting except for the procedural questions determined by the Chairman of the meeting, shall be by viva voce or show of hands.

The directors of the Registrant shall be elected by plurality vote at the annual meeting of the stockholders for that year at which a quorum is present. At each election for directors, every stockholder shall have the right to vote, in person or by proxy, the number of shares owned by him for as many persons as there are directors to be elected, or to cumulate his votes by giving one candidate as many votes as the number of such directors multiplied by the number of his share shall equal, or by distributing such votes at the same principle among any number of candidates.

If the number of nominees is nine (9) or less, a motion shall be presented to the body that all votes be cast in favor of all nominees. However, if the minority stockholders nominate a candidate or if there are more than nine (9) nominees, the votes shall be cast. The results shall be counted/validated by the Corporate Secretary.

OTHER MATTERS

A. The Minutes of the Annual Stockholders' Meeting held on 22 June 2017 will be submitted for the approval of the security holders. The minutes reflect the approval by the stockholders of the following matters:

1. Elected the following as members of the Board of Directors of the Corporation for the year 2017-2018:

VICENTE R. SANTOS
EXEQUIEL D. ROBLES
ANTONIO D. ROBLES
AURORA D. ROBLES
MARIZA SANTOS-TAN
ORESTES R. SANTOS
SANTIAGO CUA
JOSE FERDINAND R. GUIANG
OSMUNDO C. DE GUZMAN, JR.


2. Messrs. Osmundo C. De Guzman, Jr. and Jose Ferdinand R. Guiang were elected as independent directors of the Corporation for the year 2017-2018, pursuant to Rule 38 of the Securities Regulation Code.
3. Appointed Sycip Gorres & Velayo [SGV & Co.] as the Corporation's external auditor for fiscal year 2017-2018.
4. Ratified all acts and resolutions of the Board of Directors and Management for the period from 17 June 2016 to 21 June 2017.

SIGNATURE PAGE

After reasonable inquiry and to the best of my knowledge and belief, I certify that the information set forth in this report is true, complete and correct. This report is signed in the City of Taguig on 24 May 2018.

STA. LUCIA LAND, INC.
Registrant


By:


PATRICIA A. O. BUNYE
Corporate Secretary

CERTIFICATION

I, **VICENTE R. SANTOS**, Filipino, of legal, and a resident of Evangelista Street, Barangay Santolan, Pasig City after having been duly sworn to in accordance with law, do hereby declare that:

1. I am a Director and the Chairman of **STA. LUCIA LAND, INC.** (the "Corporation").
2. I am not employed by nor work in the Philippine government.
3. I shall inform the Corporate Secretary of the Corporation of any change in the abovementioned information within five (5) days from its occurrence.


Done this 23 MAY 2018 May 2018 in MANDALUYONG CITY 

VICENTE R. SANTOS
Affiant

23 MAY 2018

SUBSCRIBED AND SWORN to before me this ___ day of May 2018, affiant presenting competent evidence of his identity, _____, bearing his photograph and signature, _____ issued by _____ and valid until _____.

Doc. No. 1463 ;
Page No. 04 ;
Book No. IV ;
Series of 2018.


GERRY D. DELA CRUZ
Notary Public for Mandaluyong City
Until 31 December 2019
Appointment No. 1457-18
Roll Number 47018
I.D.P. No. 018820/12.14.17/MSM
PTR No. 3371801/01.08.18/Mandaluyong
MCLE Compliance No. V-009664/08.13.15
G/F State Center II Bldg.
Ortigas Avenue, Mandaluyong City

CERTIFICATION

I, **EXEQUIEL D. ROBLES**, Filipino, of legal age, and a resident of F. Pasco Avenue, Dumandan Compound, Santolan, Pasig City after having been duly sworn to in accordance with law, do hereby declare that:

1. I am a Director and the President of **STA. LUCIA LAND, INC.** (the "Corporation").
2. I am not employed by nor work in the Philippine government.
3. I shall inform the Corporate Secretary of the Corporation of any change in the abovementioned information within five (5) days from its occurrence.


Done this 23 May 2018 in MANDALUYONG CITY


EXEQUIEL D. ROBLES
Affiant

23 MAY 2018

SUBSCRIBED AND SWORN to before me this ___ day of May 2018 in _____, affiant presenting competent evidence of his identity, _____, bearing his photograph and signature, issued by _____ and valid until _____.

Doc. No. 461 ;
Page No. 94 ;
Book No. IV ;
Series of 2018.


JERRY B. DELA CRUZ
Notary Public for Mandaluyong City
Until 31 December 2019
Appointment No. 0157-18
Roll Number 47-03
I.P. No. 015820/12.11-17/RSM
PTR No. 3351801/01.08.18 Mandaluyong
MCLE Compliance No. V-300966/08.13.15
C/F State Center II Bldg.
Ortigas Avenue, Mandaluyong City

CERTIFICATION

I, **MARIZA R. SANTOS-TAN**, Filipino, of legal, and with address at G/F State Center II, Ortigas Avenue, Mandaluyong City, after having been duly sworn to in accordance with law, do hereby declare that:

1. I am a Director and the Treasurer of **STA. LUCIA LAND, INC.** (the "Corporation").
2. I am not employed by nor work in the Philippine government.
3. I shall inform the Corporate Secretary of the Corporation of any change in the abovementioned information within five (5) days from its occurrence.

Done this 24 MAY 2018 May 2018 in MANDALUYONG CITY




MARIZA R. SANTOS-TAN
Affiant

24 MAY 2018

SUBSCRIBED AND SWORN to before me this ___ day of May 2018 in _____, affiant presenting competent evidence of her identity, _____, bearing her photograph and signature, issued by _____ and valid until _____.

Doc. No. 480 ;
Page No. 97 ;
Book No. IV ;
Series of 2018.


JERRY B. DELA CRUZ
Notary Public for Mandaluyong City
Until 31 December 2019
Appointment No. 0257-18
Roll Number 47018
IBP No. 019820/12.14.17/RSM
PTR No. 3391801/01.08.18/Mandaluyong
MCLE Compliance No. V-0009664/08.13.15
G/F State Center II Bldg.
Ortigas Avenue, Mandaluyong City

CERTIFICATION


I, **AURORA D. ROBLES**, Filipino, of legal, and a resident of The Alexandra Condominiums, Meralco Avenue, Pasig City, after having been duly sworn to in accordance with law, do hereby declare that:

1. I am a Director and the Assistant Treasurer of **STA. LUCIA LAND, INC.** (the "Corporation").
2. I am not employed by nor work in the Philippine government.
3. I shall inform the Corporate Secretary of the Corporation of any change in the abovementioned information within five (5) days from its occurrence.

Done this 24 MAY 2018 May 2018 in TAGUIG CITY.


AURORA D. ROBLES
Affiant

24 MAY 2018
SUBSCRIBED AND SWORN to before me this ___ day of May 2018 in TAGUIG CITY, affiant presenting competent evidence of her identity, Passport ID No. P 248852A A, bearing her photograph and signature, issued by DFA and valid until 11 May 2022.


CARLO B. VALERIO
Notary Public

Taguig City, Appointment No. 100 (2017-2018)
Until December 31, 2018, Roll No. 63166
IBP No. 022652, 01/03/18, Bulacan
PTR No. A-33694855, 01/03/18, Taguig City
MCLE Compliance No. V-0017940, 04/12/16
10th Floor, One Orion, 11th Avenue corner
University Parkway, Bonifacio Global City
Taguig City, Metro Manila, Philippines

Doc. No. 428 ;
Page No. 87 ;
Book No. III ;
Series of 2018.



CERTIFICATION

I, **ORESTES R. SANTOS**, Filipino, of legal, and a resident of Odyssey Street, Acropolis, Quezon City, after having been duly sworn to in accordance with law, do hereby declare that:

1. I am a Director of **STA. LUCIA LAND, INC.** (the "Corporation").
2. I am not employed by nor work in the Philippine government.
3. I shall inform the Corporate Secretary of the Corporation of any change in the abovementioned information within five (5) days from its occurrence.

Done this 23 MAY 2018 May 2018 in MANDALUYONG CITY


ORESTES R. SANTOS
Affiant

23 MAY 2018
SUBSCRIBED AND SWORN to before me this ___ day of May 2018 in _____, affiant presenting competent evidence of his identity, _____, bearing his photograph and signature, issued by _____ and valid until _____.

Doc. No. 462 ;
Page No. 04 ;
Book No. IV ;
Series of 2018.

JERRY E. DELA CRUZ
Notary Public for Mandaluyong City,
Until 31 December 2018
Ap. Jointment No. C-257-18
Roll Number 47018
IBP No. 01820/12.14.17/RSM
PTR No. 239801/01.08.18/Mandaluyong
MCLE Compliance No. V-0009664/08.13.15
G/F State Center II Bldg.
Ortega Avenue, Mandaluyong City

CERTIFICATION

I, **SANTIAGO CUA**, Filipino, of legal, and a resident of 36 Roosevelt Street, San Juan, Metro Manila, after having been duly sworn to in accordance with law, do hereby declare that:

1. I am a Director of **STA. LUCIA LAND, INC.** (the "Corporation").
2. I am not employed by nor work in the Philippine government.
3. I shall inform the Corporate Secretary of the Corporation of any change in the abovementioned information within five (5) days from its occurrence.


Done this _____ May 2018 in _____.


SANTIAGO CUA
Affiant

MANDALUYONG CITY

SUBSCRIBED AND SWORN to before me this 23 **MAY 2018** day of May 2018 in _____, affiant presenting competent evidence of his identity, _____, bearing his photograph and signature, issued by _____ and valid until _____.

Doc. No. 458 ;
Page No. 93 ;
Book No. 10 ;
Series of 2018.


JERRY B. DE LA CRUZ
Notary Public for Mandaluyong City
Until 31 December 2019
Appointment No. 0157-18
Roll Number 47018
ISP No. 018820/12.14.17/RSM
PTR No. 3391801/01.08.18/Mandaluyong
MCLE Compliance No. V-0009664/08.13.15
G/F State Center II Bldg.
Ortigas Avenue, Mandaluyong City

CERTIFICATION

I, **OSMUNDO C. DE GUZMAN, JR.**, Filipino, of legal, and a resident of 43 Walnut Street, New Marikina Subdivision, San Roque, Marikina City, after having been duly sworn to in accordance with law, do hereby declare that:


1. I am an Independent Director of **STA. LUCIA LAND, INC.** (the "Corporation").
2. I am not employed by nor work in the Philippine government.
3. I shall inform the Corporate Secretary of the Corporation of any change in the abovementioned information within five (5) days from its occurrence.

Done this 23 MAY 2018 May 2018 in MANDALUYONG CITY


OSMUNDO C. DE GUZMAN, JR.
Affiant

23 MAY 2018
SUBSCRIBED AND SWORN to before me this ___ day of May 2018 in _____, affiant presenting competent evidence of his identity, _____, bearing his photograph and signature, issued by _____ and valid until _____.

Doc. No. 466 ;
Page No. 95 ;
Book No. IV ;
Series of 2018.


JERRY B. DELA CRUZ
Notary Public for Mandaluyong City
Until 31 December 2018
Appointment No. 057-18
Roll Number 47018
IBP No. 01820/12.14.17/RSM
R.T. No. 3391801/01.08.18/Mandaluyong
MCLE Compliance No. V-C-09664/08.13.15
G/F State Center II Bldg.
Ortigas Avenue, Mandaluyong City

CERTIFICATION OF INDEPENDENT DIRECTORS

I, **OSMUNDO C. DE GUZMAN, JR.**, Filipino, of legal age, and a resident of Walnut cor. Redwood Street, New Marikina Subdivision, San Roque, Marikina City, after having been duly sworn to accordance with law, do hereby declare that:

1. I am a nominee for Independent Director of **STA LUCIA LAND, INC.** and have been its independent director since the year 2012.

2. I am affiliated with the following companies or organizations:

Company / Organization	Position / Relationship	Period of Service
Sunflower Circle Corporation	Treasurer	2016 to present

3. I possess all the qualifications and none of the disqualifications to serve as an Independent Director of **STA LUCIA LAND, INC.**, as provided in Section 38 of the Securities Regulation Code and its Implementing Rules and Regulations.

4. I am related to the following director/officer/substantial shareholder of **STA LUCIA LAND, INC.** other than the relationship provided under Rule 38.2.3. of the Securities Regulation Code.

Name Of Director/Officer/Substantial Shareholder	Company	Nature Of Relationship
N/A		

5. To the best of my knowledge, I am not the subject of any pending criminal or administrative investigation or proceeding.

6. I am not employed by nor work in the Philippine government.

7. I shall faithfully and diligently comply with my duties and responsibilities as Independent Director under the Securities Regulation Code and its Implementing Rules and Regulations, Code of Corporate Governance and other SEC issuances.

8. I shall inform the Corporate Secretary of **STA LUCIA LAND, INC.** of any changes in the abovementioned information within five days from its occurrence.

Done this 23 **MAY 2018** May 2018 in MANDALUYONG CITY


OSMUNDO C. DE GUZMAN, JR.
 Affiant

23 MAY 2018

SUBSCRIBED AND SWORN to before me this ___ day of May 2018 in _____, affiant presenting competent evidence of his identity, _____, bearing his photograph and signature, issued by _____ and valid until _____.

Doc. No. 447 ;
Page No. 95 ;
Book No. IV ;
Series of 2018.

JERRY B. DELA CRUZ
Notary Public for Mandaluyong City
Until 31 December 2019
Appointment No. 4257-18
Roll Number 41018
IBP No. 018820/12.14.17/RSM
PTR No. 3391801/01.08.19/Mandaluyong
MCLE Compliance No. V-0009664/08.13.15
G/F State Center II Bldg.
Ortigas Avenue, Mandaluyong City



CERTIFICATION

I, **JOSE FERDINAND R. GUIANG**, Filipino, of legal, and a resident of Unit 4 Cornhill Villas, Kaimito Avenue, Town & Country Executive Village, Antipolo, after having been duly sworn to in accordance with law, do hereby declare that:

1. I am an Independent Director of **STA. LUCIA LAND, INC.** (the "Corporation").
2. I am not employed by nor work in the Philippine government.
3. I shall inform the Corporate Secretary of the Corporation of any change in the abovementioned information within five (5) days from its occurrence.


Done this 23 MAY 2018 May 2018 in MANDALUYONG CITY


JOSE FERDINAND R. GUIANG
Affiant

23 MAY 2018

SUBSCRIBED AND SWORN to before me this ___ day of May 2018 in _____, affiant presenting competent evidence of his identity, _____, bearing his photograph and signature, issued by _____ and valid until _____.

Doc. No. 464 ;
Page No. 24 ;
Book No. IV ;
Series of 2018.


JERRY D. DELA CRUZ
Notary Public for Mandaluyong City
Until 31 December 2019
Appointment No. 09-187-18
Roll Number 67018
IBP No. 018820121411/RSM
PTR No. 3391801/01.08.18/Mandaluyong
MCLE Compliance No. V-03-09604/08.13.15
C/F State Center II Bldg.
Ortigas Avenue, Mandaluyong City

CERTIFICATION OF INDEPENDENT DIRECTORS

I, **JOSE FERDINAND R. GUIANG**, Filipino, of legal age, and a resident of Unit 4 Cornhill Villas, Kaimito Ave., Town & Country Executive Village, Antipolo City, after having been duly sworn to accordance with law, do hereby declare that:

1. I am a nominee for Independent Director of **STA LUCIA LAND, INC.** and have been its independent director since 2012.

2. I am affiliated with the following companies or organizations:

Company / Organization	Position / Relationship	Period of Service
Pharmazel Incorporated	President	1993 up to present
Filipino Drug Association	Member	2001 up to present
Elin Pharmaceuticals, Inc.	Area Sales Supervisor	1987 to 1992

3. I possess all the qualifications and none of the disqualifications to serve as an Independent Director of **STA LUCIA LAND, INC.**, as provided in Section 38 of the Securities Regulation Code and its Implementing Rules and Regulations.

4. I am related to the following director/officer/substantial shareholder of **STA LUCIA LAND, INC.** other than the relationship provided under Rule 38.2.3. of the Securities Regulation Code.

Name Of Director/Officer/Substantial Shareholder	Company	Nature Of Relationship
N/A		

5. To the best of my knowledge, I am not the subject of any pending criminal or administrative investigation or proceeding.

6. I am not employed by nor work in the Philippine government.

7. I shall faithfully and diligently comply with my duties and responsibilities as Independent Director under the Securities Regulation Code and its Implementing Rules and Regulations, Code of Corporate Governance and other SEC issuances.

8. I shall inform the Corporate Secretary of **STA LUCIA LAND, INC.** of any changes in the abovementioned information within five days from its occurrence.

Done this 23 MAY 2018 May 2018 in MANDALUYONG CITY


JOSE FERDINAND R. GUIANG
 Affiant

23 MAY 2018

SUBSCRIBED AND SWORN to before me this _____ day of May 2018 in _____, affiant presenting competent evidence of his identity, _____, bearing his photograph and signature, issued by _____ and valid until _____.

Doc. No. 462 ;
Page No. 04 ;
Book No. IV ;
Series of 2018.

JERRY B. DELA CRUZ
Notary Public for Mandaluyong City
Until 31 December 2019
Appointment No. 0257-18
Roll Number 47018
IBP No. 018820/12.14..7/RSM
PTR No. 3391801/01.08.18// Mandaluyong
MCLE Compliance No. V-0009664/08.13.15
G/F State Center II Bldg.
Ortigas Avenue, Mandaluyong City

CERTIFICATION

I, **DAVID M. DE LA CRUZ**, Filipino, of legal, and a resident of #31 La Naval Street, Remmanville Subdivision, Better Living, Parañaque City, after having been duly sworn to in accordance with law, do hereby declare that:

1. I am the Executive Vice President of **STA. LUCIA LAND, INC.** (the "Corporation").
2. I am not employed by nor work in the Philippine government.
3. I shall inform the Corporate Secretary of the Corporation of any change in the abovementioned information within five (5) days from its occurrence.


Done this 23 MAY 2018 May 2018 in MANDALUYONG CITY


DAVID M. DE LA CRUZ
Affiant

23 MAY 2018

SUBSCRIBED AND SWORN to before me this ___ day of May 2018 in _____, affiant presenting competent evidence of his identity, _____, bearing his photograph and signature, issued by _____ and valid until _____.

Doc. No. 459 ;
Page No. 93 ;
Book No. 10 ;
Series of 2018.


JERRY B. DELA CRUZ
Notary Public for Mandaluyong City
Until 31 December 2019
Appointment No. 0157-18
Roll Number 47048
I.D. No. 018204214 01RSM
DTR No. 331920101 08.18. Mandaluyong
MCLE Compliance No. 01-2009664/OS.13.15
C. F. Street, District II, Bldg. _____
Ortigas Avenue, Mandaluyong City

CERTIFICATION


I, **PATRICIA A. O. BUNYE**, Filipino, of legal, with office address at the 9th, 10th, 11th and 12th Floors, One Orion, 11th Avenue corner University Parkway, Bonifacio Global City, Taguig City, Metro Manila, after having been duly sworn to in accordance with law, do hereby declare that:

1. I am the Corporate Secretary of **STA. LUCIA LAND, INC.** (the "Corporation").

2. I am not employed by nor work in the Philippine government.

3. I shall inform the Securities and Exchange Commission of any change in the abovementioned information within five (5) days from its occurrence.

Done this 23 MAY 2018 May 2018 in Taguig City.



PATRICIA A. O. BUNYE
Affiant

23 MAY 2018

SUBSCRIBED AND SWORN TO before me this ___ May 2018, in Taguig City, with affiant exhibiting to me her Passport No. P1573203A bearing her photograph and signature issued by the Department of Foreign Affairs Manila, and valid until 10 January 2022.

Doc. No. 62 ;
Page No. 14 ;
Book No. III ;
Series of 2018.




REGINO ANDREI P. ALCANTARA
Notary Public
Taguig City, Appointment No. 99 (2017-2018)
Until December 31, 2018, Roll No. 64143
IBP No. 022654, 01/03/18, Butacan
PTR. No. A-3694857, 01/03/18, Taguig City
MCLE Compliance No. V-0017179, 03/28/18
12th Floor, One Orion, 11th Avenue corner
University Parkway Bonifacio Global City
Taguig City, Metro Manila, Philippines

CERTIFICATION

I, **PANCHO G. UMALI**, Filipino, of legal, with office address at the 9th, 10th, 11th and 12th Floors, One Orion, 11th Avenue corner University Parkway, Bonifacio Global City, Taguig City, Metro Manila, after having been duly sworn to in accordance with law, do hereby declare that:

1. I am the Assistant Corporate Secretary of **STA. LUCIA LAND, INC.** (the "Corporation").

2. I am not employed by nor work in the Philippine government.

3. I shall inform the Corporate Secretary of the Corporation of any change in the abovementioned information within five (5) days from its occurrence.

23 MAY 2018


Done this ___ May 2018 in Taguig City.


PANCHO G. UMALI
Affiant

23 MAY 2018
SUBSCRIBED AND SWORN TO before me this ___ May 2018, in Taguig City, with affiant exhibiting to me his Philippine Passport No. EB9981740 bearing his photograph and signature issued by the Department of Foreign Affairs Manila, and valid until 12 January 2019.

Doc. No. 402 ;
Page No. 84 ;
Book No. II ;
Series of 2018.




CARLO B. VALERIO
Notary Public

Taguig City, Appointment No. 100 (2017-2018)
Until December 31, 2018, Roll No. 63166
IBP No. 022652, 01/03/18, Bulacan
PTR No. A-33894855, 01/03/18, Taguig City
MCLE Compliance No. V-0017940, 04/12/16
10th Floor, One Orion, 11th Avenue corner
University Parkway, Bonifacio Global City
Taguig City, Metro Manila, Philippines

CERTIFICATION

I, **CRYSTAL I. PRADO**, Filipino, of legal, and a resident of N409 Phase 4, El Pueblo One Condominium, King Christian Street, Kingspoint Subdivision, Novaliches, Quezon City, after having been duly sworn to in accordance with law, do hereby declare that:


1. I am the Assistant Corporate Secretary of **STA. LUCIA LAND, INC.** (the "Corporation").
2. I am not employed by nor work in the Philippine government.
3. I shall inform the Corporate Secretary of the Corporation of any change in the abovementioned information within five (5) days from its occurrence.

Done this 23 MAY 2018 in MANDALUYONG CITY


CRYSTAL I. PRADO
Affiant

23 MAY 2018
SUBSCRIBED AND SWORN to before me this 23 day of May 2018 in _____, affiant presenting competent evidence of her identity, _____, bearing her photograph and signature, issued by _____ and valid until _____.

Doc. No. 460 ;
Page No. 93 ;
Book No. 10 ;
Series of 2018.


JERRY D. DELA CRUZ
Notary Public for Mandaluyong City
Until 31 December 2019
Appointment No. 0157-18
Roll Number 47148
IIP No. 01820/12.14.17/RSM
PTR No. 3391801/01.08.18/Mandaluyong
MCLE Compliance No. V-000966-4/08.13.15
G/F State Center II Bldg.
Ortigas Avenue, Mandaluyong City

PART II - MANAGEMENT REPORT

I. CONSOLIDATED FINANCIAL STATEMENTS

Please refer to the attached Consolidated Audited Financial Statements of the Registrant and its Subsidiaries for the year ended 31 December 2017, which were submitted to the Securities and Exchange Commission (“SEC”) (Annex “B” hereof).

II. CHANGES IN, AND DISAGREEMENTS WITH, ACCOUNTANTS ON ACCOUNTING AND FINANCIAL DISCLOSURE

On 22 June 2017, at the Annual Stockholders’ Meeting of the Registrant, its stockholders agreed to retain Sycip Gorres Velayo & Company (“SGV & Co.”) as the external auditor of the Registrant for the year 2017-2018. Mr. Michael C. Sabado of SGV & Co. is in his first year of service as external auditor, in replacement of Ms. Cyril Jasmin B. Valencia. There are no disagreements with SGV & Co. on any matter of accounting and financial disclosure.

(a) Audit and Audit-Related Fees

P1,558,480 for 2017* P1,638,560 for 2016*, and P1,489,600 for 2015*.

*Relates only to audit fees; no other assurance and related services.

The fees hereunder only refer to the fees for the audit of the Registrant’s annual financial statements or services that are normally provided by the external auditor in connection with the statutory and regulatory filings or engagements for those fiscal years. The external auditor of the Registrant does not render other assurance and related services.

(b) Tax Fees

Not applicable

(c) All Other Fees

Not applicable

(d) Approval Policies and Procedure of the Audit Committee

The Registrant’s Audit Committee has the ultimate authority and responsibility to evaluate and, where applicable, recommend the replacement of the Registrant’s independent auditors. Annually, the Audit Committee reviews and recommends to the Board of Directors the selection of the Registrant’s independent auditors, subject to the approval of the shareholders.

III. MANAGEMENT DISCUSSION AND ANALYSIS OF FINANCIAL CONDITION AND RESULTS OF OPERATIONS

COMPARISON: YEAR END 2017 VS. YEAR END 2016

RESULTS OF OPERATIONS

Overview of Operations

A growth in net income after tax by 12% compared to previous year represents continuing growth and excellence in Group's commitment to provide quality real estate developments. Net income after tax increased to P818 million in 2017 from P730 million in 2016. Gross revenue amounting to P3,689 million or 12% increase as compared to P3,293 million from 2016 is mainly attributable to two main revenue streams of the Group; real estate sales and rental revenues. The Group sustained its growth on real estate sales, P219 million increase from P1,890 million in 2016, due to extensive strategies in marketing, developments and project completion. The increase in number of mall tenants and minimal escalation rate to existing tenants resulted to an increase in rental income to P1,026 million in 2017 from P852 million in 2016.

The Group has become cost efficient by reducing avoidable costs which resulted to higher returns. Due to this, costs of deriving revenues decreased to P1,446 million in 2017 from P1,544 million in 2016.

Revenue

Due to extensive strategies in marketing, developments and project completion, real estate revenues generated P2,108 million in 2017, 12% higher than the previous year. Increase in rental income by 20% is mainly attributable to increase in number of mall tenants and minimal escalation rate to existing tenants. Interest income amounting to P160 million during the year was generated from installment receivables since more buyers are opting for longer payment schemes. Construction income decreased to P1,612 million in 2017 compared to P25,591 million in 2016 due to higher volume of construction activity in the previous year.

Cost and Expense

With the efficiency in cost management which resulted to higher returns, costs of deriving revenue from real estate sales and rental revenue decrease to P1,445 million in 2017 from P1,528 million in 2016 or 5% lower than last year. Cost of construction also decreased to P1 million in 2017 from P16 million due to higher volume of construction activity in the previous year.

Net Income

The net income after tax increased to P818 million in 2017 from P730 million in 2016 resulting to 12% growth. The increase was primarily due to increase in real estate sales.

PROJECT AND CAPITAL EXPENDITURES

As the Group envisions to become the country's leading Real Estate Company not in sheer size but in ways more meaningful quality projects, quality business plans, grow, returns and innovation, the Group spent P6,006 million for project and capital expenditures. The

amount is accounted for the continuous development of the Registrant's existing residential and commercial projects and finance newly developed projects. P2,877 million of the said amount was used in procuring raw lands for new residential and condominium project developments and 1,018 represents advances made to contractors.

FINANCIAL CONDITION

Assets

The Group's total assets increase to P29,807 million in 2017 from P24,125 in 2016. The 24% increase is due to significant amount project and capital expenditures spent in 2017 which is P2,068 million higher than the previous year. Other factors are increase in trade receivables due to increase in real estate sales, and increase in fair market value of investment in form of stocks.

Liabilities

Total liabilities reported to be P15,497 million in 2017 compared to P10,659 million in 2016. This is attributable to short term and long term loans drawn during 2017 and still unpaid as of December of the same year. Increase in customer's deposit due to more projects developed that are offered for sale during the year also contributed to the 45% increase in total liabilities.

Equity

Total stockholders' equity increased by P844 million in 2017 due to the net income generated during the year amounting to P818 million. Also contributing to the increase is the change in fair value of investments in form of stocks amounting to P26 million.

Key Performance Indicators

	31-Dec-17	31-Dec-16
Current Ratio	2.28	2.77
Debt to Equity	.73	0.47
Interest Coverage Ratio	231.94%	286.43%
Return on Asset	3.03%	3.03%
Return on Equity	5.71%	5.42%

*Notes to Key Performance Indicators:

1. Current Ratio = current assets (*cash, receivables, inventories, due from affiliates, prepaid commissions, and other current asset*) over current liabilities (*accounts payable, customer deposit, current portion of bank loans, income tax payable, and deferred tax liabilities*).
2. Debt to Equity = Total debt over shareholder's equity.
3. Interest Coverage Ratio = Earnings before tax over Interest expense.
4. Return on Asset = Net Income over Total Assets.
5. Return on Equity = Net Income over shareholder's equity.

There are no events that will trigger any direct or contingent financial obligation that is material to the Registrant, including any default or acceleration of an obligation. No material off-balance sheet transactions, arrangements, obligations (including contingent

obligations), and other relationships between the Registrant and unconsolidated entities were created during 2017.

Material Changes in the Balance Sheet (+/- 5%) as of 31 December 2017 versus the Balance Sheet as of 31 December 2016

346% increase in cash

Despite substantial amount spent in capital expenditures that are used in continuous development of existing projects and acquisition of various raw lands for future expansions, cash increased due to higher sales and increase in short term and long term debt availed during the year.

7% increase in receivables

Due to remarkable sales growth and more projects that have been developed and offered for sale in the market.

34% increase in real estate inventories

The increase was primarily due to significant capital expenditures for continuous development of the Registrant's existing residential and commercial projects and to finance newly developed projects and raw land acquisitions.

14% increase in other current assets

To sustain the growth in development of projects and aggressive marketing activities, the Group made advances to contractors and marketing arms, respectively, which caused the increase in prepayments.

61% increase in noncurrent receivables

Due to a number of buyers choosing to settle under a longer payment schemes.

12% decrease in property and equipment

The decrease is due to depreciation of assets.

43% increase in other noncurrent assets

Primarily due to significant security deposits made for 2017.

7% increase in accounts payable

Mainly attributable to unceasing development of designed projects and procurement of various to be used for future projects under installment scheme.

129% increase in short-term debt

Due to additional loans obtained by the Group to finance aggressive development operations and activities.

35% increase in customer's deposits

Due to new projects developed and extensive marketing strategies, there is increase in reservation fees and collections of downpayments.

41% decrease in income tax payable

Mainly attributable to timing differences of revenue recognition of real estate transactions and others for tax purposes versus accounting purposes.

28% increase in long term debts

To finance the Group's continuous development of the existing residential and commercial projects, newly developed projects and raw land acquisitions.

34% increase in deferred tax liabilities-net

Mainly attributable to timing differences of revenue recognition of real estate transactions and others for tax purposes versus accounting purposes.

41% decrease in pension liabilities

Due to the changes in estimates for retirement liability as valued by the independent actuary.

31% increase in retained earnings

Attributed to the net income reported in the 2017.

6% decrease in unrealized gain on fair value of available-for-sale financial assets

Due to the movement of market prices of investment securities in Phil Racing Inc. and Manila Jockey Club Inc.

Material Changes in the Income Statement (+/- 5%) for the year ended December 31, 2017 versus the Income Statement for the year ended December 31, 2016

12% increase in real estate sales

Driven by the extensive marketing strategies and project development, real estate sales are notably increasing. Since more projects are developed as result of more land acquisitions and joint venture being dealt with, more lots and units are offered for sale during the year.

20% increase in rental income

Mainly due to increase in number of mall tenants and minimal escalation rate to existing tenants resulted to higher rental income.

15% increase in interest income

Due to the interests earned from installment receivables since more buyers are opting for longer payment schemes.

94% decrease in construction income

Due to lower volume construction activities during the year.

6% increase in cost and expenses

Due to efficiency in cost management of the Group.

13% decrease in commissions

Due to some varying rates of commission fees paid to marketing arms.

15% increase in salaries, wages and other benefits

Due to increase in labor force of the Group.

68% increase in interest expense

Due to the increase in short term and long term debt during the year.

11% increase in advertising

Mainly attributable to increase volume of advertising and promotions made by the Group in 2017 as compared to 2016 as part of marketing strategy to promote sales.

51% increase in professional fees

Due to significant professional services paid for the actuarial valuation of retirement liability and valuation of Group's assets.

60% increase in utilities

Mainly due to whole year recognition of utility expenses comprised mostly of security, light, water and communication expenses.

44% decrease in repairs and maintenance

Due to minimal repairs and maintenance during the year for the completed projects not yet turned over to home owners association.

74% increase in representation

Primarily due to increase in volume of transactions made by the Group.

12% decrease in provision for doubtful accounts

Collection over the past few years are noticeably improving thus causing reducing the management's estimate for doubtful accounts.

18% increase in miscellaneous expense

Due to surcharges and penalties, insurance, legal, office supplies, software maintenance and transportation expenses incurred by the Group.

209% increase in provision for income tax

Due to higher income earned during the year.

COMPARISON: YEAR END 2016 VS. YEAR END 2015

RESULTS OF OPERATIONS

Overview of Operations

Net income after tax in 2016 posted an increase of P54 million from P676 million in 2015 to P730 million in 2016 reporting an 8% increase. Gross revenues reported at P3,293 million compared to P3,104 million of last year, 6% higher than last year. Posting an increase amounting to P209 million in real estate revenues, the Group sustained its growth on real estate sales due to extensive strategies in marketing, developments and financing provided in the form of bonds. Revenues arising from rentals decreased from P983 million in 2015 to P852 million in 2016. This was due to change in accounting of income from mall tenants from accrual to cash basis.

Cost and expenses increased to P1,544 million from P1,401 million this year while administrative and selling costs increased by 6%.

Revenue

Real estate revenues generated P1,890 million in 2016, 12% higher than 2015. This is due to extensive strategies in marketing, developments, project completion and financing provided in the form of bonds. Rental income decreased by 13% due to change in accounting of income from mall tenants from accrual to cash basis. Commission income during the year was generated by the Group's marketing unit Santalucia Ventures, Inc.

Other income posted an increase of P75 million due to increase in recognized income related to surcharges, penalties and other income.

Cost and Expense

Cost of real estate sales and cost of rental income, posted an increase of 10%, from P1,395 million of 2015 to P1,528 million in 2016. The increase is directly attributable to the increase in increase in real estate revenues due to strong performance of SLI's property segment. Administrative and selling expenses increased by 51% primarily due to significant increase in interest expenses related to bonds.

Net Income

The net income increased by 8% from P676 million in 2015 to P730 million in 2016. The increase was primarily due to increase in real estate sales and effective tax management.

PROJECT AND CAPITAL EXPENDITURES

In 2016, the Group spent P3,938 million for project and capital expenditures. The amount is accounted for the continuous development of the Registrant's existing residential and commercial projects. P1,464 million of the said amount is attributable for acquisition of raw lands for new residential and condominium project developments. Capital expenditures were significantly financed by the bonds publicly issued in December of 2015.

FINANCIAL CONDITION

Assets

Generating an increase of 13%, the Group reported an increase in total assets of P2,755 million. The increase is due to significant amount capital expenditures spent in 2016 under installment, increase in trade receivables due to increase in real estate sales, and increase in fair market value of investment in form of stocks.

Liabilities

Total liabilities generated an increase from P8,671 million to P10,659 million. The 23% reported increase was due to new short term loans drawn during 2016 and still unpaid as of December of the same year. Additionally, continuous development of existing projects and acquisition of various raw lands for future expansions and developments under installment scheme significantly contributed in the increase in the total liabilities.

Equity

Total stockholders' equity increased by P766 million in 2016. The increase was due to the net income generated during the same year amounting to P730 million. Also contributing to the increase is the change in fair value of investments in form of stocks and actuarial gain/loss related to pension liabilities amounting to P36 million.

Key Performance Indicators

	31-Dec-16	31-Dec-15
Current Ratio	2.77	4.68
Debt to Equity	.47	0.44
Interest Coverage Ratio	286.43%	725.45%
Return on Asset	3.03%	3.16%
Return on Equity	5.42%	5.32%

*Notes to Key Performance Indicators:

1. Current Ratio = current assets (*cash, receivables, inventories, due from affiliates, prepaid commissions, and other current asset*) over current liabilities (*accounts payable, customer deposit, current portion of bank loans, income tax payable, and deferred tax liabilities*).
2. Debt to Equity = Total debt over shareholder's equity.
3. Interest Coverage Ratio = Earnings before tax over Interest expense.
4. Return on Asset = Net Income over Total Assets.
5. Return on Equity = Net Income over shareholder's equity.

There are no events that will trigger any direct or contingent financial obligation that is material to the Registrant, including any default or acceleration of an obligation.

No material off-balance sheet transactions, arrangements, obligations (including contingent obligations), and other relationships between the Registrant and unconsolidated entities were created during 2015.

Material Changes in the Balance Sheet (+/- 5%) as of 31 December 2016 versus the Balance Sheet as of 31 December 2015

94% decrease in cash

This is mainly due to significant capital expenditures during 2016. Said capital expenditures in attributable to the continuous development of existing projects and acquisition of various raw lands for future expansions.

11% increase in receivables

The boost in the Group's sales growth affects the increase in the current receivables as well as intercompany transactions of the group.

35% increase in real estate inventories

In concurrence with the decrease in the cash reported during 2016, the increase in real estate inventories is due to significant capital expenditures spent in 2016.

70% increase in other current assets

The increase primarily was due to the increase in prepayments for contractor advances to support the growth in development and also to brokers which is as an effect of the Group's aggressive marketing activities.

17% increase in noncurrent receivables

Corresponds to the additional mix of buyers opting longer payment schemes.

17% increase in available for sale financial assets

Mainly due to the increase in market price of the Group's AFS

47% increase in property and equipment

Mainly due to the purchase of transportation vehicles and office equipments to be used in operations.

26% increase in other noncurrent assets

This is due to significant security deposits made for 2016.

58% increase in accounts payable

Mainly due to continuous development of existing projects and acquisition of various raw lands for future expansions and developments under installment scheme.

242% increase in short-term debt

Due to short term loans drawn during 2016 and still unpaid as of December of the same year. Furthermore, portion of long term debts as of 2015 was reclassified as current during 2016 as these are expected to be paid within 12 months as of December 2016.

38% increase in customer's deposits

Increase in new reservations applications and collections under down payment period due to new projects launched in 2016.

141% increase in income tax payable.

Due to increase in current taxable operations of the Company.

20% decrease in long term debts

The decrease was due to a portion of long term debts as of 2015 reclassified as current during 2016 as these are expected to be paid within 12 months as of December 2016.

9% decrease in deferred tax liabilities-net

Mainly due to the recognition of the difference between tax and book basis of accounting for real estate transactions and other temporary differences.

86% increase in pension liabilities

Pertains to the current year changes in pension liabilities as valued by the independent actuary.

38% increase in retained earnings

Attributed to the net income reported in the 2016.

9% increase in unrealized gain on fair value of available-for-sale financial assets.

Mainly due to the increase in share prices of investments in stocks.

2,540% decrease in remeasurement gain (losses) on pension liabilities.

Attributed to the changes on pension settlement expectations.

Material Changes in the Income Statement (+/- 5%) for the year ended 31 December 2016 versus the Income Statement for the year ended 31 December 2015

12% increase in real estate sales

Driven by the increased volume of real estate sales.

13% decrease in rental income

Due to the change in accounting of cash receipts from mall tenants from accrual to cash basis.

11% increase in interest income

Due to the mix of interest bearing buyers of the Company.

172% increase in construction income

Due to increased number of construction of houses.

6% increase in commission income

Due to strengthened marketing performance of Santalucia Ventures, Inc.

38% increase in other income

Primarily due to the continuous increase in revenue other than its real estate sales such as booking of surcharges/penalties, processing fees, income related to defaults of various buyers, and other services.

10% increase in cost and expenses

Mainly due to the related increase in sales during the period.

71% increase in depreciation

Due to new property and equipment acquisitions during the year.

8% decrease in commissions

Though an increase in sales was recognized, requirements for the release of some commissions to agents and brokers are not yet met.

112% increase in interest expense

Due to the additional debts arising from the public bond offering in December 2015 and short term loans drawn in 2016 and partial recognition of capitalized interest from previous years.

87% increase in taxes, licenses and fees

Due to operational activities of the Group and increased volume of processing and tax expenses due to increased volume of cash sales. The increase was also due to documentary stamp taxes incurred for short term loans to various financial institutions.

7% decrease in advertising

Mainly due to decreased volume of advertising and promotions made by the Group in 2016 as compared to 2015.

29% decrease in professional fees

Due to significant professional services paid for the public bond offering in 2015.

594% increase in repairs and maintenance

Mainly due to increased number projects already completed not yet turned over to home owners associations (HOA) and Condominium Corporations which incurred repairs and maintenance for further upkeep.

50% decrease in representation

Primarily due to decrease in representation related expenses paid by the Group.

20% decrease in provision for doubtful accounts
Due to decrease in volume of receivables expected to be uncollectible than last year.

66% decrease in provision for income tax
Due to effective tax management of the Group.

COMPARISON: YEAR END 2015 VS. YEAR END 2014

RESULTS OF OPERATIONS

Overview of Operations

A net income after tax of P676 million for the year 2015, 23% higher than the P549 million reported in 2014 is generated during 2015. Gross revenues posted at P3,104 million compared to P2,296 million of last year, 35% higher year on year. Revenues from real estate sales posted an increase of P235 million from that of last year followed by the 95% increase in rental income from P504 million to P984 million which was due to the change in internal operations. Increase in real estate sales was driven by strong performance in SLI's property segment.

Cost and expenses increased to P1,401 million from P1,029 million this year. Administrative and selling costs to revenues improved during the year by 51%. Earnings before tax generated is P973 million, 24% increase from last year.

Revenue

Revenue from real estate sales reached P1,681 million in 2015, 16% higher than 2014. This is driven by strong bookings and project completion across all real estate segment of the Company. Revenue from rental income posted a P480 million increase due to change in internal operations. A management services agreement was executed in lieu of the Lease contract which lets SLI book the gross revenue starting October 2014. Commission income during the year was generated by the Group's marketing unit Santalucia Ventures, Inc.

Also, a 27% increase in other income or equivalent to P42 million was booked during the year. This was due to significant gain recognized from repossession of inventory lots during 2015.

Cost and Expense

Cost of sales from real estate sales, together with the cost of rental income increased from 1,010 million to 1,395 million. The notable increase was due to strengthened performance of SLI's property segment and change in internal operations. In 2015, the 51% increase in administrative and selling expenses is attributable to professional services incurred for the bond offering and indirect expenses driven by the increase in revenues.

Net Income

The net income increased by 24% from P784 Million in 2014 to P973 Million in 2015. The increase was due to increase in real estate sales and rental income

PROJECT AND CAPITAL EXPENDITURES

A total of P1,516 million was spent for project and capital expenditures during 2015. The amount is accounted for the continuous development of the Registrant's existing residential and commercial projects. P179 million of the said amount is attributable for acquisition of raw lands situated mainly in Luzon for new residential and condominium project developments.

FINANCIAL CONDITION

Assets

Total Assets increased by P3,532 million during 2015, 20% higher than the amount as of December 2014. The significant increase from P17,838 million to P21,371 million of the total assets was due the increase of real estate sales and rental income as posted in the gross revenue. P2,099 million of the increase is attributable to the increase of cash due to the proceeds from bond issuances and increase in volume of collections.

Liabilities

An increase of 42% in total liabilities is reported by the Registrant amounting to P2,565 million. P2,412 million of the increase is attributable to bond issuances during December 2015 which was partially used to terminate significant portion of the existing loans payable to different financial institutions. Furthermore, continued development of existing projects and acquisition of various lands for future expansions also contributed in the significant increase in liabilities.

Equity

Total stockholders' equity increased by 8% amounting to P967 million during 2015. This is due to the net income reported during the year and sale of treasury shares amounting to P297 million.

Key Performance Indicators

	31-Dec-15	31-Dec-14
Current Ratio	4.68	2.08
Debt to Equity	.44	0.28
Interest Coverage Ratio	725.45%	691.39%
Return on Asset	3.16%	3.08%
Return on Equity	5.32%	4.68%

*Notes to Key Performance Indicators:

1. Current Ratio = current assets (*cash, receivables, inventories, due from affiliates, prepaid commissions, and other current asset*) over current liabilities (*accounts payable, customer deposit, current portion of bank loans, income tax payable, and deferred tax liabilities*).
2. Debt to Equity = Total debt over shareholder's equity.
3. Interest Coverage Ratio = Earnings before tax over Interest expense.
4. Return on Asset = Net Income over Total Assets.
5. Return on Equity = Net Income over shareholder's equity.

There are no events that will trigger any direct or contingent financial obligation that is material to the Registrant, including any default or acceleration of an obligation.

No material off-balance sheet transactions, arrangements, obligations (including contingent obligations), and other relationships between the Registrant and unconsolidated entities were created during 2015.

Material Changes in the Balance Sheet (+/- 5%) as of December 31, 2015 versus the Balance Sheet as of December 31, 2014

1,808% increase in cash

This is mainly due to the improved collections of the company, rental operations of the mall as the tenants now pay directly to the Company starting October 2014. Proceeds from bond issuances also contributed in the increase.

8% increase in receivables

The increase is attributable to increased accounts receivable takeup due to increase in revenues recognized during the year.

11% increase in real estate inventories

Mainly due to extensive development of existing residential and commercial projects and acquisition of land for future expansions.

8% increase in other current assets

The increase primarily was due to the increase in prepaid commissions and contractor advances as an effect of the Company's aggressive marketing and developing activities.

12% increase in property and equipment

Mainly due to the purchase of transportation vehicles and office equipments to be used in operations

5% increase in investment properties

Mainly due to the refurbishment of the mall.

5% increase in accounts payable

Driven by the ongoing development of various projects of the company.

12% decrease in customer's deposits

Due to the improved collections from the customers.

75% increase in long term debts

Attributable to increased debts due to the public bond offering.

13% increase in income tax payable

Due the taxable operations of the Company.

35% increase in deferred tax liabilities-net

Mainly due to the recognition of the difference between tax and book basis of accounting for real estate transactions and other temporary differences.

55% increase in retained earnings

Attributed to the profitable operations, gains on investment properties, and revenues from real estate business operations.

18% decrease in treasury shares

Due to the sale of treasury shares during 2015.

72% increase in additional paid-in capital.

Due to the excess of proceeds from sale of treasury shares over its cost.

104% decrease in unrealized gain (loss) on pension

Attributed to the changes on pension settlement expectations.

Material Changes in the Income Statement (+/- 5%) for the year ended December 31, 2015 versus the Income Statement for the year ended December 31, 2014

16% increase in real estate sales

Driven by the increased volume of real estate sales.

95% increase in rental income

Due to the change in internal operations of the Company whereby a management services agreement was executed in place of the lease agreement.

15% increase in interest income

Due to the mix of interest bearing buyers of the Company

66% decrease in construction income

Due to decreased number of construction of houses

26% increase in dividend income

Mainly due to increased dividend declaration of investee companies

35% increase in commission income

Mainly due to aggressive marketing strategies of subdivisions owned by SLRDI

27% increase in other income

Mainly due to the gain recognized during the year for the repossession of lot inventories from the buyers. Also, it is due to the increase in other operational income such as penalties and surcharges, processing fees, and income related to defaults of various buyers and cancelled sales.

36% increase in cost and expenses

Mainly due to the related increase in sales during the period.

230% increase in depreciation

Due to new property and equipment acquisitions during the year.

52% increase in commissions

Mainly due to directly proportional relation of real estate sales which increased during the year.

18% increase in interest expense

Due to the additional debts arising from the public bond offering and partial recognition of capitalized interest from previous years.

21% increase in taxes, licenses and fees

Due to increased taxes paid for transfer of land titles to customers. The increase was also due to documentary stamp taxes incurred for short term loans to various financial institutions.

34% increase in salaries and wages

Mainly due to the hiring of additional employees to cater to the increased volume of transactions and the release of employees' benefits for the whole year.

47% increase in advertising

Mainly due to aggressive marketing strategies which is in direct proportion to the increase in real estate sales.

200% increase in professional fees

Due to professional services paid for the public bond offering

254% increase in utilities

Mainly due to whole year recognition of utility expenses related to mall due to the change in internal operations of the Company whereby a management services agreement was executed in place of the lease agreement.

148% increase in repairs and maintenance

Mainly due to increased number projects already completed not yet turned over to home owners associations (HOA) and Condominium Corporations which incur repairs and maintenance for further upkeep.

199% increase in representation

Driven by strong performance in property development and settlement of permits and licenses.

106% increase in miscellaneous expense

Due to surcharges and penalties incurred in pretermination of loans to various financial institutions.

27% increase in provision for income tax

Due to the increase in taxable net income of the Registrant

COMPARISON: YEAR END 2014 VS. YEAR END 2013

RESULTS OF OPERATIONS

Overview of Operations

SLI generated net income after tax of P549 million for the year 2014, 83% higher than the P300 million reported in 2013. Consolidated revenues posted at P2,296 million compared to P1,327 million of last year, 73% higher year on year. Bulk of the revenues was recognized under real estate sales for an increase of P644 million from that of last year followed by the 42% increase in rental income from P355 million to P504 million which was due to the change in internal operations. Increase in real estate sales was driven by

strong performance in SLI's property segment.

Cost and expenses increased to P1,029 million from P529 million this year. Administrative and selling costs to revenues improved during the year by 6%. Earnings before tax generated is P783 million, 80% increase from last year.

Revenue

Revenue from real estate sales reached P1,445 million in 2014, 80% higher than 2013. This is driven by strong bookings and project completion across all real estate segment of the Company. Revenue from rental income posted a P149 million increase due to change in internal operations. A management services agreement was executed on lieu of the Lease contract which lets SLI books the gross revenue starting October 2014. Commission income during the year was generated by the Group's marketing unit Santalucia Ventures, Inc.

Also, a 173% increase in other income or equivalent to P99 million was booked during the year. This was mainly due to the management income booked by the Company from a sale of property of its parent, SLRDI.

Cost and Expense

Total expenses for the year amounted to P1,513 million , 70% higher than P892 million posted in 2013. Cost of sales from real estate sales accounted the P340 million increase together with the in cost of rental income at P140 million. During the year 2014, the a 33% increase in selling and administrative expenses was recognized due to the related increase in commission expense driven by the increase in revenue from real estate sales.

Net Income

The Registrant's net income increase by 83% from P300 Million in 2013 to P548 Million in 2014. This increase was due to the sales take up in real estate sales and rental income.

PROJECT AND CAPITAL EXPENDITURES

The Registrant spent P1,473 Million for project and capital expenditures during the year 2014, which is 8% higher than that spent in 2013. P1,423 Million of this amount is accounted for by the development of the Registrant's residential and commercial projects while the remaining was utilized for landbanking purposes. For 2015, the Registrant earmarked less than P2,000 Million for its project and capital expenditures, largely for the development of its ongoing projects and launching of new projects.

FINANCIAL CONDITION

Assets

Total Assets as of December 31, 2014 amounted to P17,838 Million, 4% higher than the P17,185 Million as of December 31, 2013. The significant increase was due to the booking of installment contracts receivable from the sales take up made during the year. Prepayments in construction and commissions also contributed to the growth of company financial condition. 7% increase in investment properties is accounted for the increase in assets.

Liabilities

The Registrant's availment of loans during the attributed to the P525 million increase in liabilities . Also, the continued constructions of projects and acquisitions of various lands for future expansions required a significant increase in its liabilities, including those related to construction contracts, supplies of materials, retentions, loans, taxes, land acquisitions and promotions, by 18% from the amount of P1,694 million as of December 31, 2014.

Equity

Total stockholders' equity decreased by 3% from the amount of P352 million as of December 31, 2014. This is due the buyback of shares amounting to P900 million was executed between SLI and SLRDI to settle intercompany advances.

Key Performance Indicators

	31-Dec-14	31-Dec-13
Current Ratio	2.08	2.38
Debt to Equity	0.28	0.22
Interest Coverage Ratio	691.39%	354.51%
Return on Asset	3.08%	1.75%
Return on Equity	4.68%	2.48%

*Notes to Key Performance Indicators:

1. Current Ratio = current assets (*cash, receivables, inventories, due from affiliates, prepaid commissions, and other current asset*) over current liabilities (*accounts payable, customer deposit, current portion of bank loans, income tax payable, and deferred tax liabilities*).
2. Debt to Equity = Total debt over shareholder's equity.
3. Interest Coverage Ratio = Earnings before tax over Interest expense.
4. Return on Asset = Net Income over Total Assets.
5. Return on Equity = Net Income over shareholder's equity.

There are no events that will trigger any direct or contingent financial obligation that is material to the Registrant, including any default or acceleration of an obligation.

No material off-balance sheet transactions, arrangements, obligations (including contingent obligations), and other relationships between the Registrant and unconsolidated entities were created during 2014.

Material Changes in the Balance Sheet (+/- 5%) as of December 31, 2014 versus the Balance Sheet as of December 31, 2013

281% Increase in cash

This is mainly due to the improved collections of the company and rental operations of the mall as the tenants now pay directly to the Company starting October 2014.

121% increase in receivables

Higher sales take up during the year and intercompany transactions within the group drove the increase

67% increase in other current assets

The increase primarily was due to the increase in prepaid commissions and contractor advances as an effect of the Company's aggressive marketing and developing activities.

63% increase in property and equipment

Mainly due to the purchase of transportation vehicles to be used in operations

8% increase in investment properties

Mainly due to the refurbishment of the mall,

11% increase in other non-current assets

Mainly due to long term deposits made relative mainly to project developments.

18% increase in accounts payable

Driven by the ongoing development of various projects of the company.

10% increase in customer's deposits

Due to the prolonged down payment terms of various projects and also increase in customers' reservation applications.

36% increase in income tax payable

Due the taxable operations of the Company.

20% increase in loans payable

This is due to loan availments of the Company to finance the working capital requirements

46% increase in deferred tax liabilities-net

Mainly due to the recognition of the difference between tax and book basis of accounting for real estate transactions and other temporary differences.

94% increase in pension liability

Attributed to the increase in actuarial valuations.

80% increase in retained earnings

Attributed to the profitable operations, gains on investment properties, and revenues from real estate business operations.

100% increase in treasury shares

Due to the settlement of intercompany advances between SLI and SLRDI which provides assignment of certain number of shareholding of SLRDI to SLI be assigned to the latter.

Material Changes in the Income Statement (+/- 5%) for the year ended December 31, 2014 versus the Income Statement for the year ended December 31, 2013

80% Increase in real estate sales

Driven by sales take up of previous years' deferred revenue recognition as a result of longer down payment schemes for some of its projects.

42% increase in rental income

Due to the change in internal operations of the Company whereby a management services agreement was executed in place of the lease agreement.

6% decrease in interest income

Due to the mix of interest bearing buyers of the Company

173% increase in other income

Mainly due to the management income booked during the year for the sale of property by SLRDI. Also, it's due to the increase in other operational income such as penalties and surcharges, processing fees, and income related to defaults of various buyers and cancelled sales.

285% increase in commission income

Aggressive sales and marketing activities of the marketing vehicle of the Group

81% increase in cost and expenses

Mainly due to the related increase in sales during the period.

134% increase in commissions

Mainly due to directly proportional relation of real estate sales which increased during the year.

11% increase in interest expense

Due to the additional loans granted by various banks to the Registrant and partial recognition of capitalized interest from previous years.

41% increase in salaries and wages

Mainly due to the hiring of additional employees to cater to the increased volume of transactions and the release of employees' benefits for the whole year.

39% decrease in advertising

Attributable to the cost efficiency measures of the Company and transfer of some marketing expenses to the marketing arms of the Company.

74% decrease in provision for income tax

Due to the increase of realized taxable sales and other taxable income of the Registrant

INTERIM PERIOD

COMPARISON: INTERIM PERIOD 2018 VS. YEAR END 2017

RESULTS OF OPERATIONS

Overview of Operations

Revenue

For the first quarter of 2018, Sta. Lucia Land Inc., and Subsidiaries (Group) generated revenues amounting to P974 million. Compared to last year's P778 million, overall revenues increased by 25% caused by aggressive marketing schemes and more lots and units are offered in the market due to continuous project development. Interest income also increased 24% or P6 million since more buyers are opting for longer payments and more interest are earned through these installment receivables.

Cost and Expense

In relation to higher revenues, costs and expenses of the Group directly increased by P105 million from P491 million to P595 million. The 21% increase was due to costs of real estate lots and units which posted an increase of P77 million, cost of rental income which posted an increase of P14 million and interest expense which posted an increase of P44 million.

Other expenses such professional fee decreased by P16 million due to decrease in consultants and the need for professional service during the period. Both advertising and salaries and wages increase by P5 million due to more aggressive marketing and increase in number of employee to cater Group's transactions.

Comprehensive Income

For the three-month period ending March of 2018, the Group reported P217 million of comprehensive income. Comprehensive income increased by P120 million or 123%, is related to the decrease in gross profits relative to the real estate operation of the Group. In addition, the fair market value of investments held in form of stocks drops down by P48 million from 31 December 2017. The decrease, however, is significantly lower than the three month period ending 31 March 2017 by P56 million.

PROJECT AND CAPITAL EXPENDITURES

FINANCIAL CONDITION

Total Assets

Total Group's total assets slightly increased to P30,244 million in the first quarter of 2018 from P29,807 in 31 December 2017. The increase of P437 million is mainly due to increase in real estate inventories amounting to P314 million due to purchase of raw land for Group's plan to development new projects and increase in other currents assets amounting to P440 million due to advance made to contractors for project development and advance commission for more extensive marketing and sales promotion.

Total Liabilities

Group's total liabilities reported P15,716 million which shows slight increased from P15,497 million from 31 December 2017 or slight increase by P219 million. This is due to downpayments and reservation fees made by buyers since more lots and units are being offered in the market. Other factors are due to short term loan availments and increase in income taxes.

Key Performance Indicators

	31-Mar-18	31-Dec-17
Current Ratio	2.27	2.28
Debt to Equity	0.73	0.73
Interest Coverage Ratio	392.30%	331.94%
Return on Asset	0.88%	3.03%
Return on Equity	1.82%	5.71%

*Notes to Key Performance Indicators:

1. Current Ratio = current assets (*cash, receivables, inventories, due from affiliates, prepaid commissions, and other current asset*) over current liabilities (*accounts payable, customer deposit, current portion of bank loans, and income tax payables*).
2. Debt to Equity = Total debt over shareholder's equity.
3. Interest Coverage Ratio = Earnings before Income Tax and Interest Expense over Interest expense.
4. Return on Asset = Net Income over Total Assets.
5. Return on Equity = Net Income over shareholder's equity.

Material Changes in the Balance Sheet (+/- 5%) as of 31 March 2018 versus the Balance Sheet as of 31 December 2017

10% decrease in cash

This is mainly due to capital expenditures incurred for the continuous development of existing projects and acquisition of various raw lands for future expansions and new projects.

14% decrease in receivables

Driven by the changes of mix buyers of varying terms.

16% increase in other current assets

Due to advances made to contractors to develop raw lands purchased in the previous year and also advance commissions paid to marketing arms to promote sales contribute to the increase

12% decrease in property and equipment

Attributable to depreciation recognized for the first quarter of 2018.

14% increase in non-current receivables

Due to increase in volume of long term sales.

5% decrease in available-for-sale financial assets

Due to the movement of market values of quoted investment securities of Phil Racing Inc. and Manila Jockey Club Inc.

12% increase in other noncurrent assets

Attributable to security deposits made for the first quarter of 2018.

14% increase in customers' deposits

The increase is attributable to downpayments and reservation fees paid by the buyer caused by extensive marketing strategies and more residential and commercial lots offered in the market.

171% increase in income tax payable

Directly related to the reconciliation of taxes between deferred and current.

8% increase in retained earnings

Primarily due to the net income recognized for the period.

10% decrease in unrealized fair market value of AFS

Due to the movement of market values of quoted investment securities of Phil Racing Inc. and Manila Jockey Club Inc.

Material Changes in the Income Statement (+/-5% and >P10M) for the Three-Month Period Ended 31 March 2018 versus the Income Statement for the Three-Month Period Ended 31 March 2017

36% increase in real estate sales

Increase in real estate sales is triggered by the extensive marketing schemes and more lots and units are offered for sales as a result of more projects are developed as result of more land acquisitions and joint venture being dealt with.

24% increase in interest income

Since more buyer are opting for longer payment schemes, more interest are earned from these installment receivables.

24% decrease in commission income

Due to decrease in sales volume of SLRDI properties made by Santalucia Ventures, Inc.

117% decrease in other income

Attributable to decrease operational such as booking of surcharges/penalties, processing fees, income related to defaults of various buyers and cancelled sales.

64% increase in cost of real estate sales

Directly relative to the increase in real estate sales recognized for the period.

11% increase in cost of rental income

Mainly due to increase in repairs, janitorial and security services paid to outsourced agencies.

11% decrease in commissions

Due to varying rates of commissions fees paid to marketing arms.

51% increase in advertising

Mainly due to more aggressive marketing strategies and promotions which is in direct proportion to the increase in real estate sales.

33% decrease in taxes and licenses

Due to operational activities of the Group and lower volume of processing.

86% decrease in professional fees

Attributable to reduction in number of professional fees incurred during the period.

123% increase in salaries and wages and other benefits

Due to increase in number of employees and salary adjustments.

64% decrease in representation expense

Attributable to lower incurred transactions for the first quarter of 2018.

32% decrease in utilities

This was due to the decrease in costs in maintenance and utilities of subdivision projects.

70% increase in repairs and maintenance

Due to the capitalization of various major repairs and maintenance to inventory accounts and lessened costs for the administration.

28% decrease in miscellaneous expenses

Mainly due to decrease in surcharges and penalties, insurance, legal, office supplies, software maintenance and transportation expenses incurred by the Group.

IV. BUSINESS AND GENERAL INFORMATION

A. Description of Business

1. Business Development

The Registrant was incorporated in the Republic of the Philippines and registered with the Philippine Securities and Exchange Commission (SEC) on December 6, 1996 under the name Zipporah Mining and Industrial Corporation to engage in mining. On August 14, 1996, the Registrant's Articles of Incorporation was amended (a) changing the corporate name to Zipporah Realty Holdings, Inc. (ZRHI); (b) transposing the original primary purpose to secondary purpose from being a mining firm to a real estate company, the primary purpose of which is to acquire by purchase, lease, donation, or otherwise, and to own, use, improve, develop and hold for investment or otherwise, real estate of all kinds, improve, manage or otherwise dispose of buildings, houses, apartments and other structures of whatever kind, together with their appurtenances. In 2007, majority of the shares of ZRHI was acquired by Sta. Lucia Realty & Development, Inc. (SLRDI) through a property-share swap and changed its company name to Sta. Lucia Land, Inc. upon board approval. SLI is 83.28% owned by SLRDI as of 31 December 2015.

2. Restructuring

As part of a restructuring program, the Registrant's board of directors (the Board) approved the following on 15 June 2007, which the shareholders (the Shareholders) subsequently approved on 16 July 2007:

- (1) Increase in the authorized capital stock of the Registrant by P14 Billion, from P2.0 Billion to P16 Billion, divided into 16 billion shares with a par value of P1.00 per share;
- (2) Subscription of SLRDI of up to 10 billion shares out of the increase in the Registrant's authorized capital stock; and
- (3) SLRDI's subscription to such shares shall be at par value, the consideration for which shall be the assignment and transfer by SLRDI to the Registrant of assets acceptable to the Board at a reasonable discount on the market value of such assets.

Accordingly, on 08 December 2007, various deeds of assignment were entered into by the Registrant and SLRDI wherein SLRDI assigned all its rights, title and interest on the following real properties:

Alta Vista de Subic

Monte Verde Royale

Alta Vista Residential Estate and Golf La Breza Tower (Mother Ignacia)

Course	
Caliraya Spring Golf Marina	Neopolitan Estate
Costa Verde Cavite	Palm Coast Marina Bayside
Davao Riverfront	Palo Alto Executive Village
Eagle Ridge Commercial	Pinewoods Golf & Country Estate
Glenrose Park Carcar Cebu	Pueblo del Sol
Greenwoods Commercial	Rizal Technopark
Greenwoods South	South Pacific Golf & Leisure Estates
Lakewood City	Southfield Executive Village
Manville Royal Subd.	Sta. Lucia East Grand Mall Sites 1, 2, 3
Metropoli Residenza de Libis Residential	Tagaytay Royale Estate Commercial
Metropolis Greens	Vistamar Residential Estate

Furthermore, on 15 June 2007 and 16 July 2007, the Board and the Shareholders respectively approved a number of changes in the corporate structure as part of its diversification scheme. These were:

1. The change of its name to **STA. LUCIA LAND, INC.;**
2. The change in the registered address and principal place of business;
3. The decrease in the number of directors from eleven (11) to nine (9);
4. The provision on indemnification of directors and officers against third party liabilities;
5. The change in the primary and secondary purposes of the Registrant and the adoption of a new set of by-laws;

Items 1-5 were approved by the SEC on 09 October 2007.

Moreover, the Shareholders elected the following directors: Vicente R. Santos (Chairman), Exequiel D. Robles, Mariza R. Santos-Tan, Antonio D. Robles, Aurora D. Robles, Orestes R. Santos, Jose Ferdinand R. Guiang, Osmundo C. de Guzman, Jr., and Santiago Cua.

Lastly, the Registrant sold its subsidiary, EBEBDEV, Inc. ("EBEBDEV") to Bezers Hldgs., Inc. on 01 June 2007, with eighty million (80,000,000) common shares representing one hundred percent (100%) of its issued and outstanding capital stock. Upon execution of the Sale and Purchase Agreement, responsibility for the management of EBEBDEV was transferred to and vested with Bezers Hldgs., Inc., along with the corporate records and documents of EBEBDEV.

3. Subsidiaries

On 09 January 2013, the Registrant filed an application with SEC for the incorporation of one of its wholly owned subsidiary Sta. Lucia Homes, Inc. (SLHI), the primary purpose of which is to construct, develop, improve, mortgage, pledge and deal with residential structure for lot buyers of the Group. The Registrant received an approval on 20 February 2013.

On 31 January 2013, the Registrant also filed an application with SEC for the incorporation of another wholly owned subsidiary Santalucia Ventures Inc. (SVI), whose

primary purpose is to market, operate, manage, develop, improve, dispose, mortgage, pledge and deal with residential structure for lot buyers of the Group. Such application was approved by SEC on 05 April 2013.

In its Special Meeting on 21 April 2015, the Board of Directors of the Registrant authorized the sale of SVI to SLRDI at book value. However, the foregoing sale has not been executed to date.

4. Employees/Officers

As of December 2017, the Registrant has the following number of employees/officers in accordance with its newly adopted organizational chart:

DIVISION	NO. OF EMPLOYEES	CONTRACTUAL
Office of the EVP/CFO	1	
Administration	3	
Accounting	12	
Internal Audit	1	
Sales and Marketing	14	
Project Development	16	
Purchasing	5	
Finance/Credit Risk Management	4	
Management Information System	4	
Treasury	5	
Collection	27	
Corporate Planning	2	
Human Resources	2	
Leasing**	1	
Special Projects	3	
Hotels	1	
Sta. Lucia Homes	2	
Total Employees and Officers	103	

**Consultant

There are no current labor disputes or strikes against the Registrant, nor have there been any labor disputes or strikes against the Registrant in the past ten (10) years.

The Registrant has provided a mechanism through which managers and staff are given feedback on their job performance, which it believes will help to ensure continuous development of its employees. The Company also provides managers, supervisors and general staff the opportunity to participate in both in-house and external training and development programs which are designed to help increase efficiency and to prepare employees for future assignments.

5. Major Risks

Various risk factors will affect SLI's results of operations may it be in the result of economic uncertainty and political instability.

The Philippines as one of the countries in Asia that were not directly affected by the crisis showed a better position for market enhancement. Despite the fact that inflation is continuously affecting the world market, the Philippines manages to offset the augmented prices of goods and services with the increase in local & foreign investment as well as the Overseas Filipino Workers (OFW) remittances continued to be constant. Given the skilled labor in the Philippines, which is at par with international standards, jobs were actually created in the country. The steady rise of employment in this industry contributed to the increase in consumer spending, which is one of the strongest stimuli for economic growth. In addition, local and foreign investors were driven by the new Aquino administration which showed a positive outcome for investors.

As for the real estate industry in the Philippines, the country still experienced a stable market demand for 2015. This is due to the common object of OFW's which to have their own property. Based on SLI's sales report, it has always been a significant number of OFW who purchased properties. Also, there have been foreign investors who invested in properties in the country due to our low cost of living. The Philippines is likewise seen as a country with great economic potential by our neighboring countries in Asia.

The Philippines has from time to time experienced severe political and social instability. The Philippine Constitution provides that, in times of national emergency, when the public interest so requires, the Government may take over and direct the operation of any privately owned public utility or business. In the last few years, there were instances of political instability, including public and military protests arising from alleged misconduct by the previous administration.

Politics has been a major risk in the Philippines since it has a negative image in political disorder which is largely due to corruption and unstable development. Also, the country's high debt to financial institutions affects all business sectors and has become a major factor to consider. Nevertheless, the Philippine government has its new hope for 2017 and new years through the Duterte administration. It would be a challenge for the government to act on the risk factors threatening the Philippine economy.

Other than those mentioned above, the Company may also be exposed with the changes in Peso, interest rates and costs in construction. However, the Company adopted appropriate risk management procedures to lessen and address the risks it faces.

6. Nature of Business/Product Line

Following its restructuring and corporate reorganization, the Registrant, now with a broader capital structure and a globally-oriented vision, aims to be at par and even surpass the achievements of its predecessor, SLRDI. Moreover, the Registrant today has almost accomplished its three vertical projects located in Quezon City, Tagaytay, and various horizontal projects located in Tagaytay, Batangas, Cavite, Tarlac, Laguna, Davao, Cebu, Iloilo and Antipolo.

7. Description of Market/Clients

The Company has now expanded its target market to include clients with different professions and living statuses, coming from all segments of society.

The Company's main target markets are the OFWs and middle class. A major percentage of the Company's number of units sold come from OFWs and their families which constitutes 70% of sold units, 15% come from SME business owners, and 15% come from middle class employees.

8. Real Property Development

The following properties as mentioned above comprise the assets of the Registrant as part of the capital infusion from SLRDI:

Residential and Commercial Properties

Alta Vista de Subic

Alta Vista de Subic is a residential property located in Subic, Zambales. It sits on a 22,308 sq. m. area, with 68 lots for sale.

Alta Vista Residential Estate and Golf Course

Alta Vista Residential Estate and Golf Course is a residential property located in Cebu City. It sits on a 25,450 sq. m. area, with 36 lots for sale.

Caliraya Spring

Caliraya Spring is a residential property located in Laguna. It sits on an 84,980 sq. m. area, with 120 lots for sale.

Costa Verde Cavite

Costa Verde Cavite is a residential property with housing projects located in Rosario, Cavite. It sits on a 16,670 sq. m. area, with 100 lots for sale.

Davao Riverfront

Davao Riverfront is a residential and commercial property located in Davao City. It has 11 residential lots for sale, which sits on a 2,170 sq. m. area. The property also has 100 commercial lots for sale, situated on an 81,889 sq. m. land.

Eagle Ridge

Eagle Ridge is a commercial property located in Cavite. It sits on a 69,042 sq. m. area, with 87 lots for sale.

Glenrose Park Carcar Cebu

Glenrose Park Carcar Cebu is a residential property with housing projects located in Cebu City. It sits on a 14,338 sq. m. area, with 179 lots for sale.

Greenwoods Pasig

Greenwoods is a commercial property located in Pasig City. It sits on a 6,665 sq. m. area, with 6 lots for sale.

Greenwoods South

Greenwoods South is a residential property with housing projects located in Batangas City. It sits on a 25,181 sq. m. area, with 125 lots for sale.

Lakewood Cabanatuan

Lakewood Cabanatuan is a residential property with housing projects located in Cabanatuan. It sits on a 107,087 sq. m. area, with 372 lots for sale.

Manville Royale Subdivision

Manville Royale Subdivision is a residential and commercial property located in Bacolod. It has 382 residential lots for sale, which sits on a 65,606 sq. m. area. The property also has 5 commercial lots for sale, situated on a 7,316 sq. m. land.

Metropolis Greens

Metropolis Greens is a residential property with housing projects located in General Trias, Cavite. It sits on a 19,785 sq. m. area, with 179 lots for sale.

Metropoli Residenza de Libis

Metropoli Residenza de Libis is a residential and commercial property located in Libis, Quezon City. It has 46 residential lots for sale, which sits on a 10,721 sq. m. area. The property also has 18 commercial lots for sale, situated on a 7,336 sq. m. land.

Monte Verde Executive Village

Monte Verde Executive Village is a residential property with housing projects located in Taytay, Rizal. It sits on a 43,492.93 sq. m. area, with 202 lots for sale.

Neopolitan Garden Condominium

Neopolitan Garden Condominium is a residential condominium property located in Fairview, Quezon City. It sits on a 75,493 sq. m. area, with 47 lots for sale.

Palm Coast Marina Bayside

Palm Coast Marina Bayside is a commercial property located on Roxas Blvd., Manila. It sits on a 2,571 sq. m. area, with 2 lots for sale.

Palo Alto Ph1

Palo Alto Ph1 is a residential property located in Tanay, Rizal. It sits on a 678,837 sq. m. area, with 1,115 lots for sale.

Pinewoods

Pinewoods is a residential property located in Baguio City. It sits on an 112,210 sq. m. area, with 71 lots for sale.

Pueblo Del Sol Ph1

Pueblo Del Sol Ph1 is a residential property located in Tagaytay City. It sits on a 12,977 sq. m. area, with 44 lots for sale.

Rizal Technopark

Rizal Technopark is a commercial property located in Taytay, Rizal. It sits on a 25,112 sq. m. area, with 34 lots for sale.

Rizal Technopark Ph2F

Rizal Technopark Ph2F is a residential property located in Taytay, Rizal. It sits on a 3,884 sq. m. area, with 16 lots for sale.

Southfield Executive Village

Southfield Executive Village is a residential property with housing projects located in Dasmariñas, Cavite. It sits on a 28,359 sq. m. area, with 193 lots for sale.

South Pacific Golf and Leisure Estate

South Pacific Golf and Leisure Estate is a residential property with housing projects located in Davao City. It sits on a 150,095 sq. m. area, with 434 lots for sale.

Sta. Lucia East Grandmall

Sta. Lucia East Grandmall is a commercial property located in Cainta, Rizal. It sits on a 98,705 sq. m. area and is composed of three buildings.

Tagaytay Royale

Tagaytay Royale is a commercial property located in Tagaytay City. It sits on a 22,907 sq. m. area, with 9 lots for sale.

Vistamar Estates

Vistamar Estates is a residential and commercial property located in Cebu City. It has 86 residential lots for sale, which sits on a 32,086 sq. m. area. The property also has 13 commercial lots for sale, situated on a 20,299 sq. m. land.

The following are the Registrant's completed projects as of December 31, 2017 aside from the ones indicated above:

Sugarland Estates

Sugarland Estates is a residential property located in Trece Martires, Cavite with a saleable area of 72,377 sqm.

Splendido Tower 1

Splendido Tower 1 is a condominium project located in Laurel, Batangas and 22-Storey high.

Splendido Tower 2

Splendido Tower 2 is a condominium project located in Laurel, Batangas and 18-Storey high.

La Breza Tower

La Breza Tower is the planned 22-storey residential condominium to be built on the property on Mother Ignacia Ave. in Quezon City. The property area is 1,450 sq. m.

La Mirada Tower 1

La Mirada Tower is a condominium project located in Lapu Lapu, Cebu.

Villa Chiara

Villa Chiara is a residential property located in Tagaytay City, Cavite with more than 34,000 sq.m in area.

Grand Villas Bauan

Grand Villas Bauan is a residential subdivision located in Bauan Batangas.

Green Meadows Tarlac

Green Meadows Tarlac is a residential and commercial property which sits in Paniqui, Tarlac with more than 149,000 sq. m. in area.

Luxurre Residences

Luxurre Residences is a residential and commercial property located in Alfonso, Cavite.

East Bel Air 1

East Bel Air 1 is a condominium tower located in Cainta, Rizal.

Greenland Antipolo

Greenland Antipolo is a residential property located in Antipolo, Rizal with more than 20,000 sq. m. in area.

South Grove Davao

South Grove is a residential community located in Davao which is 3 km from the city proper. The community is designed with a clubhouse, basketball court, and swimming pool.

Sta. Lucia Residenze 1 - Monte Carlo

Sta. Lucia Residenze 1 - Monte Carlo is a 20-storey residential condominium located in Cainta, Rizal. It is an Italian inspired-tower purposely outlined in equilateral shape to preserve the scenic view of the city. It is located inside the SLEGM and will have 238 units available for sale.

Stradella (formerly East Bel-Air 2)

Stradella is a 6-storey residential and commercial condotel located in Cainta, Rizal. The project offers convenient urban living in a suburban and elegant contemporary setting. Located within the 1 h.a. residential and commercial complex called East Bel-Air, this project has 116 units available for sale.

Neopolitan Condominium 1

The Neopolitan Condominium is a 9-storey residential condominium located in Fairview, Quezon City. It is designed as a residential project at the center of buzzing city. It covers an area of 1.2 h.a. and will have 191 units available for sale.

Mesilo Nueva Vida

Mesilo Nueva Vida is a residential property located in Dasmariñas, Cavite. It has 876 residential lots for sale, which sits on a 183,451 sq. m. area.

Greenland Newtown Ph2B

Greenland Newtown Ph2B is a residential property located in San Mateo, Rizal. It has 120 residential lots for sale, which sits on a 19,098 sq. m. area.

Glenrose Taytay

Glenrose Taytay is a residential property located in Taytay, Rizal. It has 92 residential lots for sale, which sits on a 14,059 sq. m. area.

Sierra Vista Residential Estate Ph2A

Sierra Vista Residential Estate is a residential property located in Caloocan City, Manila. It has 24 residential lots for sale, which sits on a 3,654 sq. m. area.

Greenwoods Executive Ph9E

Greenwoods Executive Ph9E is a residential property located in Caloocan City, Manila. It has 31 residential lots for sale, which sits on a 4,951 sq. m. area.

Beverly Place Ph9H

Greenwoods Executive Ph9H is a residential property located in Mexico, Pampanga.

Sta. Barbara Royale Ph1A

Sta. Barbara Royale Ph1A is a residential property located in Tandang Sora, Quezon City. It has 9 residential lots for sale, which sits on a 1,350 sq. m. area.

Summerhills Ph4

Summerhills Ph4 is a residential property located in Antipolo, Rizal. It has 132 residential lots for sale, which sits on a 28,059 sq. m. area.

Nottingham Villas Townhouse 5A-5D and 6-7

Nottingham Villas Townhouse Cluster 5A-5D and 6-7 is a residential townhouse located in Taytay, Rizal.

Sotogrande Ph2

Sotogrande Ph2 is a residential property located in Tagaytay City, Cavite. It has 132 residential lots for sale, which sits on a 28,059 sq. m. area.

Green Meadows Iloilo Ph1

Green Meadows Iloilo Ph1 is a residential property and commercial property located in Jaro, Iloilo City. It has 1,986 lots for sale, which sits on a 319,530 sq. m. area.

Costa Del Sol Iloilo

Costa Del Sol Iloilo is a residential property and commercial property located in Arevalo, Iloilo City. It has 143 lots for sale, which sits on a 24,320 sq. m. area.

9. Material Reclassification, Merger, Consolidation or Purchase or Sale of Significant Amount of Assets

The Registrant has sold the Ayala Property to Alphaland, Inc. in April 2008 for P820 Million.

B. Business of Issuer

The Registrant's primary purpose is to deal, engage or otherwise acquire an interest in land or real estate development, whether in the Philippines or elsewhere, to acquire, purchase, sell, convey, encumber, lease, rent, erect, construct, alter, develop, hold, manage, operate, administer or otherwise deal in and dispose of, for itself or for others, for profit and advantage, residential, commercial, industrial, recreational, urban and other kinds of real property, such as horizontal and vertical developments as stated in its latest Amended Articles of Incorporation, as of 09 October 2007. Please refer to "Real Property Development" and "Development Activities" sections for the detailed descriptions of the products that are and will be distributed by the Registrant.

The Company has been able to establish a track record in horizontal residential developments, where the Company has historically derived a substantial portion of its revenues. The Company has continued to expand its horizontal developments which continue to be its core business and begun to diversify into vertical developments, housing construction, and marketing services. In line with its strategy of increasing recurring income, the Company has also begun to expand its mall operations through the opening of its expansion mall in 2014 and conversion of some of its portfolio of commercial lots for sale into commercial lots for lease.

The Company conducts its business via the following main operating segments, further broken down as follows:

1. Residential Projects

a. Horizontal Developments

i. Residential Lots

These projects consist of residential lots for sale in gated subdivisions complete with facilities and amenities. The Company begins developing identified land for marketing and selling to customers. These projects involve minimal construction works. Typical features developed by the Company for these residential communities include an entrance gate, guard house, landscaped entry statement, community clubhouse, basketball court, swimming pool, wide concrete road network, paved sidewalks with concrete curbs and gutters, centralized interrelated water system, underground drainage system, and electric system. Average selling prices per unit ranges from Php480,000 to Php5,350,000. Required downpayments are usually 15% to 20%, payable in 6 months to 1 year. Balance of 80% is paid through installment with interest rates ranging of 14% to 16% with average term of 1 to 10 years.

b. Vertical Developments

i. Townhouses

Townhouse projects are comprised of residential housing units where independent and identical houses are found adjacent to each other, with a row sharing one or two house walls. These projects have higher development costs, are built on smaller land areas (6 to 7 h.a.), and are developed in phases. The next phase is only developed once the previous phase is sold out. The Company has one ongoing having an average price of Php5,350,000. Downpayments of 15% to 20% are usually required, payable in 6months up to 2 years. Balance of 80% is paid through installment with interest rates ranging from 14% to 16% with average term of 1 to 10 years.

ii. Condominiums

The condominium projects of the Company are located in strategic locations near existing horizontal developments. The Company has completed four (4) residential condominiums since year 2007 while it currently has one (1) ongoing condominium project, the Neopolitan Condominium in Fairview, Quezon City.

The usual required downpayment ranges from 15% to 20%, payable in 2 to 3 years. Balance of 80% is paid through installment with interest rates ranging from 14% to 16% with average term of 1 to 10 years.

iii. Condotel

Condotel projects are condominium units being sold to individual buyers but are managed and operated as a hotel. There is an option for the unit buyers to purchase a condominium unit or a Condotel unit. A Condotel unit will be placed under a rental program initially for 15 years where it is rented out like a typical hotel room. An experienced management company, with common shareholders and directors as SLI, handles all operations, maintenance, and management of the units under the rental program. Rental income from the units is shared between the Company and the unit owners, where the Company usually receives at least 30% of net rental income. The Condotel buyer is not offered any guaranteed return on the rental of this condominium unit or even that it will be leased out at all. Average selling prices per unit range from Php72,000 to Php100,000 per sqm. with required downpayments of 20%, payable in two to three years while the balance can be paid in five to ten years. In addition, under the Company's revenue sharing program, unit owners get 30 complimentary room nights per year which are transferrable across all the Company's hotels and Condotels in the Philippines.

2. Commercial Properties

a. Mall

Existing Mall

The SLEGM is a comprehensive commercial, entertainment, and leisure facility with a full range department store, supermarket, movie theater, fast food chains, bookstore, specialty boutiques for clothing, accessories, telecommunication, and hobby stores. The SLEGM is comprised of three four-storey buildings with a GFA of 180,000 sq.m and is located at Marcos Highway cor. Felix Ave., Cainta, Rizal. The current mall has a 115,492 sqm. gross leasable space of which 110,121 sqm. or 95.35% are being leased to 453 tenants. This business serves to complement the needs of the residential communities that the Company has built in the cities of Pasig, Marikina, and in the various towns of the Rizal province.

Expansion Mall

The expansion mall of the Company called Il Centro opened in 2014 and is comprised of a three-storey building with a GFA of 50,000 sqm. and a net leasable area of 12,600 sqm. The mall has a 20,000 sqm. parking to cater to residential and mall clients.

Principal Tenants

The Company's diverse mix of tenants includes those engaged in the business of services, retail, leisure, food, apparel, and novelty. The Company's significant tenants include the following:

1. Services: BDO Unibank, David's Salon, Bench Fix Salon, Ricky Reyes
2. Retail: Abenson, CD-R King, National Bookstore

3. Leisure: Worlds of Fun, Sta. Lucia Cinema, Sta. Lucia Bowling
4. Food: Bonchon, Dunkin Donuts, Jollibee, Mang Inasal, Starbucks
5. Apparel: Bench, Folded and Hung, Giordano, Lee, Converse
6. Novelty: Comic Alley, Blue Magic, Papemelroti

Aside from the tenants mentioned above, the SLEGM also has major tenants controlled by or in which one or more of the Group's shareholders have a significant interest. These include Home Gallery, Planet Toys, SLE Cinema, and SLE Bowling. The top 3 business activities taking up the Company's leasable area are services, leisure, and retail. In terms of contribution to rental income, retail activities contribute the majority to the Company's rental income, followed by service and food activities.

Lease Terms

The lease payments that the Company receives from its retail tenants are usually based on a combination of fixed and/or variable payments. Rents are typically based on basic rental fee per sqm. in addition to a turnover component of 1.5% to 8% of gross sales, subject to a monthly minimum rental fee per sqm. and annual escalation rates. Tenants are also usually charged air conditioning, common use service areas, pest control, electricity, and marketing support fees. Lease terms range from one month to five years with renewal clauses.

Management of the Mall

Management and operation of the malls, including planning, development, tenant mix preparation, budgeting, maintenance, engineering, security, leasing, marketing, promotions, billing, and collections are handled by Sta. Lucia East Commercial Corporation ("SLECC"), a related company owned by the shareholders of the Group.

Beginning October 1, 2014, all lease payments from the mall tenants are now paid to and in the name of the Company. SLECC continues to provide management and operations services for the SLEGM and will receive management fees equivalent to a fixed percentage of revenues. The Company's board of directors approved the implementation of this new arrangement effective October 1, 2014. The Company believes that this move can be expected to improve the Company's lease revenues.

b. Commercial Lots

A portion of the Company's revenues also come from sales of commercial lots. In 2013, the Company converted some of its commercial lots for sale into commercial lots for lease. The commercial properties of the Company are complementary to existing residential projects and are being offered to existing established retail partners. There are a total of 928 commercial lots covering 95 h.a. adjacent to the Company's projects nationwide. There is an allocation for an average commercial space ranging from 300 to 2,000 sq. m. in a majority of the Company's projects. The Company intends to expand its retail portfolio by offering these commercial properties via 3 main options: (i) outright sale of the commercial lots, (ii) lease of the commercial lot to retailers, and (iii) building of the Company's own malls in these commercial properties and leasing it to retailers.

3. Services

a. Housing / Construction

The Company has recently ventured into housing construction services through its wholly-owned subsidiary, SLHI. In addition to “build-and-sell”, the Company’s business model will focus on the provision of access to and assistance in connection with general construction services to its lot buyers. SLHI began operating in 2014 in order to service the needs of lot buyers who would like to have their own house constructed on their previously bought lots but are not familiar with the process (i.e. securing permits, construction, accessing financing, etc.) and with assurance of reliability from an established brand name. The price of the house construction services range from Php22,500 per sqm. to Php28,000 per sqm. Payment terms require a 20% downpayment that is payable up to 6 months, with the balance payable up to 10 to 15 years through bank financing.

b. Marketing

The Company is currently conducting marketing services through its subsidiary SVI as well as through six other brokers namely: Royal Homes Marketing Corporation, Orchard Property Marketing Corp., Mega East Properties Inc., Asian Pacific Realty & Brokerage Corp., Fil-Estate Group of Companies Sta. Lucia Global Inc., and SantaLucia Ventures, Inc..

c. Sale on installment

Around 90% of the Company’s customers avail of the sale on installment facilities with interest rates ranging from 14% to 16% per annum and a 20% downpayment with the balance payable from 5 to 10 years.

C. Distribution Methods of the Products

The Company has at its disposal the expertise of seven(7) different marketing arms, five (5) of whom work exclusively with the Sta. Lucia Group, namely: Royale Homes Marketing Corp., Orchard Property Marketing Corp., Mega East Properties Inc., Sta. Lucia Global Inc. and SantaLucia Ventures, Inc. which is a wholly-owned subsidiary of the Company. These marketing firms have a combined local and international sales force of over 120,000, with an extensive knowledge of local demographics. These marketing companies employ various media to promote the Company such as print advertisements in newspapers, online media (such as Facebook, Instagram, Youtube, Twitter), celebrity endorsers, and brokers.

D. Competition

The residential market is still a highly under-served market with the housing backlog projected to reach 5.6 million by 2030 (myproperty.ph). In this segment, the Company considers Vista Land and Filinvest Land, Inc. as its competitors. The Company believes that the strengths of these competitors lie in their larger landbank holdings and historically, their ability to access funding through the capital markets.

In order to effectively compete, the Company has long adopted the strategy of focusing on the provincial areas that are largely ignored and under-served by its bigger competitors whose projects have, until recently, been concentrated in Metro Manila which is already congested and near saturation. SLI is present in ten regions across the country. The Company believes that sustained growth will come from the provinces and major

cities outside of Metro Manila and have therefore prioritized establishing its presence there. The Company believes that its expertise and knowledge in these areas will prove significant as it continues to expand its property footprint in these largely under-served areas. The Company will continue using its sales force, to target a specific customer segment in specific geographic locations. Once identified, potential clients are reached through aggressive advertising and personalized sales services, including after sales support. Such services include assistance in documentation and facilitating access to credit. Its capability to reach out to different locations is made possible through its vast marketing channels, which, by sheer number of sales agents, are able to capture a good portion of the market. Its international offices also make it possible to move closer to markets it serves offshore. Open houses, discounts and promotion are some of the marketing tools the Company employs as part of its sales and marketing strategy.

With respect to the mall business, SM Prime and Robinsons Retail are considered as the main competitors of the Company. Although SLEGM was one of the first malls in the Cainta area, competition has emerged in recent years as new malls were developed by its peers. Despite this however, the Company continued to generate healthy cash flows, retain tenants and even engage newer ones. Its prime location, being located in a major intersection along a major thoroughfare, along with the variety of its affiliated and independent retailers which afford its customers more varied choices and the continuous improvements in both facilities and services have enabled SLEGM to hold its own in this highly competitive retail market.

E. Suppliers

The Registrant has a broad base of local suppliers and is not dependent on one or limited number of suppliers.

F. Customers

The Registrant has a broad market base including local and foreign individuals and does not have a customer who/which accounts for twenty percent (20%) or more of the Registrant's sales.

G. Government Approvals/Regulations

The Registrant, as part of the normal course of business, secures various government approvals such as licenses to sell, development permits and the like.

H. Environmental Compliance

The Registrant has made efforts to meet and exceed all statutory and regulatory standards on environmental compliance in its normal course of business. In keeping with the Registrant's commitment to sustainable development, all projects are assessed for their environmental impact and, where applicable, are covered by an Environmental Compliance Certificate (ECC) issued by the Department of Environment and Natural Resources prior to construction or expansion. To date, the Registrant is compliant with relevant environmental regulations.

I. Transactions with Related Parties

The Parent Company in its regular conduct of business has entered into transactions with related parties. Parties are considered to be related if, among others, one party has the ability, directly or indirectly, to control the other party in making financial and operating decisions, the parties are subject to common control or the party is an associate or a joint venture. Except as otherwise indicated, the outstanding accounts with related parties shall be settled in cash and net receivable or payable balance per related party. The transactions are made at terms and prices agreed-upon by the parties.

- a. The Parent Company, in the normal course of business, has transactions with the Ultimate Parent Company consisting of non-interest bearing advances for working capital requirements with no fixed repayment terms. These are transactions and related receivable arising from sale of lots to Ultimate Parent Company. Outstanding receivables from such sales amounted to P1.54 million as of 31 December 2017.
- b. Other transactions with the Ultimate Parent Company include noninterest-bearing cash advances for various charges for reimbursements of expenses on gasoline consumption of service vehicles, repairs and maintenance, supplies, rentals for project exhibits and advertising/marketing costs. This pertains to the monthly amortization payment from the buyers of the Parent Company collected by the Ultimate Parent Company due to be remitted to the Parent Company.
- c. In 2014, SLLI and SLRDI entered into several memorandums of agreements wherein SLLI undertakes the development and marketing of the several projects of SLRDI and has assumed the position of the development contractor and marketing arm. In consideration of the services rendered by SLLI,SLRDI has agreed to the following:
 - Colinas Verdes Bulacan Project - SLRDI has entered into a joint venture agreement with Araneta Properties, Inc. (API) for a proceeds sharing agreement of 60% SLRDI -40% API share. The Parent Company shall be entitled to 75% of SLRDI's share in all the income and share in the proceeds joint venture and 12% marketing fee on the gross selling price of all sales made from the project;
 - Green Meadows Iloilo Project - SLRDI has entered into a joint venture agreement with AFP-Retirement and Separation Benefits System (ARSBS) for a lot sharing agreement of 55% SLRDI - 45% ARSBS share. The Parent Company shall be entitled to 75% of SLRDI's share in of all the income from the lot share in the joint venture and 12% marketing fee on the gross selling price of all sales made from the project;
 - Ponte Verde Davao Project- SLRDI has entered into a joint venture agreement with Green Sphere Realty Corporation (GSRC) for a lot sharing agreement of 60% SLRDI - 40% GSRC share. The Parent Company shall be entitled to 75% of SLRDI's share in of all the income from the lot share in the joint venture and 12% marketing fee on the gross selling price of all sales made from the project; and

- Valle Verde Davao Project - SLRDI has entered into a joint venture agreement with GSRC for a lot sharing agreement of 60% SLRDI - 40% GSRC share. The Parent Company shall be entitled to 75% of SLRDI's share in of all the income from the lot share in the joint venture and 12% marketing fee on the gross selling price of all sales made from the project.

Total proceeds share of SLRDI from the joint operations amounted to P157.70 million and P159.86 million in 2017 and 2016, respectively. The share amounting P63.57 million and P65.08 million are still to be remitted or offset against the receivable from SLRDI as of 31 December 2017 and 31 December 2016, respectively.

Effective 01 October 2014, SLLI directly entered into lease agreements with mall tenants. SLECC and SLLI, on the other hand entered into a management services agreement effective 01 October 2014 wherein SLECC will provide property management and business development services, leveraging its knowledge in the mall operations from the past years. In exchange of SLECC's services, SLLI shall pay SLECC a management fee equivalent to 7% of the gross rental revenue for managing mall operations including, repairs and maintenance and collection of space rental from storeowners or tenants.

- d. These are receivable from affiliates which are tenants of the mall. In January 2011, SLLI entered into a lease agreement with SLECC, an affiliate with common key management personnel. The lease agreements convey to SLECC the lease of mall owned by SLLI. The agreement was automatically renewed every year. Since the inception of the lease, SLLI charges rental income to SLECC equivalent to 90% of its net income, gross of real property tax. This lease agreement was terminated on 30 September 2014.
- e. In 2017, SLLI advanced for preoperating costs for various expenses like registration fees, taxes and licenses fees to its marketing arm.
- f. The Parent Company made noninterest-bearing cash advances to officers and directors which will be liquidated upon completion of the business transaction.
- g. The Ultimate Parent Company made cash advances to SVI for the latter's working capital requirements.
- h. SLLI made cash advances to SVI to be used for various administrative and operating expenses.
- i. SLLI made cash advances from SLHI to be used for various administrative and operating expenses.

J. Intellectual Property

The Registrant intends to register its own patents, trademarks, copyrights, licenses or franchises, concessions and royalties, which shall be taken up with the Board in the forthcoming meetings. At present, no government approvals are needed for the Registrant's principal products or services.

K. Present Employees

The Registrant has 103 officers, employees and contractuels. The Registrant has embarked to support the increasing demand of workforce for its increasing operations. Hence it anticipates to increase additional employees for the next ensuing year though no exact number of employees is assumed.

The Registrant provides annual salary increases based on the performance. This is made through regular performance assessment and feedback.

L. Development Activities

Currently, the Registrant is developing a number of vertical and horizontal projects. In addition, there are a lot of future projects that the Registrant has planned to compete to the market demand and real estate industry. The projects that presently have developmental activities are as follows:

Completed Projects:

Grand Villas Bauan	La Mirada Tower 1
Splendido Taal Tower 1 and Tower 2	La Breza Tower
Villa Chiara	Greenland Antipolo
Luxurre Residences	Green Meadows Tarlac
East Bel Air 1	Stradella (formerly East Bel-Air 2)
South Grove Davao	Sta. Lucia Residenze 1 - Monte Carlo
Neopolitan Condominium 1	Sugarland Estates
Pueblo Del Sol Ph1	Pueblo Del Sol Ph2
Mesilo Nueva Vida	Greenland Newtown Ph2B
Vistamar Estate	Glenrose Taytay
Sierra Vista Residential Estate Ph2A	Alta Vista Residential Estate and Golf Course
Alta Vista de Subic	Costa Verde Cavite
Davao Riverfront	Eagle Ridge
Glenrose Park Cebu	Greenwoods South
Lakewood Cabanatuan	Metropolis Greens
Metropoli Residenza de Libis	Manville Royale Subdivision
Monte Verde Executive Village	Neopolitan Garden Condominium
Palo Alto Ph1	Pinewoods
Rizal Technopark	Pinewoods
South Pacific Golf and Leisure Estate	Southfield Executive Village
Palm Coast Marina Bayside	Caliraya Springs
Greenwoods Pasig	Tagaytay Royale
Greenwoods Executive Ph9E	Sta. Lucia East Grand Mall
Sta. Barbara Royale Ph1A	Beverly Place Ph9H
Nottingham Villas Townhouse 5A-5D and 6-7	Summerhills Ph4
Green Meadows Iloilo Ph1	Sotogrande Ph2
Rizal Technopark Ph2F	Costa Del Sol Iloilo

On – Going Projects:

La Huerta Calamba	Greenwoods North Ph2 and Ph3
Green Meadows Dasmarias Ph2 and Ph2A	Summerhills 4A and 4B
Greenland Newtown Ph2C	Valle Verde Davao
Ponte Verde Davao Ph1-Ph3	Colinas Verdes Ph3, 3A and 3B
Green Meadows Iloilo Ph2	Greenland Cainta Ph9C, 3B, 3B1-2 and 4C1-2
Greenland Cainta Ph4J1, 8A1, 8B3 and 9B	Arterra Residences
Greenwoods Executive Ph1A2, 2A1, 2K1 and 3A2	Greenwoods Executive Ph540, 6, 6S9 and 8A2
Greenwoods Executive Ph8A5, 8F3-5 and 8G1	Greenwoods Executive Ph9D1 and 9F
Nottingham Townhouse Villas 9-11	East Bel-Air 3
Althea Davao	Sta. Lucia Residenze – Santorini Sotogrande Katipunan
Sotogrande Davao	Sotogrande Katipunan
Sotogrande Iloilo	Neopolitan 2
Orchard Tower 1	Vermont Park Executive Ph1E and 4I
Woodside Garden Village Ph2C	Summit Point Golf And Residential Estate
South Spring Laguna	Rockville Cavite
Harbor Spring Condotel	Green Peak Heights Ph1-3
Golden Meadows Binan Ph02C and Ph02D	Almeria Verde Dagupan
Metropolis East Binangonan	Aqua Mira Resorts
Catalina Lake Residences Batangas	Catalina Lake Residences Palawan Green Ridge Executive Ph4A
El Pueblo Verde	Green Ridge Executive Ph4A
La Alegria Negros Occidental	Metropolis Iloilo Ph2
Monte Verde Royale Ph 3B and 4A-4C	Nasacosta Cove Batangas
Orchard Residential Estate Ph1A2	Palo Alto Ph2
Sotogrande Ph3	Soler Mandug Davao
Green Peak Heights Palawan	Costa Verde Alangilan
Cambridge Place Ph1A	Centro Polis Davao
Green Meadows Condominium	Greenwoods South Ph4A and 6
Hacienda Verde Iloilo	Las Colinas Davao
Lakewood Los Banos Ph4	Marbella Davao
Nottingham Villas Iloilo	Nottingham Villas Palawan
Nottingham Villas Tagaytay	Rizal Technopark 2 Sec. 1, 2D1 and 2H
Seville Davao	South Coast
Villa Verde East Ph3	Woodridge Iloilo

Future Projects:

Splendido Tower 3	Neopolitan Tower 7
Splendido Tower 4	Neopolitan Tower 8
La Mirada Tower 2	Valle Verde Cebu
Sta. Lucia Residenze Tower 3	Orchard Tower Condotel
Sta. Lucia Residenze Tower 4	Orchard Tower 3
Sta. Lucia Residenze Tower 5	Orchard Tower 4

East Bel-Air 4
East Bel-Air 5
East Bel-Air 6
Neopolitan Tower 3
Neopolitan Tower 4
Neopolitan Tower 5
Neopolitan Tower 6
Neopolitan Tower 7

Lipa Royale Ph 5
Green Ridge Expansion Property
Tomas Morato Condotel
Ponte Verde Ph 5
Valley View Ph2A
Ponte Verde Davao Expansion
Greenwoods Executive Expansion

On 19 January 2009 at its Executive Committee Meeting, the Registrant resolved to enter into a joint venture agreement with Royale Homes Realty and Dev't., Inc. for the development of Antipolo Greenland Phase II, Mr. Antonio C. Rivilla for Greenmeadows Tarlac, Great Landho, Inc. for Sugarland, Darnoc Realty and Dev't. Corp. for South Coast, and Surfied Dev't. Corp., Boyd Dev't. Corp., and Paretti Dev't. Corp. for La Panday Prime Property.

On 12 February 2010, the Executive Committee of the Registrant resolved to sign the joint venture agreement with Mr. John Gaisano et. al. for the development of several parcels of land in Matina Crossing, Davao which have a total area of 162,140 square meters known as the Costa Verde Subdivision.

On 04 August 2010, the Executive Committee of the Registrant resolved to approve the joint venture agreement with General Milling Corporation (GMC) with a 132,065 square meter property located in the old and new Bridge of Mactan Island to Cebu proper. Also, a second joint venture with spouses Gloria-Sulit-Lenon of a piece of property located in San Mateo, Rizal with an area of 34, 703 square meters. Lastly, the 3rd joint venture agreement with SJ properties, Joseph O. Li et. al. to develop a 102,477 square meter property in Kaytitinga, Alfonso, Cavite was approved.

On 17 September 2010, at the Special Meeting of the Registrant's Board of Directors, the Board resolved to enter a joint venture agreement with San Ramon Holdings, Inc. for the development of a parcel of land located in Canlubang, Calamba, Laguna.

On 07 February 2011 at the meeting of the Executive Committee, the Registrant approved the joint venture agreement among Sept. Company Inc (SCI), Antonio Rivilla, and the Company, to develop parcel of land situated Barrio San Antonio Abagon & Poblacion Municipality of Gerona, Tarlac with a total area of 155,153 sq m into a residential and commercial subdivision.

On 09 February 2011 at the meeting of the Executive Committee, the Company has entered into a joint venture agreement with Sta. Lucia Realty and Development, Inc. for a development of a commercial subdivision located in Barrio of Dumuclay, Batangas City. In addition, the Company also entered a joint venture agreement with Anamel Builders Corporation (ABC) to develop a parcel of land owned by ABC located in the City of Gapan Nueva Ecija, with an aggregate area of 136,059 square meters in a residential subdivision.

On 16 March 2011 at the meeting of the Executive Committee, the Registrant approve the joint venture agreement between First Batangas Industrial Park Inc. to develop

several parcels of land situated in the Brgys. of Manghinao and Balayong Bauan, Batangas with an aggregate area of 538,138 sq m.

In the Executive Committee meeting held on 20 October 2011, the Registrant entered into a joint venture agreement with Rexlon Realty Group Inc. to develop a parcel of land in Brgy. Kaybiga, Caloocan City into a residential subdivision, with an aggregate area of 5,550 sq m.

In the Organizational Meeting of the Board of Directors of the Corporation held immediately after the Annual Stockholder's Meeting on 29 June 2012, the Board of Directors authorized the Registrant to enter into joint venture agreements with Royale Homes Realty and Development Corporation with respect to the development of certain properties located in Brgy. Pasong Matanda, Cainta Rizal and Brgy. Sta. Ana Taytay, Rizal, with Melissa Ann L. Hechanova, Maria Angela M. Labrador, and Vivian M. Labrador for the development of a parcel of land situated in Brgy. Cabangan, Subic, Zambales, with Rapid City Realty & Development Corporation with respect to the development of properties in Antipolo City and the Municipalities of Baras, Tanay, Teresa, Province of Rizal.

On 04 October 2012 at the Special Meeting of the Executive Committee, the Registrant was authorized to enter into joint venture agreements with the following:

1. Trillasun Realty and Development Corporation, with respect to the development of certain properties in Brgy. Dumoclay, Batangas City;
2. Sta. Lucia Realty and Development, Inc., with respect to the development of certain parcels of land in Taytay, Rizal and Barrio Mendez, Tagaytay City;
3. Royale Homes Realty and Development, Inc., with respect to the development of properties in Imus, Cavite;
4. Carlos Antonio S. Tan and Mark Davies S. Santos, with respect to the development of certain properties in Cainta, Rizal;
5. Irma SB. Ignacio-Tapan, with respect to the development of certain properties in Cainta, Rizal; and
6. MFC Holdings Corporation, with respect to the development of properties in Brgy. Tolotolo, Consolacion, Cebu.

At the special meeting of the Board of Directors held on 12 December 2012 at the principal office of the Registrant, the Registrant was authorized to enter into joint venture agreements with various parties with respect to the expansion of various existing projects, involving the following properties:

1. A parcel of land with an area of 29,950 sq m situated in Brgy. Ampid, San Mateo, Rizal;
2. A parcel of land with an area of 72,767 sq m situated in Barrio Lapit, Urdaneta City, Pangasinan; and
3. A parcel of land with an area of 8,906 square meters situated in Barrio Muzon, Angono, Rizal.

Also, the registrant was authorized to acquire the following properties:

1. A parcel of land with an area of 1,230 sqm in Quezon City;
2. A parcel of land in Barrio Inosluban, Buclanin, Lipa, 7,895 sqm; and

3. A parcel of land in Mexico, Pampanga, 61,486 sqm.

At the Special Meeting of the Registrant's Board of Directors held on 18 April 2013, the following resolutions on entering to Joint Ventures and acquiring parcels of land were discussed and approved:

1. For the development of a parcel of land located in Davao City owned by Greensphere Realty & Development Corp.;
2. For the expansion of the Registrant's project known as Palo Alto, located in Tanay, Rizal, involving parcels of land owned by Sta. Lucia Realty and Development, Inc. and Milestone Farms, Inc.;
3. For the expansion of the Registrant's project known as Rizal Techno Park, located in Taytay, Rizal, involving parcels of land owned by Royal Homes Realty & Development Corporation and JFG Construction and Development Services with an aggregate area of 10,100 square meters;
4. For the expansion of the Registrant's project known as Greenwoods Executive Village, located in Pasig City, involving a parcel of land owned by St. Botolph Development Corp. with an area of 5,558 square meters;
5. For the expansion of the Registrant's project known as Cainta Greenland, located in Cainta, Rizal, involving a parcel of land owned by Sta. Lucia Realty and Development, Inc. with an area of 5,019.5 square meters;
6. Seven parcels of land located at Barangay San Juan, Taytay, Rizal, with an aggregate area of 4,865.49 square meters, owned by Carmencita M. Estacio, Adela O. Leyca, Manuel Medina, Lucia M. Del Rosario, Ireneo O. Medina, Leopoldo O. Medina, and Bonifacio O. Medina; and
7. A parcel of land located in Lipa, Batangas with an area of 7,895 square meters, owned by Benito Magaling and Divina Tupaz.

On 01 April 2014, the Board approves a resolution authorizing the Registrant to enter into joint ventures involving the development of a new project located in Cebu with an area of 537,011 sq.m and to amend the Articles of Incorporation of the Company to extend the corporate term by 50 years together with the following:

A. Resolutions authorizing the Registrant to acquire the following:

1. Parcel of land at Sun City Expansion, Davao, 24,578 sqm;
2. Parcel of land in Golden Meadows Sta. Rosa, 51,500 sqm;
3. Parcel of land located in Greenwoods Batangas, 32,312sqm; and
4. Parcel of land in Lipa Royale, Batangas, 9,421 sqm.

B. Resolutions authorizing the Registrant to enter in joint ventures involving the following:

1. Development of Rizal Techno Park Taytay, 10,100 sqm;
2. Development of a new project in Puerto Princesa, 20,000 sqm;
3. Development of land in Palawan, 61,315sqm;
4. Development of parcel of land located in Greenwoods South, 32,314sqm;
5. Expansion in Davao, 9,841sqm;

6. Development of new project in Cebu, 537,011sqm;
7. Development of project in Davao, 36,913sqm; and
8. Development of project on Ponte Verde, Davao, 28,000sqm.

On 01 July 2014, resolutions authorizing the Registrant to acquire the following parcels of land were approved by the Executive Committee:

1. Parcel of land in Batangas City, 9315.5 sqm;
2. Parcel of land in Batangas City, 3,087 sqm; and
3. Parcel of land in Taytay, 6,302 sqm.

Further, a resolution was passed to authorize the Registrant to enter into a joint venture for the development of a new project in Dagupan Pangasinan, 77,001 sqm.

On 21 April 2015, the following were resolutions authorizing the Registrant to enter into joint ventures involving the following:

1. Development of a project located in Ponte Verde, Davao with an area of 36,915 sq.m.;
2. Development of a new project located in Eden, Davao City with an area of 985,292 sq.m.;
3. Development of another project in Ponte Verde, Davao with an area of 28,751 sq.m.;
4. Development of a new project in Cainta, Rizal with an area of 16,026 sq.m.;
5. Development of new project in Taytay, Rizal with an area of 8,318 sq.m.;
6. Development of seven (7) new projects located in Barrio San Miguel, Pasig City with an aggregate area of 8,423 sq.m.;
7. Development of a new project in Bauan, Batangas with an area of 246,653 sq.m.;
8. Development of a new project in Binangonan, Rizal with an area of 24,492.62 sq.m.;
9. Development of a new project in Sta. Rosa, Laguna with an area of 27,500 sq.m.; and
10. Development of a new project in Barrio Pasong Matanda, Cainta, Rizal with an area of 51,969 sq.m.

The Registrant also resolved to purchase the following lands:

1. Parcel of land located at Sun City expansion, Davao with an area of 24,578 sq.m. for the expansion of the current project development;
2. Parcels of land located in Brgy. Balayong, Bauan, Batangas with a total area of 337,715 sq.m.; and
3. Parcel of land located in Jaro, Iloilo City with an area of 7,500 sq.m.

Further, at the Annual Stockholders Meeting of the Company held on 19 June 2015, the following resolutions authorizing the Company to enter into joint ventures and land acquisitions were authorized:

1. Development of a project located in San Juan Cainta with an area of 8,697 sqm

2. Development of a new project in Brgy. Tagbueros Puerto Princesa Palawan with an area of 12,000
3. Development of new project in Tagaytay with an area of 178,397 sqm
4. Development of new project in Jaro Iloilo with an area of 12,000sqm
5. Development of new project in Davao with an area of 43,137 sqm
6. Parcels of land located in Cainta Rizal with a n area of 10,110 sqm
7. Parcels of land located in San Juan Taytay with a n area of 893sqm
8. Parcels of land located in Inosluban Lipa with an area of 9,421 sqm
9. Parcels of land located in Dasmarinas Cavite with an area of 100,000 sqm

At the Special Meeting of the Board of Directors of the Registrant held on 23 September 2015 at East-Bel Air Residences Clubhouse, Felix Ave, Cainta, Rizal, the following resolutions were discussed and approved:

A. Authorizing the Registrant to enter into joint ventures involving the following:

1. Development of 3 projects located in Brgy. Sta. Ana, Taytay, Rizal with an aggregate area of 18,104 sq.m.;
2. Development of a new project located in Brgy. Mahabang Sapa, Cainta, Rizal with an area of 17,352 sq.m.;
3. Development of 4 projects located in Brgy. San Juan, Cainta, Rizal with an aggregate area of 24,753 sq.m.;
4. Development of a project in Cainta, Rizal with an area of 4,424 sq.m.;
5. Development of a project in Brgy. Pag-asa, Binangonan, Rizal with an area of 28,535.62 sq.m.;
6. Development of 2 projects located in Bo. of Tuctucan and Panginay, Guiguinto, Bulacan with an aggregate area of 40,286 sq.m.;
7. Development of a project in Bo. Sinalhan, Sta. Rosa, Laguna with an area of 27,500 sq.m.; and
8. Development of a project in Brgy. Quirino, Quezon City with an area of 1,100 sq.m.

B. Authorizing the Registrant to acquire the following:

1. Parcel of land located in Bo. Canigaran, Puerto Princesa City with an area of 6,358 sq.m.;
2. Parcels of land located in Barrio dela Paz, Biñan, Laguna with a total area of 15,484 sq.m.; and
3. Parcel of land located in Brgy. Panapaan, Bacoor, Cavite with an area of 370 sq.m.

At a Special Meeting of the Board of Directors of the Company held on 03 February 2016 at the principal office of the Company the following were discussed and approved:

A. Authorizing the Registrant to enter into joint ventures involving the following:

1. Development of a project located in Pavia and Manduriao, Iloilo City with an area of 688,477 sq.m.;
2. Development of a project located in Bo. Sacsac, Cebu with an area of 33,848 sq.m.;

3. Development of a project located in Bauan, Batangas with an area of 84,339 .m.;
4. Development of a project located in Bo. Dela Paz, Biñan, Laguna with an area of 13,700 sq.m.;
5. Development of a project located in Sto. Tomas, Batangas with an area of 37,746 sq.m.;
6. Development of a project located in Binangonan, Rizal with an area of 28,535.62 sq.m.;
7. Development of a project located in Dasmariñas, Cavite with an area of 44,692 sq.m.;
8. Development of a project located in Bo. Mayamot, Antipolo City with an area of 8,471 sq.m.;
9. Development of a project located in Brgy. Sta. Ana, Taytay, Rizal with an area of 7,725 sq.m.

B. Authorizing the Registrant to acquire the following:

1. Parcel of land located in Cavite with an area of 34,382 sq.m.;
2. Parcel of land located in Bo. dela Paz, Biñan, Laguna with an area of 10,322 sq.m.;
3. Parcel of land located in Bo. Sinalhan, Sta. Rosa, Laguna with an area of 5,500 sq.m.;
4. Parcel of land located in Santolan, Pasig City with an area of 1,977.50 sq.m.;
5. 21 parcels of land located in Calamba, Laguna with a total aggregate area of 315,361.97 sq.m.;
6. Parcel of land located in n San Antonio, Biñan, Laguna with an area of 2,000 sq.m.
7. Parcel of land located in Dasmariñas, Cavite with an area of 300,000 sq.m.;
8. 11 parcels of land located in Bo. Manghinao I, Bauan, Batangas with a total aggregate area of 89,942 sq.m.;
9. Parcel of land located in Bo. Balayong, Bauan, Batangas with an area of 11,522 sq.m.;
10. 8 parcels of land located in Bauan, Batangas with a total aggregate area of 85,455 sq.m.;
11. 3 parcels of land located in Biñan, Laguna with a total aggregate area of 16,622 sq.m.;
12. 2 parcels of land located in Matinao, Polomolok, Gen. Santos City with a total aggregate area of 95,579 sq.m.;
13. Parcel of land located in Brgy. Iruhin, Tagaytay City with an area of 299 sq.m.

On 17 June 2016, at the Organizational Meeting of the Board of Directors, the following were approved by the Board:

A. Authorizing the Registrant to enter into joint ventures involving the following:

1. Development of a project located in Brgy. Tagburos, Puerto Princesa, Palawan with an area of 187,115.50 sq.m.;
2. Development of a project located in Silay City, Negros Occidental with an area of 677,880 sq.m.;

4. Development of a project located in Brgy. Sta. Ana, Taytay, Rizal with an area of 3,053 sq.m.; and
5. Development of a project located in Bo. Mayamot, Antipolo City with an area of 8,471 sq.m.

B. Resolutions authorizing the Corporation to acquire the following:

1. Parcels of land located in District of Jaro, Iloilo City with a total area of 7,500 sq.m.;
2. Parcel of land located in Bo. Inosluban, Lipa City, Batangas with an area of 27,752 sq.m.;
3. Parcel of land located in Biñan, Laguna with an area of 13,302 sq.m.;
4. Parcel of land located in Bo. Sinalhan, Sta. Rosa, Laguna with an area of 14,814 sq.m.;
6. Parcel of land located in Bo. Tiniguiban, Puerto Princesa, Palawan with an area of 37,895 sq.m.;
7. Parcel of land located in Sta. Barbara, Iloilo City with an area of 104,464 sq.m.;
8. Parcel of land located in Bo. Balayong, Bauan, Batangas with an area of 11,759 sq.m.;
9. Parcel of land located in Bo. Balayong, Bauan, Batangas with an area of 13,464 sq.m.;
10. Parcel of land located in Bo. Balayong, Bauan, Batangas with an area of 5,569 sq.m.;
11. Parcel of land located in Bo. Balayong, Bauan, Batangas with an area of 14,444 sq.m.;
12. Parcel of land located in Bo. Balayong, Bauan, Batangas with an area of 12,933 sq.m.;
13. Parcel of land located in Bo. Balayong, Bauan, Batangas with an area of 17,884 sq.m.;
14. Parcel of land located in Bo. Balayong, Bauan, Batangas with an area of 12,904 sq.m.;
15. Parcel of land located in Bo. Balayong, Bauan, Batangas with an area of 15,594 sq.m.;
16. Parcel of land located in Bo. Balayong, Bauan, Batangas with an area of 5,166 sq.m.;
17. Parcel of land located in Bo. Balayong, Bauan, Batangas with an area of 10,927 sq.m.;
18. Parcel of land located in Brgy. Ulango, Calamba, Laguna with an area of 12,688 sq.m.;
19. Parcel of land located in Biñan, Laguna with an area of 3,130 sq.m.;
20. Parcel of land located in Brgy. Cabugao Sur, Sta. Barbara, Iloilo City with an area of 16,832 sq.m.;
21. Parcel of land located in Brgy. Cabugao Sur, Sta. Barbara, Iloilo City with an area of 15,781 sq.m.;
22. Parcel of land located in Brgy. Cabugao Sur, Sta. Barbara, Iloilo City with an area of 11,628 sq.m.;
23. Parcel of land located in Brgy. Cabugao Sur, Sta. Barbara, Iloilo City with an area of 16,636 sq.m.;
24. Parcel of land located in Brgy. Cabugao Sur, Sta. Barbara, Iloilo City with an area of 18,064 sq.m.;

25. Parcel of land located in Brgy. Cabugao Sur, Sta. Barbara, Iloilo City with an area of 16,636 sq.m.;
26. Parcel of land located in Brgy. Cabugao Sur, Sta. Barbara, Iloilo City with an area of 11,595 sq.m.;
27. Parcel of land located Brgy. Cabugao Sur, Sta. Barbara, Iloilo City with an area of 96,295 sq.m.;
28. Parcel of land located in Brgy. Cabugao Sur, Sta. Barbara, Iloilo City with an area of 40,538 sq.m.;
29. Parcel of land located in Bo. Pulanbato, Cebu City with an area of 13,819 sq.m.;
30. Parcel of land located in Bo. Darangan, Binangonan, Rizal with an area of 29,170 sq.m.;
31. Parcel of land located in Brgy. Cabugao Sur, Sta. Barbara, Iloilo City with an area of 11,595 sq.m.;
32. Parcel of land located in Brgy. Cabugao Sur, Sta. Barbara, Iloilo City with an area of 96,295 sq.m.;
33. Parcel of land located in Brgy. Cabugao Sur, Sta. Barbara, Iloilo City with an area of 40,538 sq.m.;
34. Parcel of land located in Bo. Canlalay, Biñan, Laguna with an area of 2,609 sq.m.;
35. Parcel of land located in Zamboanga City with an area of 267,657 sq.m.;
36. Parcel of land located in Zamboanga City with an area of 18,600 sq.m.; and
37. Parcel of land located in Brgy. Tagbueros, Puerto Princesa, Palawan with an area of 187,115.50 sq.m.

At the Special Meeting of the Board of Directors of the Corporation held on 23 November 2016 at the principal office of the Corporation, at which meeting a quorum was present and acting throughout, the following were discussed and approved:

- A. Resolutions authorizing the Corporation to enter into joint ventures involving the following:
 1. Development of a project located in Jaro, Iloilo with an area of 96,422 sq.m.;
 2. Development of a project located in Batangas with a total area of 119,389 sq.m.;
 3. Development of a project located in Cebu City with an area of 12,792 sq.m.;
 4. Development of a project located in Rizal with a total area of 308,340 sq.m.;
 5. Development of a project located in Davao City with an area of 300,000 sq.m.;
 6. Development of a project located in Pasig City with an area of 7,329 sq.m.;
 7. Development of a project located in Nueva Ecija with an area of 98,848 sq.m.; and
 8. Development of a project located in Tagaytay City with an area of 29,640 sq.m.

B. Resolutions authorizing the Corporation to acquire the following:

1. Parcel of land located in Jaro, Iloilo with a total area of 216,520 sq.m.;
2. Parcel of land located in Baguio City with an area of 9,822 sq.m.;
3. Parcel of land located in Tagaytay City with an area of 21,888 sq.m.;
4. Parcel of land located in Panacan, Davao City with an area of 28,751 sq.m.;
5. Parcels of land located in Calamba with a total area of 107,514 sq.m.;
6. Parcels of land located in Batangas with a total area of 142,677 sq.m.;
7. Parcel of land located in Rizal with an area of 208 sq.m.;
8. Parcel of land located in Quezon with an area of 4,211 sq.m.; and
9. Parcels of land located in Antipolo City with a total area of 6,072 sq.m.

At the Special Meeting of the Board of Directors of the Corporation held on 15 February 2017 at the principal office of the Corporation, at which meeting a quorum was present and acting throughout, the following were discussed and approved

A. Resolutions authorizing the Corporation to enter into joint ventures involving the following:

1. Development of a project located in Cebu with a total area of 8,644 sq.m.;
2. Development of a project located in Davao with a total area of 891,804 sq.m.;
3. Development of a project located in Batangas with a total area of 444,769 sq.m.;
4. Development of a project located in Nasugbu, Batangas covering various titles; and
5. Development of a project located in Rizal with an area of 47,607 sq.m.;

B. Resolutions authorizing the Corporation to acquire the following:

1. Parcel of land located in Davao with a total area of 67,695 sq.m.;
2. Parcel of land located in Batangas with an area of 8,118 sq.m.;
3. Parcel of land located in Palawan with an area of 3,721 sq.m.;
4. Parcels of land located in Rizal with a total area of 4,613 sq.m.;
5. Parcels of land located in Iloilo with a total area of 7,394 sq.m.; and
6. Parcel of land located in Cavite with an area of 8,848 sq.m..

At the Special Meeting of the Board of Directors of the Corporation held on 27 April 2017 at the Choi Garden, Greenhills, San Juan City, at which meeting a quorum was present and acting throughout, the following were discussed and approved:

A. Resolutions authorizing the Corporation to enter into joint ventures involving the following:

1. Development of a project located in Cebu with an area of 8,470 sq.m.;
2. Development of a project located in Davao with a total area of 901,804 sq.m.;
3. Development of a project located in Batangas with an area of 254,836 sq.m.;

4. Development of a project located in Iloilo with a total area of 34,551 sq.m.;
5. Development of a project located in Rizal with a total area of 15,662 sq.m.;
6. Development of a project located in Aurora with an area of 490,173.56 sq.m.; and
7. Development of a project located in Cavite with an area of 35,054 sq.m.

B. Resolutions authorizing the Corporation to acquire the following:

1. Parcel of land located in Cavite with an area of 11,684 sq.m.;
2. Parcel of land located in Batangas with a total area of 19,309 sq.m.;
3. Parcel of land located in Davao with a total area of 248,889 sq.m.;
4. Parcels of land located in Iloilo with an area of 8,527 sq.m.;
5. Parcels of land located in Rizal with an area of 159,696 sq.m.;

On 22 June 2017, the following resolutions were approved by the Board of Directors:

A. Resolutions authorizing the Corporation to enter into joint ventures involving the following:

1. Development of a project located in Cavite with an area of 46,739 sq.m.

B. Resolutions authorizing the Corporation to acquire the following:

1. Parcel of land located in Pangasinan with an area of 121,496 sq.m.;
2. Parcels of land located in Batangas with a total area of 124,677 sq.m.; and
3. Parcels of land located in Iloilo with a total area of 58,731 sq.m.

At the Special Meeting of the Executive Committee held on 14 September 2017 at the principal office of the Corporation, at which meeting a quorum was present and acting throughout, the following were discussed and approved:

A. Resolution authorizing the Corporation to enter into a joint venture involving the development of a project located in Palawan with a total area of 212,890 sq.m.;

B. Resolutions authorizing the Corporation to acquire the following:

1. Parcel of land located in Marikina City with a total area of 355,310 sq.m.;
2. Parcel of land located in Quezon City with a total area of 53,133 sq.m.;
4. Parcel of land located in Palawan with a total area of 23,461 sq.m.;
5. Parcel of land located in Batangas with a total area of 31,254 sq.m.;
6. Parcel of land located in Davao with a total area of 22,991 sq.m.;
7. Parcel of land located in Laguna with a total area of 17,339.29 sq.m.

At the Special Meeting of the Board of Directors of the Corporation held on 08 January 2018 at its principal office, at which meeting a quorum was present and acting throughout, the following were discussed and approved:

- A. Resolutions authorizing the Corporation to enter into joint ventures involving the following:
1. Development of a project located in Baguio City with an area of 1,949 sq.m.;
 2. Development of a project located in Bulacan with a total area of 715,410 sq.m.;
 3. Development of a project located in Quezon City with an area of 1,560 sq.m.;
 4. Development of a project located in Cavite with an area of 8,109 sq.m.;
 5. Development of a project located in Rizal with a total area of 68,493 sq.m.;
 6. Development of a project located in Batangas with an area of 383,069 sq.m.;
 7. Development of a project located in Palawan with a total area of 178,762 sq.m.; and
 8. Development of a project located in Negros Occidental with an area of 69,000 sq.m.
- B. Resolutions authorizing the Corporation to acquire the following:
1. Parcel of land located in Dagupan City with an area of 803 sq.m.;
 2. Parcel of land located in Cavite with an area of 8,109 sq.m.;
 3. Parcels of land located in Laguna with a total area of 62,369 sq.m.;
 4. Parcels of land located in Batangas with a total area of 524,015 sq.m.;
 5. Parcels of land located in Rizal with a total area of 29,465 sq.m.;
 6. Parcel of land located in Iloilo with an area of 99,778 sq.m.;
 7. Parcel of land located in Davao with an area of 50,000 sq.m.; and
 8. Parcel of land located in General Santos City with an area of 239,000 sq.m.

At the Special Meeting of the Board of Directors of the Corporation held on 07 February 2018 at its principal office, at which meeting a quorum was present and acting throughout, the following were discussed and approved:

- A. Resolution authorizing the Corporation to enter into a joint venture involving the development of a project located in Pangasinan with an area of 67,176.50 sq.m.;
- B. Resolution authorizing the Corporation to acquire a parcel of land located in Pangasinan with an area of 67,176.50 sq.m.

At the Special Meeting of the Board of Directors of the Corporation held on 24 April 2018 at its principal office, at which meeting a quorum was present and acting throughout, the following were discussed and approved:

- A. Resolutions authorizing the Corporation to acquire the following:
1. Parcels of land located in Bauan, Batangas with a total area of 14,870 sq.m.;
 2. Parcels of land located in Carmen, Cebu with a total area of 231,280 sq.m.;

3. Parcels of land located in Sta. Barbara, Iloilo with a total area of 70,200 sq.m.;
4. Parcel of land located in Plaridel, Bulacan with an area of 3,155.50 sq.m.;
5. Parcel of land located in San Mateo, Rizal with an area of 160,003 sq.m.;
6. Parcel of land located in Puerto Princesa, Palawan with an area of 11,058 sq.m.;
8. Parcel of land located in Davao City with an area of 50,000 sq.m.;
9. Parcel of land located in San Pascual, Batangas with an area of 26,008 sq.m.; and
10. Parcel of land located in Dasmariñas, Cavite with an area of 6,081 sq.m.

B. Resolutions authorizing the Corporation to enter into joint ventures involving the following:

1. Development of a project located in Mandaue, Cebu with an area of 317,543 sq.m.;
2. Development of a project located in Dagupan, Pangasinan with an area of 12,328 sq.m.;
3. Development of a project located in Angono, Rizal with an area of 50,532 sq.m.;
4. Development of a project located in Batangas with an area of 215,481 sq.m.; and
5. Development of a project located in Dasmariñas, Cavite with an area of 38,431 sq.m.

The following table shows the expenditures spent on development activities and its percentage to revenues:

	PROJECT EXPENDITURES	PERCENTAGE TO REVENUES
2017	6,006,070,912	163%
2016	3,938,278,074	120%
2015	1,516,058,770	48%
2014	1,472,865,907	65%
2013	1,354,380,768	102%
2012	1,260,833,129	70%
2011	798,042,139	55%
2010	464,512,282	36%
2009	470,247,597	57%

M. Properties

Real Properties

The following table provides summary information on the Registrant's land and other real properties as of 31 December 2017. Properties listed below are wholly owned and free of liens and encumbrances unless otherwise noted.

NO.	LOCATION	AREA IN SQM	LAND USE	REMARKS
1	Amang Rodriguez, Pasig City	10,156	RESIDENTIAL/ COMMERCIAL	
2	Bacolod City, Bacolod	52, 669	RESIDENTIAL/ COMMERCIAL	
3	Baguio City, Benguet	35,887	RESIDENTIAL	
4	Batangas City, Batangas	23,976	RESIDENTIAL/ COMMERCIAL	
5	Cabanatuan City	94,417	RESIDENTIAL/ COMMERCIAL	
6	Cainta, Rizal	251,856	RESIDENTIAL/ COMMERCIAL	Mall area covering 98,705 SQM was mortgaged to BDO & CHINA BANK
7	Carcar Cebu	4,547	RESIDENTIAL	
8	Cavinti, Laguna	84,980	RESIDENTIAL	
9	Cebu City, Cebu	19,263	RESIDENTIAL	
10	Consolacion, Cebu	15,923	RESIDENTIAL	
11	Dasmariñas, Cavite	24,498		
12	Davao City, Davao	197,373	RESIDENTIAL/ COMMERCIAL	
13	Dumuclay, Batangas City	71,991	RESIDENTIAL	Residential/ Commercial area covering 37,382 SQM was mortgaged to BPI & BDO
14	Fairview, Quezon City	69,543	RESIDENTIAL/ COMMERCIAL	
15	General Trias, Cavite	85,178	RESIDENTIAL	
16	Ilo-Ilo City, Ilo-Ilo	2,000	RESIDENTIAL/ COMMERCIAL	
17	Katipunan, Quezon City	2,000	RESIDENTIAL/ COMMERCIAL	
18	Lapu-Lapu City, Cebu	48,261	RESIDENTIAL/ COMMERCIAL	
19	Libis, Quezon City	11,335	RESIDENTIAL/ COMMERCIAL	
20	Rosario, Cavite	4,897	RESIDENTIAL/ COMMERCIAL	
21	Roxas Blvd, Pasay City	2,5 71	RESIDENTIAL/ COMMERCIAL	
22	Subic, Zambales	15,685	RESIDENTIAL	

NO.	LOCATION	AREA IN SQM	LAND USE	REMARKS
23	Tagaytay City, Cavite	46,288	RESIDENTIAL	
24	Tanay, Rizal	672,934	RESIDENTIAL	
25	Tanay, Rizal	45,275	RESIDENTIAL	
26	Tanuan, Batangas	7,374	RESIDENTIAL	
27	Salitran, Dasmariñas Cavite	17,346	RESIDENTIAL	
28	Imus, Cavite	34,690	RESIDENTIAL	
29	Lipa, Batangas	7,895	RESIDENTIAL	
30	San Andres, Cainta, Rizal	1,000	RESIDENTIAL	
31	Bulacnin and Inosluban, Municipality of Lipa	9,421	RESIDENTIAL	
32	Sta. Rosa, Laguna	27,500	RESIDENTIAL	
33	Barrio Canigaran, Puerto Princesa	6,358	RESIDENTIAL	
34	Brgy. Muzon, Municipality of Taytay, Province of Rizal	12,446	RESIDENTIAL	
35	Brngy. Balayong, Bauan, Batangas	28,114	RESIDENTIAL	
36	Brngy. Balayong, Bauan, Batangas	11,584	RESIDENTIAL	
37	Brngy. Balayong, Bauan, Batangas	24,788	RESIDENTIAL	
38	De La Paz, Bñan Laguna	5,162	RESIDENTIAL	
39	Brngy. Balayong, Bauan, Batangas	9,227	RESIDENTIAL	
40	Brngy. Balayong, Bauan, Batangas	15,063	RESIDENTIAL	
41	Brngy. Manghinao I Municipality of Bauan, Province of Batangas	12,909	RESIDENTIAL	
42	Brngy. Manghinao I Municipality of Bauan, Province of Batangas	9,901	RESIDENTIAL	
43	Brngy. Balayong, Bauan, Batangas	8,151	RESIDENTIAL	
44	Brngy. Balayong, Bauan, Batangas	12,497	RESIDENTIAL	
45	Brngy. Balayong, Bauan, Batangas	17,783	RESIDENTIAL	
46	Brngy. San Antonio Biñan Laguna	4,300	RESIDENTIAL	
47	Brngy. Isabang, City of Lucena, Province of Quezon	4,211	RESIDENTIAL	
48	Brngy. Balayong, Bauan, Batangas	12,105	RESIDENTIAL	
49	Brngy. Manghinao I Municipality of Bauan,	12,603	RESIDENTIAL	

NO.	LOCATION	AREA IN SQM	LAND USE	REMARKS
	Province of Batangas			
50	Brngy. Balayong, Bauan, Batangas	10,210	RESIDENTIAL	
51	Brngy. Balayong, Bauan, Batangas	9,948	RESIDENTIAL	
52	Bo. Of San Juan, Taytay, Rizal	1,293	RESIDENTIAL	
53	Bo. Of San Juan, Taytay, Rizal	893	RESIDENTIAL	
54	Bo. Of San Juan, Taytay, Rizal	893	RESIDENTIAL	
55	Bo. Of San Juan, Taytay, Rizal	893	RESIDENTIAL	
56	Brngy. Manghinao I Municipality of Bauan, Province of Batangas	8,282	RESIDENTIAL	
57	Barrio Pulo, Pasig City	257	RESIDENTIAL	
58	Brngy. Balayong, Bauan, Batangas	6,638	RESIDENTIAL	
59	Brngy. Balayong, Bauan, Batangas	6,205	RESIDENTIAL	
60	Brngy. Balayong, Bauan, Batangas	5,588	RESIDENTIAL	
61	Bo. Of San Juan, Taytay, Rizal	893	RESIDENTIAL	
62	Bo. Of San Juan, Taytay, Rizal	893	RESIDENTIAL	
63	Brgy. San Antonio, Municipality of Biñan, Province of Laguna	2,000	RESIDENTIAL	
64	Brngy. Manghinao I Municipality of Bauan, Province of Batangas	2,807	RESIDENTIAL	
65	Brngy. Manghinao I Municipality of Bauan, Province of Batangas	2,801	RESIDENTIAL	
66	Brngy. Manghinao I Municipality of Bauan, Province of Batangas	2,801	RESIDENTIAL	
67	Bo. Of San Juan, Taytay, Rizal	893	RESIDENTIAL	
68	Bo. Of San Juan, Taytay, Rizal	893	RESIDENTIAL	
69	Brngy. Pag-asa (Tayuman) Municipality of Binangonan, Province of Rizal	208	RESIDENTIAL	
70	Sta. Ana, Taytay	5,411	RESIDENTIAL	
71	Leonard Wood Road, Baguio City.	9,822	RESIDENTIAL	

NO.	LOCATION	AREA IN SQM	LAND USE	REMARKS
72	Brgy. San Roque, Zamboanga City	287,377	RESIDENTIAL	
73	Brgy. Pansin, Alfonso, Cavite	22,241	RESIDENTIAL	
74	Barangay Bolbok, Batangas City, Island of Luzon	9,316	RESIDENTIAL	
75	Sta. Barbara, Iloilo	4,053	RESIDENTIAL	
76	Brgy Dumoclay, Batangas City	32,313	RESIDENTIAL	
77	Brgy. Manghinao I Municipality of Bauan, Province of Batangas	6,610	RESIDENTIAL	
78	Brgy. Balayong, Municipality of Bauan, Province of Batangas	7,897	RESIDENTIAL	
79	Brgy. Balayong, Municipality of Bauan, Province of Batangas	9,039	RESIDENTIAL	
80	Brgy. Balayong, Municipality of Bauan, Province of Batangas	7,519	RESIDENTIAL	
81	Brgy. Mataas na Lupa, San Pascual, Batangas	26,008	RESIDENTIAL	
82	Brgy. Mataas na Lupa, Municipality of San Pascual	21,765	RESIDENTIAL	
83	Brgy. Balayong, Bauan, Batangas	28,153	RESIDENTIAL	
84	Barrio of Inosluban, Lipa City, Batangas	27,752	RESIDENTIAL	
85	Biñan, Laguna	14,302	RESIDENTIAL	
86	San Pascual, Batangas	555	RESIDENTIAL	
87	San Pascual, Batangas	12,600	RESIDENTIAL	
88	San Pascual, Batangas	453	RESIDENTIAL	
89	Brgy. Manghinao 1, Bauan Batangas	18,497	RESIDENTIAL	
90	Brgy. Balayong Bauan Batangas	22,320	RESIDENTIAL	
91	Bo. of Inosluban, Municipality of Lipa	18,257	RESIDENTIAL	
92	Municipality of Antipolo, Province of Rizal	3,892	RESIDENTIAL	
93	Brgy. Balayong, Bauan, Batangas	18,260	RESIDENTIAL	
94	Brgy. Balayong, Bauan, Batangas	9,209	RESIDENTIAL	
95	Brgy. Balayong, Bauan, Batangas	6,679	RESIDENTIAL	
96	Brgy. Balayong, Bauan, Batangas	8,410	RESIDENTIAL	
97	Brgy. Balayong, Bauan,	6,563	RESIDENTIAL	

NO.	LOCATION	AREA IN SQM	LAND USE	REMARKS
	Batangas			
98	Biñan Laguna	10,322	RESIDENTIAL	
99	Brgy. Manghinao I Municipality of Bauan, Province of Batangas	13,515	RESIDENTIAL	
100	Brgy. Balayong, Bauan, Batangas	13,464	RESIDENTIAL	
101	Brgy. Balayong, Bauan, Batangas	13,377	RESIDENTIAL	
102	Brgy. Manghinao I Municipality of Bauan, Province of Batangas	11,759	RESIDENTIAL	
103	Brgy. Manghinao I Municipality of Bauan, Province of Batangas	9,472	RESIDENTIAL	
104	Brgy. Balayong, Bauan, Batangas	9,523	RESIDENTIAL	
105	Brgy. Manghinao I Municipality of Bauan, Province of Batangas	8,898	RESIDENTIAL	
106	Brgy. Manghinao I Municipality of Bauan, Province of Batangas	8,606	RESIDENTIAL	
107	Canlalay, Municipality of Biñan, Province of Laguna	2,609	RESIDENTIAL	
108	Brgy. Manghinao I, Municipality of Bauan, Province of Batangas	7,723	RESIDENTIAL	
109	Barrio Canlalay, Biñan Labuna	3,913	RESIDENTIAL	
110	Brgy. Manghinao I, Municipality of Bauan, Province of Batangas	7,480	RESIDENTIAL	
111	Brgy. Balayong, Bauan, Batangas	7,950	RESIDENTIAL	
112	Brgy. Balayong, Bauan, Batangas	7,073	RESIDENTIAL	
113	Brgy. Balayong, Bauan, Batangas	6,082	RESIDENTIAL	
114	Brgy. Balayong, Bauan, Batangas	5,868	RESIDENTIAL	
115	Barrio Mayamot, Anitpolo Rizal	1,180	RESIDENTIAL	
116	Brgy. Balayong, Bauan, Batangas	5,993	RESIDENTIAL	
117	Barrio of Mayamot, antipolo Rizal	1,000	RESIDENTIAL	
118	Brgy. Balayong, Bauan, Batangas	4,547	RESIDENTIAL	

NO.	LOCATION	AREA IN SQM	LAND USE	REMARKS
119	Bo. Manghinao I, Bauan, Batangas	510	RESIDENTIAL	
120	Brgy. Balayong, Bauan, Batangas	2,812	RESIDENTIAL	
121	Brgy. Balayong, Bauan, Batangas	2,615	RESIDENTIAL	
122	Brgy. Balayong, Bauan, Batangas	2,535	RESIDENTIAL	
123	Olango, Calamba, Laguna	42,954	RESIDENTIAL / COMMERCIAL	
124	Olango, Calamba, Laguna	29,922	RESIDENTIAL / COMMERCIAL	
125	Olango, Calamba, Laguna	14,269	RESIDENTIAL / COMMERCIAL	
126	Olango, Calamba, Laguna	7,134	RESIDENTIAL / COMMERCIAL	
127	Olango, Calamba, Laguna	56,338	RESIDENTIAL / COMMERCIAL	
128	Olango, Calamba, Laguna	13,312	RESIDENTIAL / COMMERCIAL	
129	Olango, Calamba, Laguna	13,312	RESIDENTIAL / COMMERCIAL	
130	Olango, Calamba, Laguna	16,787	RESIDENTIAL / COMMERCIAL	
131	Olango, Calamba, Laguna	13,312	RESIDENTIAL / COMMERCIAL	
132	Olango, Calamba, Laguna	29,922	RESIDENTIAL / COMMERCIAL	
133	Olango, Calamba, Laguna	9,625	RESIDENTIAL / COMMERCIAL	
134	Olango, Calamba, Laguna	9,625	RESIDENTIAL / COMMERCIAL	
135	Olango, Calamba, Laguna	10,872	RESIDENTIAL / COMMERCIAL	
136	Olango, Calamba, Laguna	9,626	RESIDENTIAL / COMMERCIAL	
137	Olango, Calamba, Laguna	9,625	RESIDENTIAL / COMMERCIAL	
138	Olango, Calamba, Laguna	9,625	RESIDENTIAL / COMMERCIAL	
139	Olango, Calamba, Laguna	13,313	RESIDENTIAL / COMMERCIAL	
140	Olango, Calamba, Laguna	6,584	RESIDENTIAL / COMMERCIAL	
141	Olango, Calamba, Laguna	6,585	RESIDENTIAL / COMMERCIAL	
142	Olango, Calamba, Laguna	3,292	RESIDENTIAL / COMMERCIAL	
143	Barrio Salitran, Municipality	46,739	RESIDENTIAL	

NO.	LOCATION	AREA IN SQM	LAND USE	REMARKS
	of Dasmariñas, Province of Cavite			
144	Brgy. Balayong, Municipality of Bauan, Province of Batangas	29,170	RESIDENTIAL / COMMERCIAL	
145	Leonard Wood Road, Baguio City	9,822	RESIDENTIAL	
146	Brgy. Communal Davao City	24,578	RESIDENTIAL	
147	Brgy. Balayong Bauan, Batangas	5,697	RESIDENTIAL / COMMERCIAL	
148	Brgy. Balayong Bauan, Batangas	10,927	RESIDENTIAL / COMMERCIAL	
149	Brgy. Balayong Bauan, Batangas	8,752	RESIDENTIAL / COMMERCIAL	
150	Brgy. Balayong Bauan, Batangas	10,180	RESIDENTIAL / COMMERCIAL	
151	Brgy. Balayong Bauan, Batangas	12,904	RESIDENTIAL / COMMERCIAL	
152	Province of Cavite	34,382	RESIDENTIAL / COMMERCIAL	
153	Brgy. Sta. Lourdes, Puerto Princesa, Palawan	3,721	RESIDENTIAL	
154	Brgy. Balayong Bauan, Batangas	14,444	RESIDENTIAL	
155	Sta. Barbara, Province of Iloilo	8,527	RESIDENTIAL	
156	Brgy. Balayong Bauan, Batangas	13,634	RESIDENTIAL / COMMERCIAL	
157	Brgy. Balayong Bauan, Batangas	12,774	RESIDENTIAL / COMMERCIAL	
158	Brgy. Balayong Bauan, Batangas	11,191	RESIDENTIAL / COMMERCIAL	
159	Brgy. Balayong Bauan, Batangas	10,684	RESIDENTIAL / COMMERCIAL	
160	Brgy. Pag-asa, Binangonan, Rizal	3,115	RESIDENTIAL	
161	Brgy. Pag-asa, Binangonan, Rizal	1,498	RESIDENTIAL	
162	Brgy. Balayong Bauan, Batangas	9,531	RESIDENTIAL / COMMERCIAL	
163	Brgy. Balayong Bauan, Batangas	7,691	RESIDENTIAL / COMMERCIAL	
164	Brgy. Balayong Bauan, Batangas	6,449	RESIDENTIAL / COMMERCIAL	
165	Brgy. Balayong Bauan, Batangas	3,176	RESIDENTIAL	
166	Brgy. Balayong Bauan, Batangas	2,135	RESIDENTIAL / COMMERCIAL	
167	Sta. Barbara, Province of	28,952	RESIDENTIAL	

NO.	LOCATION	AREA IN SQM	LAND USE	REMARKS
	Iloilo			
168	Brgy. Balayong, Municipality of Bauan, Province of Batangas	31,254	RESIDENTIAL / COMMERCIAL	
169	Brgy. Balayong Bauan, Batangas	4,759	RESIDENTIAL / COMMERCIAL	
170	Brgy. Balayong Bauan, Batangas	14,558	RESIDENTIAL / COMMERCIAL	
171	Municipality of Sta. Rosa, Province of Laguna	8,000	RESIDENTIAL	
172	Brgy. Balayong, Municipality of Bauan, Batangas	15,539	RESIDENTIAL / COMMERCIAL	
173	Barrio Kingot, Municipality of Digos, Davao Del Sur	22,991	RESIDENTIAL	
174	Brgy. Communal Davao City	10,241	RESIDENTIAL	
175	Brgy. Balayong, Municipality of Bauan, Province of Batangas	12,933	RESIDENTIAL / COMMERCIAL	
176	Brgy. Balayong, Bauan Batangas	6,278	RESIDENTIAL / COMMERCIAL	
177	Brgy. Balayong, Bauan Batangas	5,649	RESIDENTIAL / COMMERCIAL	
178	Brgy. Balayong, Bauan Batangas	4,751	RESIDENTIAL / COMMERCIAL	
		3,789,429		

V. MARKET FOR REGISTRANT'S COMMON EQUITY AND RELATED STOCKHOLDER MATTERS

A. Market Information

The principal market of the common equity of the Registrant is the PSE. Provided below is a table indicating the high and low sale prices of the common equity of the Registrant in the Philippine Stock Exchange for each quarter within the last three fiscal years:

2018 (Interim Period)

	1st Quarter Date/Price	2nd Quarter Date/Price	3rd Quarter Date/Price	4th Quarter Date/Price
HIGH	19 Jan./P1.06	N/A	N/A	N/A
LOW	26 Mar./P0.98	N/A	N/A	N/A

2017

	1st Quarter Date/Price	2nd Quarter Date/Price	3rd Quarter Date/Price	4th Quarter Date/Price
HIGH	06 Jan./P1.14	08 Jun/P1.11	10 Jul./P1.08	03 Oct./P1.08
LOW	31 Mar./P0.96	25 May/P0.96	23 Aug./P0.99	19 Dec./P1.00

2016

	1st Quarter Date/Price	2nd Quarter Date/Price	3rd Quarter Date/Price	4th Quarter Date/Price
HIGH	28Mar./P.93	08 Jun/P.94	05 Sep./P1.21	01 Dec./P1.26
LOW	01 Feb./P.74	05 May/P0.85	01 Jul/P.81	23 Nov./P0.95

Price Information as of the latest practicable trading date:

As of 09 May 2018, the Registrant's shares stood at closing price of P1.14.

B. Holders

Based on the 31 March 2018 List of Stockholders prepared by the Registrant's Stock and Transfer Agent, PROFESSIONAL STOCK TRANSFER, INC., the Registrant has two hundred sixty six (266) shareholders of common shares, of which the top 20 shareholders are as follows:

TOP TWENTY STOCKHOLDERS As of 31 March 2018

RANK	NAME	CTZN	TOTAL SHARES	PERCENTAGE (%)
1	STA. LUCIA REALTY & DEVELOPMENT, INC.	FILIPINO	7,451,005,767	82.3639
2	PCD NOMINEE CORPORATION	FILIPINO / OTHERS	1,567,135,607	17.3232
3	LUGOD, BERNARD D.	FILIPINO	10,000,000	0.1105
4	DELA CRUZ, THOMAS EDWIN M.	FILIPINO	10,000,000	0.1105
5	CITISECURITIES, INC.	FILIPINO	3,250,000	0.0359
6	EBE CAPITAL HOLDINGS, INC.	FILIPINO	1,535,000	0.0170
7	ROBLES, EMEQUIEL	FILIPINO	712,500	0.0079
8	SANTOS, VICENTE	FILIPINO	712,494	0.0079
9	LIMTONG, JULIE H.	FILIPINO	400,000	0.0044
10	FRANCISCO ORTIGAS SEC., INC.	FILIPINO	365,000	0.0040
11	TAN, PEDRO O.	FILIPINO	278,050	0.0031
12	ASA COLOR & CHEMICAL INDUSTRIES, INC.	FILIPINO	182,774	0.0020
13	G & L SECURITIES CO., INC.	FILIPINO	70,000	0.0008
14	VALDEZ, AMBROSIO &/OR FELISA VALDEZ	FILIPINO	50,000	0.0006
15	LIMTONG, ANTHONY FRANCIS H.	FILIPINO	40,000	0.0004
16	LIMTONG, GAIL MAUREEN H.	FILIPINO	40,000	0.0004
17	LIMTONG, HARRY JAMES H.	FILIPINO	40,000	0.0004
18	LIMTONG, JOHN PATRICK H.	FILIPINO	40,000	0.0004
19	LIMTONG, JULIE ANN KRISHA H.	FILIPINO	40,000	0.0004
20	SUN HUNG KAJ SECURITIES (PHILS.), INC.	FILIPINO	30,000	0.0003

Total Outstanding Shares – 8,946,450,000

C. Foreign Equity

Foreign equity is held by a sole stockholder, PCD Nominee Corp. - Non-Filipino, which owns Three Million Eighteen Thousand One (3,018,001) common shares of stock as of 30 April 2018.

D. Dividends

No cash dividends were declared for the year 2017 and 2016. The payment of dividends in the future will depend upon the earnings, cash flow, project expenditures and financial condition of the Registrant and other considerations.

Cash and property dividends, if any, are subject to approval by the Registrant's Board of Directors and stockholders. Property dividends are likewise subject to the approval of the SEC and PSE.

E. Recent Sale of Unregistered Securities

None

VI. COMPLIANCE WITH CORPORATE GOVERNANCE PRACTICES

The Registrant has complied, and will continue to comply, with the leading practices and principles on good corporate governance, as set forth in the Registrant's Manual on Corporate Governance in compliance with SEC Memorandum Circular No. 2, Series of 2009.

The Annual Report on SEC Form 17-A of the Registrant shall be made available, without charge, upon a written request addressed to:

DAVID M. DELA CRUZ
Penthouse, Building 3, Sta. Lucia Mall
Marcos Highway corner Imelda Avenue
Cainta, Rizal

However, the Management of the Registrant reserves the right to charge reasonable fees for providing exhibits attached to the Registrant's SEC Form 17-A.

COVER SHEET

for AUDITED FINANCIAL STATEMENTS

SEC Registration Number

0 0 0 3 1 0 5 0

COMPANY NAME

S T A . L U C I A L A N D , I N C . A N D S U B S
I D I A R I E S

PRINCIPAL OFFICE (No. / Street / Barangay / City / Town / Province)

P e n t h o u s e B l d g . 3 , S t a . L u c i a
M a l l , M a r c o s H i g h w a y c o r . I m e l
d a A v e n u e , C a i n t a , R i z a l

Form Type

A A F S

Department requiring the report

S E C

Secondary License Type, If Applicable

N / A

COMPANY INFORMATION

Company's Email Address

info@stalucialand.com.ph

Company's Telephone Number

682-7711

Mobile Number

N/A

No. of Stockholders

264

Annual Meeting (Month / Day)

Third Friday of June

Fiscal Year (Month / Day)

12/31

CONTACT PERSON INFORMATION

The designated contact person **MUST** be an Officer of the Corporation

Name of Contact Person

David M. Dela Cruz

Email Address

dmdelacruz@stalucialand.com.ph

Telephone Number/s

681-7322

Mobile Number

N/A

CONTACT PERSON'S ADDRESS

Penthouse, Bldg. 3, Sta. Lucia East Grand Mall, Marcos Highway cor. Imelda Avenue, Cainta, Rizal

NOTE 1: In case of death, resignation or cessation of office of the officer designated as contact person, such incident shall be reported to the Commission within thirty (30) calendar days from the occurrence thereof with information and complete contact details of the new contact person designated.

2: All Boxes must be properly and completely filled-up. Failure to do so shall cause the delay in updating the corporation's records with the Commission and/or non-receipt of Notice of Deficiencies. Further, non-receipt of Notice of Deficiencies shall not excuse the corporation from liability for its deficiencies.





STATEMENT OF MANAGEMENT'S RESPONSIBILITY FOR FINANCIAL STATEMENTS

The management of Sta. Lucia Land, Inc. (the Company) is responsible for the preparation and fair presentation of the financial statements including the schedules attached therein, for the year ended December 31, 2017, in accordance with the prescribed financial reporting framework indicated therein, and for such internal control as management determines is necessary to enable the preparation of financial statements that are free from material misstatement, whether due to fraud or error.

In preparing the financial statements, management is responsible for assessing the Company's ability to continue as a going concern, disclosing, as applicable matters related to going concern and using the going concern basis of accounting unless management either intends to liquidate the Company or to cease operations, or has no realistic alternative but to do so.

The Board of Directors is responsible for overseeing the Company's financial reporting process.

The Board of Directors reviews and approves the financial statements including the schedules attached therein, and submits the same to the stockholders.

SyCip Gorres Velayo & Co., the independent auditor appointed by the stockholders, has audited the financial statements of the company in accordance with Philippine Standards on Auditing, and in its report to the stockholders, has expressed its opinion on the fairness of presentation upon completion of such audit

Vicente R. Santos,
Chairman of the Board

Exequiel D. Robles,
President & Chief Executive Officer

David M. Dela Cruz
EVP - Chief Financial Officer

MANDALUYONG CITY

Signed this 11th day of April 2018

16 APR 20

SUBSCRIBED AND SWORN to before me, this ____ day of April 2018, affiant exhibiting to me their community tax certificates.

Doc. No. 146
Page No. 30
Book No. III
Series of 2018

JERRY B. DELA CRUZ
Notary Public for Mandaluyong City,
Until 21 December 2019
Appointment No. 0257-12
Roll Number 47018
JSP No. 019520/0214-07/RSM
PTR No. 3391801/01.02.18/Mandaluyong
MCLE Compliance No. V-0009664/06.13.15
G/F State Center II Bldg.
Ortigas Avenue, Mandaluyong City

INDEPENDENT AUDITOR'S REPORT

The Board of Directors and Stockholders
Sta. Lucia Land, Inc. and Subsidiaries

Opinion

We have audited the consolidated financial statements of Sta. Lucia Land, Inc. and its subsidiaries (the Group), which comprise the consolidated statements of financial position as at December 31, 2017 and 2016, and the consolidated statements of comprehensive income, consolidated statements of changes in equity and consolidated statements of cash flows for each of the three years in the period ended December 31, 2017, and notes to the consolidated financial statements, including a summary of significant accounting policies.

In our opinion, the accompanying consolidated financial statements present fairly, in all material respects, the consolidated financial position of the Group as at December 31, 2017 and 2016, and its consolidated financial performance and its consolidated cash flows for each of the three years in the period ended December 31, 2017 in accordance with Philippine Financial Reporting Standards (PFRSS).

Basis for Opinion

We conducted our audits in accordance with Philippine Standards on Auditing (PSAs). Our responsibilities under those standards are further described in the *Auditor's Responsibilities for the Audit of the Consolidated Financial Statements* section of our report. We are independent of the Group in accordance with the Code of Ethics for Professional Accountants in the Philippines (Code of Ethics) together with the ethical requirements that are relevant to our audit of the consolidated financial statements in the Philippines, and we have fulfilled our other ethical responsibilities in accordance with these requirements and the Code of Ethics. We believe that the audit evidence we have obtained is sufficient and appropriate to provide a basis for our opinion.

Key Audit Matters

Key audit matters are those matters that, in our professional judgment, were of most significance in our audit of the consolidated financial statements of the current period. These matters were addressed in the context of our audit of the consolidated financial statements as a whole, and in forming our opinion thereon, and we do not provide a separate opinion on these matters. For each matter below, our description of how our audit addressed the matter is provided in that context.

We have fulfilled the responsibilities described in the *Auditor's Responsibilities for the Audit of the Consolidated Financial Statements* section of our report, including in relation to these matters. Accordingly, our audit included the performance of procedures designed to respond to our assessment of the risks of material misstatement of the consolidated financial statements. The results of our audit procedures, including the procedures performed to address the matters below, provide the basis for our audit opinion on the accompanying consolidated financial statements.

Recognition of real estate revenue and costs

The Group's real estate revenue and cost accounts for 57.15% of total consolidated revenue and 59.54% of the total consolidated cost of sales for the year ended December 31, 2017, respectively. The Group applies the percentage of completion (POC) method in determining real estate revenue and cost. The POC is based on the physical proportion of work and the cost of sales is determined based on the estimated project development costs applied with the respective project's POC. The estimation of the total cost of the real estate project is complex and requires technical inputs by management's specialists (project development engineers). In addition, the Group requires a certain percentage of buyer's payments of total selling price (buyer's equity), to be collected as one of the criteria in order to initiate revenue recognition. Upon reaching this level of collection, management assesses that it is probable that economic benefits will flow to the Group because of the buyer's continuing commitment with the sales agreement. The assessment of the stage of completion and level of buyer's equity involves significant management judgment.

Refer to Notes 2 and 3 for the relevant accounting policies and discussions of significant estimates.

Audit response

We obtained an understanding of the Group's processes for determining the percentage of completion (POC) rates, and performed tests of the relevant controls of the processes for revenue recognition and cost accumulation. We obtained the Group's project database for the list of all existing and newly developed and newly launched projects for the year, including the projects' respective project accomplishment reports (PARs). The project accomplishment reports show the completion of the projects to date. We assessed the competence, capabilities and objectivity of the project development engineers by reference to their qualifications, experience and reporting responsibilities. For newly developed and on-going projects, we conducted an ocular inspection of the project sites, made relevant inquiries with the project development engineers. We performed a test computation of the POC calculation performed by the project engineers using the approved project budget. We took into consideration the management's criteria for revenue recognition, in which we performed test computation of the percentage of collection and obtained the license to sell (LTS) of the projects. We evaluated management's basis of the buyer's equity by comparing this to the historical analysis of sales collections from buyers with accumulated payments above the collection threshold. We traced the analysis to supporting documents such as the official receipt of full down payment, buyer's ledger and contract to sell (CTS).

Other Information

Management is responsible for the other information. The other information comprises the information included in the SEC Form 20-IS (Definitive Information Statement), SEC Form 17-A and Annual Report for the year ended December 31, 2017, but does not include the consolidated financial statements and our auditor's report thereon. The SEC Form 20-IS (Definitive Information Statement), SEC Form 17-A and Annual Report for the year ended December 31, 2017 are expected to be made available to us after the date of this auditor's report.

Our opinion on the consolidated financial statements does not cover the other information and we will not express any form of assurance conclusion thereon.

In connection with our audits of the consolidated financial statements, our responsibility is to read the other information identified above when it becomes available and, in doing so, consider whether the other information is materially inconsistent with the consolidated financial statements or our knowledge obtained in the audits, or otherwise appears to be materially misstated.

Responsibilities of Management and Those Charged with Governance for the Consolidated Financial Statements

Management is responsible for the preparation and fair presentation of the consolidated financial statements in accordance with PFRSs, and for such internal control as management determines is necessary to enable the preparation of consolidated financial statements that are free from material misstatement, whether due to fraud or error.

In preparing the consolidated financial statements, management is responsible for assessing the Group's ability to continue as a going concern, disclosing, as applicable, matters related to going concern and using the going concern basis of accounting unless management either intends to liquidate the Group or to cease operations, or has no realistic alternative but to do so.

Those charged with governance are responsible for overseeing the Group's financial reporting process.

Auditor's Responsibilities for the Audit of the Consolidated Financial Statements

Our objectives are to obtain reasonable assurance about whether the consolidated financial statements as a whole are free from material misstatement, whether due to fraud or error, and to issue an auditor's report that includes our opinion. Reasonable assurance is a high level of assurance, but is not a guarantee that an audit conducted in accordance with PSAs will always detect a material misstatement when it exists. Misstatements can arise from fraud or error and are considered material if, individually or in the aggregate, they could reasonably be expected to influence the economic decisions of users taken on the basis of these consolidated financial statements.

As part of an audit in accordance with PSAs, we exercise professional judgment and maintain professional skepticism throughout the audit. We also:

- Identify and assess the risks of material misstatement of the consolidated financial statements, whether due to fraud or error, design and perform audit procedures responsive to those risks, and obtain audit evidence that is sufficient and appropriate to provide a basis for our opinion. The risk of not detecting a material misstatement resulting from fraud is higher than for one resulting from error, as fraud may involve collusion, forgery, intentional omissions, misrepresentations, or the override of internal control.
- Obtain an understanding of internal control relevant to the audit in order to design audit procedures that are appropriate in the circumstances, but not for the purpose of expressing an opinion on the effectiveness of the Group's internal control.
- Evaluate the appropriateness of accounting policies used and the reasonableness of accounting estimates and related disclosures made by management.
- Conclude on the appropriateness of management's use of the going concern basis of accounting and, based on the audit evidence obtained, whether a material uncertainty exists related to events or conditions that may cast significant doubt on the Group's ability to continue as a going concern. If we conclude that a material uncertainty exists, we are required to draw attention in our auditor's report to the related disclosures in the consolidated financial statements or, if such disclosures are inadequate, to modify our opinion. Our conclusions are based on the audit evidence obtained up to the date of our auditor's report. However, future events or conditions may cause the Group to cease to continue as a going concern.
- Evaluate the overall presentation, structure and content of the consolidated financial statements, including the disclosures, and whether the consolidated financial statements represent the underlying transactions and events in a manner that achieves fair presentation.
- Obtain sufficient appropriate audit evidence regarding the financial information of the entities or business activities within the Group to express an opinion on the consolidated financial statements. We are responsible for the direction, supervision and performance of the audit. We remain solely responsible for our audit opinion.

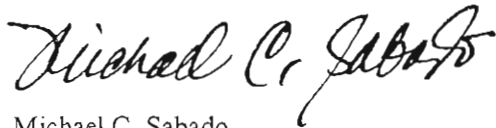
We communicate with those charged with governance regarding, among other matters, the planned scope and timing of the audit and significant audit findings, including any significant deficiencies in internal control that we identify during our audit.

We also provide those charged with governance with a statement that we have complied with relevant ethical requirements regarding independence, and to communicate with them all relationships and other matters that may reasonably be thought to bear on our independence, and where applicable, related safeguards.

From the matters communicated with those charged with governance, we determine those matters that were of most significance in the audit of the consolidated financial statements of the current period and are therefore the key audit matters. We describe these matters in our auditor's report unless law or regulation precludes public disclosure about the matter or when, in extremely rare circumstances, we determine that a matter should not be communicated in our report because the adverse consequences of doing so would reasonably be expected to outweigh the public interest benefits of such communication.

The engagement partner on the audit resulting in this independent auditor's report is Michael C. Sabado.

SYCIP GORRES VELAYO & CO.



Michael C. Sabado

Partner

CPA Certificate No. 89336

SEC Accreditation No. 0664-AR-3 (Group A),
March 16, 2017, valid until March 15, 2020

Tax Identification No. 160-302-865

BIR Accreditation No. 08-001998-73-2018,
February 26, 2018, valid until February 25, 2021

PTR No. 6621321, January 9, 2018, Makati City

April 16, 2018



SyCip Gorres Velayo & Co.
6760 Ayala Avenue
1226 Makati City
Philippines

Tel: (632) 891 0307
Fax: (632) 819 0872
ey.com/ph

BOA/PRC Reg. No. 0001,
December 14, 2015, valid until December 31, 2018
SEC Accreditation No. 0012-FR-4 (Group A),
November 10, 2015, valid until November 9, 2018

INDEPENDENT AUDITOR'S REPORT ON SUPPLEMENTARY SCHEDULES

The Stockholders and the Board of Directors
Sta. Lucia Land, Inc. and Subsidiaries
Penthouse Bldg. 3, Sta. Lucia Mall
Marcos Highway cor. Imelda Avenue
Cainta, Rizal

We have audited in accordance with Philippine Standards on Auditing the accompanying consolidated financial statements of Sta. Lucia Land, Inc. and its subsidiaries (the Group) as at December 31, 2017 and 2016 and for each of the three years in the period ended December 31, 2017 and have issued our report thereon dated April 16, 2018. Our audits were made for the purpose of forming an opinion on the basic consolidated financial statements taken as a whole. The schedules listed in the Index to Consolidated Financial Statements and Supplementary Schedules are the responsibility of the management of Sta. Lucia Land, Inc. and its subsidiaries. These schedules are presented for purposes of complying with the Securities Regulation Code Rule No. 68, As Amended (2011) and are not part of the basic consolidated financial statements. The schedules have been subjected to the auditing procedures applied in the audit of the basic consolidated financial statements. In our opinion, the information are fairly stated in all material respects in relation to the consolidated financial statements taken as a whole.

SYCIP GORRES VELAYO & CO.

Michael C. Sabado
Partner
CPA Certificate No. 89336
SEC Accreditation No. 0664-AR-3 (Group A),
March 16, 2017, valid until March 15, 2020
Tax Identification No. 160-302-865
BIR Accreditation No. 08-001998-73-2018,
February 26, 2018, valid until February 25, 2021
PTR No. 6621321, January 9, 2018, Makati City

April 16, 2018



STA. LUCIA LAND, INC. AND SUBSIDIARIES
CONSOLIDATED STATEMENTS OF FINANCIAL POSITION

	December 31	
	2017	2016
ASSETS		
Current Assets		
Cash (Notes 4 and 25)	₱626,239,307	₱140,450,437
Receivables (Notes 5, 18 and 25)	2,686,837,726	2,519,501,079
Real estate inventories (Note 6)	16,027,804,597	11,952,808,030
Other current assets (Note 7)	2,839,921,958	2,493,446,377
Total Current Assets	22,180,803,588	17,106,205,923
Noncurrent Assets		
Installment contracts receivables - net of current portion (Notes 5 and 25)	1,499,767,330	934,329,138
Investment properties (Note 9)	5,157,615,826	5,152,847,765
Property and equipment (Note 10)	55,746,018	63,332,909
Available-for-sale financial assets (Notes 8 and 25)	878,032,737	844,162,860
Other noncurrent assets	35,047,737	24,432,503
Total Noncurrent Assets	7,626,209,648	7,019,105,175
	₱29,807,013,236	₱24,125,311,098
LIABILITIES AND EQUITY		
Current Liabilities		
Accounts and other payables (Notes 11, 18 and 25)	₱2,992,200,850	₱2,800,006,747
Short-term debt (Notes 13 and 25)	5,475,000,000	2,395,561,865
Customers' deposits (Note 12)	1,223,413,496	908,656,284
Income tax payable	46,184,278	78,905,003
Total Current Liabilities	9,736,798,624	6,183,129,899
Noncurrent Liabilities		
Long-term debt (Notes 13 and 25)	5,039,663,054	3,934,916,004
Pension liabilities (Note 19)	2,154,455	3,678,338
Deferred tax liabilities - net (Note 23)	718,442,303	537,619,732
Total Noncurrent Liabilities	5,760,259,812	4,476,214,074
Total Liabilities	15,497,058,436	10,659,343,973
Equity		
Capital stock (Note 14)	10,796,450,000	10,796,450,000
Additional paid-in capital (Note 14)	330,004,284	330,004,284
Retained earnings	3,461,949,860	2,644,298,608
Treasury shares (Notes 1 and 14)	(740,000,000)	(740,000,000)
Unrealized gain on fair value of available-for-sale financial assets (Note 8)	461,764,331	435,787,892
Remeasurement losses on pension liabilities (Note 19)	(213,675)	(573,659)
Total Equity	14,309,954,800	13,465,967,125
	₱29,807,013,236	₱24,125,311,098

See accompanying Notes to Consolidated Financial Statements.



STA. LUCIA LAND, INC. AND SUBSIDIARIES
CONSOLIDATED STATEMENTS OF COMPREHENSIVE INCOME

	Years Ended December 31		
	2017	2016	2015
REVENUE			
Real estate sales (Notes 3, 20 and 21)	₱2,108,492,387	₱1,889,582,634	₱1,680,680,817
Rental income (Notes 9, 18 and 22)	1,026,099,885	852,490,997	984,445,801
Interest income (Notes 4, 5 and 15)	160,047,822	139,513,712	125,433,255
Commission income (Note 18)	109,263,232	105,239,098	99,165,403
Construction income	1,612,700	25,591,746	9,404,488
Dividend income (Note 8)	7,157,683	7,157,683	7,157,683
Others (Note 16)	276,625,704	273,352,497	198,071,752
	3,689,299,413	3,292,928,367	3,104,359,199
COSTS OF SALES AND SERVICES			
Cost of real estate sales (Notes 6, 20 and 21)	860,882,958	946,430,049	799,986,609
Cost of rental income (Notes 9 and 16)	583,993,393	581,212,249	594,663,528
Cost of construction	943,899	16,378,994	5,980,313
	1,445,820,250	1,544,021,292	1,400,630,450
SELLING AND ADMINISTRATIVE EXPENSES			
Commissions	243,968,182	278,861,526	302,729,338
Taxes, licenses and fees	98,388,080	100,385,982	53,699,902
Salaries and wages and other benefits (Note 19)	64,083,755	55,644,323	55,468,201
Advertising	56,336,866	50,979,006	54,938,303
Professional fees	31,402,473	20,828,646	29,229,060
Utilities	21,894,451	13,684,987	13,884,181
Depreciation and amortization (Note 10)	19,825,280	20,017,865	11,735,945
Representation	19,713,990	11,320,093	22,599,775
Repairs and maintenance	17,045,872	30,196,053	4,347,920
Provision for doubtful accounts (Note 5)	2,550,308	2,911,115	3,658,747
Miscellaneous	49,608,318	42,031,393	41,308,319
	624,817,575	626,860,989	593,599,691
INTEREST EXPENSE (Notes 13 and 17)	487,638,932	290,365,003	136,680,717
INCOME BEFORE INCOME TAX	1,131,022,656	831,681,083	973,448,341
PROVISION FOR INCOME TAX (Note 23)	313,371,404	101,302,394	297,288,115
NET INCOME	817,651,252	730,378,689	676,160,226
OTHER COMPREHENSIVE INCOME (LOSS)			
Other comprehensive income (loss) to be reclassified to profit or loss in subsequent periods			
Unrealized gains (losses) on fair value of available-for-sale financial assets (Note 8)	25,976,439	36,479,202	(7,249,427)
Other comprehensive income (loss) not to be reclassified to profit or loss in subsequent periods			
Remeasurement gains (losses) on pension liabilities - net of tax (Note 19)	359,984	(597,166)	560,955
	26,336,423	35,882,036	(6,688,472)
TOTAL COMPREHENSIVE INCOME	₱843,987,675	₱766,260,725	₱669,471,754
Basic/Diluted Earnings Per Share (Note 24)	₱0.091	₱0.082	₱0.079

See accompanying Notes to Consolidated Financial Statements.



STA. LUCIA LAND, INC. AND SUBSIDIARIES
CONSOLIDATED STATEMENTS OF CHANGES IN EQUITY

	Capital stock (Note 14)	Additional paid-in capital (Note 14)	Treasury stock (Note 14)	Retained earnings	Unrealized gains (losses) on fair value of available-for-sale financial assets (Note 8)	Remeasurement gains (losses) on pension liabilities - net of tax (Note 19)	Total
				For the Year Ended December 31, 2017			
Balances as of January 1, 2017	P10,796,450,000	P330,004,284	(P740,000,000)	P2,644,298,608	P435,787,892	(P573,659)	P13,465,967,125
Treasury shares	-	-	-	-	-	-	-
Comprehensive income	-	-	-	-	-	-	-
Net income	-	-	-	817,651,252	-	-	817,651,252
Other comprehensive income	-	-	-	-	25,976,439	359,984	26,336,423
Total comprehensive income	-	-	-	817,651,252	25,976,439	359,984	843,987,675
Balances as of December 31, 2017	P10,796,450,000	P330,004,284	(P740,000,000)	P3,461,949,860	P461,764,331	(P213,675)	P14,309,954,800
				For the Year Ended December 31, 2016			
Balances as of January 1, 2016	P10,796,450,000	P330,004,284	(P740,000,000)	P1,913,919,919	P399,308,690	P23,507	P12,699,706,400
Treasury shares	-	-	-	-	-	-	-
Comprehensive income	-	-	-	-	-	-	-
Net income	-	-	-	730,378,689	-	-	730,378,689
Other comprehensive income (loss)	-	-	-	-	36,479,202	(597,166)	35,882,036
Total comprehensive income (loss)	-	-	-	730,378,689	36,479,202	(597,166)	766,260,725
Balances as of December 31, 2016	P10,796,450,000	P330,004,284	(P740,000,000)	P2,644,298,608	P435,787,892	(P573,659)	P13,465,967,125
				For the Year Ended December 31, 2015			
Balances as of January 1, 2015	P10,796,450,000	P192,053,636	(P900,000,000)	P1,237,759,693	P406,558,117	(P537,448)	P11,732,283,998
Reissuance of treasury shares	-	137,950,648	160,000,000	-	-	-	297,950,648
Comprehensive income	-	-	-	-	-	-	-
Net income	-	-	-	676,160,226	-	-	676,160,226
Other comprehensive loss	-	-	-	-	(7,249,427)	560,955	(6,688,472)
Total comprehensive income (loss)	-	-	-	676,160,226	(7,249,427)	560,955	669,471,754
Balances as of December 31, 2015	P10,796,450,000	P330,004,284	(P740,000,000)	P1,913,919,919	P399,308,690	P23,507	P12,699,706,400

See accompanying Notes to Consolidated Financial Statements.



STA. LUCIA LAND, INC. AND SUBSIDIARIES
CONSOLIDATED STATEMENTS OF CASH FLOWS

	Years Ended December 31		
	2017	2016	2015
CASH FLOWS FROM OPERATING ACTIVITIES			
Income before income tax	₱1,131,022,656	₱831,681,083	₱973,448,341
Adjustments for:			
Interest expense (Notes 13 and 17)	487,638,932	290,365,003	136,680,717
Depreciation and amortization (Notes 9, 10 and 16)	170,772,505	170,175,505	168,540,862
Retirement expense (Note 19)	990,379	847,432	791,678
Dividend income (Note 8)	(7,157,683)	(7,157,683)	(7,157,683)
Fair value gain on repossessed inventory and gain from forfeited deposits (Notes 6 and 16)	(45,317,126)	(32,439,532)	(55,459,774)
Interest income (Notes 4, 5 and 15)	(160,047,822)	(139,513,712)	(125,433,255)
Operating income before changes in working capital	1,577,901,841	1,113,958,096	1,091,410,886
Changes in working capital:			
Increase in:			
Receivables (Note 26)	(750,332,186)	(327,531,678)	(472,044,633)
Real estate inventories (Note 26)	(3,859,266,105)	(2,781,767,777)	(590,924,650)
Other current assets (Note 26)	(383,223,657)	(1,013,832,955)	(292,872,515)
Other noncurrent assets	-	(5,096,652)	(703,617)
Increase (decrease) in:			
Accounts and other payables (Note 26)	64,539,985	944,087,538	141,368,762
Customers' deposits (Note 26)	314,757,212	268,905,006	(85,846,218)
Net cash used in operations	(3,035,622,910)	(1,801,278,422)	(209,611,985)
Interest received	107,566,339	75,923,387	81,930,477
Income taxes paid	(128,425,760)	(109,225,772)	(87,861,456)
Net cash used in operating activities	(3,056,482,331)	(1,834,580,807)	(215,542,964)
CASH FLOWS FROM INVESTING ACTIVITIES			
Additions to:			
Investment properties (Notes 9)	(151,302,353)	(467,930,069)	(230,989,501)
Available for sale-financial assets (Notes 8)	(7,893,438)	(81,458,333)	-
Property and equipment (Note 10)	(13,088,482)	(40,192,381)	(16,836,582)
Other noncurrent assets	(10,615,234)	-	-
Contribution to plan asset (Note 19)	(2,000,000)	-	-
Dividends received	-	9,740,326	1,108,658
Net cash used in investing activities	(184,899,507)	(579,840,457)	(246,717,425)
CASH FLOWS FROM FINANCING ACTIVITIES			
Proceeds from loans, net of transaction costs (Note 13)	9,759,125,000	1,198,000,000	6,611,000,000
Payment of loans (Note 13)	(5,617,000,000)	(500,000,000)	(4,179,291,986)
Payment of interest (including capitalized borrowing costs)	(444,252,555)	(360,432,604)	(178,787,134)
Proceeds from sale of treasury shares	-	-	297,950,648
Increase in payable to related parties	29,298,263	2,302,702	10,318,682
Net cash provided by financing activities	3,727,170,708	339,870,098	2,561,190,210
NET INCREASE (DECREASE) IN CASH	485,788,870	(2,074,551,166)	2,098,929,821
CASH AT BEGINNING OF YEAR	140,450,437	2,215,001,603	116,071,782
CASH AT END OF YEAR (Note 4)	₱626,239,307	₱140,450,437	₱2,215,001,603

See accompanying Notes to Consolidated Financial Statements.



STA. LUCIA LAND, INC. AND SUBSIDIARIES

NOTES TO CONSOLIDATED FINANCIAL STATEMENTS

1. Corporate Information

Sta. Lucia Land, Inc. (SLLI or the Parent Company) is a publicly-listed company incorporated in the Republic of the Philippines and registered with the Philippine Securities and Exchange Commission (SEC) on December 6, 1966 under the name Zipporah Mining and Industrial Corporation. On August 14, 1996, the Parent Company's Articles of Incorporation was amended.

Under the amendment, it changed the corporate name to Zipporah Realty Holdings, Inc. and it transferred the original primary purpose to secondary purpose from being a mining firm to a real estate company with the amended primary purpose to acquire by purchase, lease, donation, and to own, use and develop and hold for investment and/or disposal, real estate of all kinds together with their appurtenances.

On July 16, 2007, the Parent Company changed its corporate name from Zipporah Realty Holdings, Inc. to Sta. Lucia Land, Inc.

The end of the corporate life of the Parent Company was December 5, 2016. On June 16, 2016, the SEC approved the extension of the Parent Company's life to another 50 years up to December 5, 2066.

The registered office address and principal place of business of the Parent Company and its subsidiaries (collectively referred to as the Group) is at Penthouse Bldg. 3, Sta. Lucia Mall, Marcos Highway cor. Imelda Avenue, Cainta, Rizal.

The Group is 83.28% owned by Sta. Lucia Realty and Development Inc. (SLRDI or the Ultimate Parent Company).

The accompanying consolidated financial statements were approved and authorized for issue by the Executive Committee and Audit Committee as delegated by the Board of Directors (BOD) on April 16, 2018.

2. Basis of Preparation and Other Significant Accounting Policies

Basis of Preparation

The accompanying consolidated financial statements of the Group have been prepared using the historical cost basis, except for quoted available-for-sale (AFS) financial assets that have been measured at fair value. The consolidated financial statements are presented in Philippine Peso (₱), which is also the Group's functional currency and all values are rounded to nearest Philippine peso except when otherwise indicated.

Statement of Compliance

The consolidated financial statements of the Group have been prepared in compliance with Philippine Financial Reporting Standards (PFRSs).

Basis of Consolidation

The consolidated financial statements comprise the financial statements of the Parent Company and its subsidiaries as of December 31, 2017 and 2016 and for each of the three years in the period ended December 31, 2017.



Control is achieved when the Group is exposed, or has rights, to variable returns from its involvement with the investee and has the ability to affect those returns through its power over the investee. Specifically, the Group controls an investee if and only if the Group has:

- Power over the investee (i.e., existing rights that give it the current ability to direct the relevant activities of the investee)
- Exposure, or rights, to variable returns from its involvement with the investee, and
- The ability to use its power over the investee to affect its returns

Generally, there is a presumption that a majority of voting rights result in control. To support this presumption and when the Group has less than a majority of the voting or similar rights of an investee, the Group considers all relevant facts and circumstances in assessing whether it has power over an investee, including:

- The contractual arrangement with the other vote holders of the investee
- Rights arising from other contractual arrangements
- The Group's voting rights and potential voting rights

The Group re-assesses whether or not it controls an investee if facts and circumstances indicate that there are changes to one or more of the three elements of control. Consolidation of a subsidiary begins when the Group obtains control over the subsidiary and ceases when the Group loses control of the subsidiary. Assets, liabilities, income and expenses of a subsidiary acquired or disposed of during the year are included or excluded in the consolidated financial statements from the date the Group gains control or until the date the Group ceases to control the subsidiary.

Profit or loss and each component of other comprehensive income (OCI) are attributed to the equity holders of the Parent Company and to the non-controlling interests (NCI), even if this results in the NCI having a deficit balance. The consolidated financial statements are prepared using uniform accounting policies for like transactions and other similar events. When necessary, adjustments are made to the financial statements of subsidiaries to bring their accounting policies into line with the Group's accounting policies. All intra-group assets and liabilities, equity, income, expense and cash flows relating to transactions between members of the Group are eliminated in full on consolidation.

A change in the ownership interest of a subsidiary, without a loss of control, is accounted for as an equity transaction. If the Group loses control over a subsidiary, it derecognizes the related assets (including goodwill), liabilities, non-controlling interest and other components of equity, while any resultant gain or loss is recognized in profit or loss. Any investment retained is recognized at fair value.

The consolidated financial statements include the financial statements of the Parent Company and the following wholly owned subsidiaries. The voting rights held by the Group in these subsidiaries are in proportion of their ownership interest.

	<u>% of Ownership</u>
Sta. Lucia Homes, Inc. (SLHI)	100.00%
Santalucia Ventures, Inc. (SVI)	100.00

Changes in Accounting Policies and Disclosures

The accounting policies adopted are consistent with those of the previous financial year, except that the Group has adopted the following new accounting pronouncements starting January 1, 2017.



Adoption of these pronouncements did not have any significant impact in the Group's financial position or performance unless otherwise indicated.

- Amendments to PFRS 12, *Disclosure of Interests in Other Entities, Clarification of the Scope of the Standard (Part of Annual Improvements to PFRSs 2014 - 2016 Cycle)*
The amendments clarify that the disclosure requirements in PFRS 12, other than those relating to summarized financial information, apply to an entity's interest in a subsidiary, a joint venture or an associate (or a portion of its interest in a joint venture or an associate) that is classified (or included in a disposal group that is classified) as held for sale.

Adoption of these amendments did not have any impact on the Group's consolidated financial statements because it does not have disposal group.

- Amendments to PAS 7, *Statement of Cash Flows, Disclosure Initiative*
The amendments require entities to provide disclosure of changes in their liabilities arising from financing activities, including both changes arising from cash flows and non-cash changes (such as foreign exchange gains or losses).

The Group has provided the required information in Note 27 to the consolidated financial statements. As allowed under the transition provisions of the standard, the Group did not present comparative information for the years ended December 31, 2016 and 2015.

- Amendments to PAS 12, *Income Taxes, Recognition of Deferred Tax Assets for Unrealized Losses*
The amendments clarify that an entity needs to consider whether tax law restricts the sources of taxable profits against which it may make deductions upon the reversal of the deductible temporary difference related to unrealized losses. Furthermore, the amendments provide guidance on how an entity should determine future taxable profits and explain the circumstances in which taxable profit may include the recovery of some assets for more than their carrying amount.

The Group applied the amendments retrospectively. However, their application has no effect on the Group's financial position and performance as the Group has no deductible temporary differences or assets that are in the scope of the amendments.

Standards Issued But Not Yet Effective

Pronouncements issued but not yet effective are listed below. Unless otherwise indicated, the Group does not expect that the future adoption of the said pronouncements to have a significant impact on its consolidated financial statements. The Group intends to adopt the following pronouncements when they become effective.

Effective beginning on or after January 1, 2018

- Amendments to PFRS 2, *Share-based Payment, Classification and Measurement of Share-based Payment Transactions*
The amendments to PFRS 2 address three main areas: the effects of vesting conditions on the measurement of a cash-settled share-based payment transaction; the classification of a share-based payment transaction with net settlement features for withholding tax obligations; and the accounting where a modification to the terms and conditions of a share-based payment transaction changes its classification from cash settled to equity settled.



On adoption, entities are required to apply the amendments without restating prior periods, but retrospective application is permitted if elected for all three amendments and if other criteria are met. Early application of the amendments is permitted. These amendments are not expected to have any impact to the Group because it does not have any share based payment transactions.

- Amendments to PFRS 4, *Insurance Contracts*, Applying PFRS 9, *Financial Instruments*, with PFRS 4

The amendments address concerns arising from implementing PFRS 9, the new financial instruments standard before implementing the forthcoming insurance contracts standard. They allow entities to choose between the overlay approach and the deferral approach to deal with the transitional challenges. The overlay approach gives all entities that issue insurance contracts the option to recognize in other comprehensive income, rather than profit or loss, the volatility that could arise when PFRS 9 is applied before the new insurance contracts standard is issued. On the other hand, the deferral approach gives entities whose activities are predominantly connected with insurance an optional temporary exemption from applying PFRS 9 until the earlier of application of the forthcoming insurance contracts standard or January 1, 2021.

The overlay approach and the deferral approach will only be available to an entity if it has not previously applied PFRS 9. These amendments are not applicable to the Group since none of the entities within the Group have activities that are connected with insurance or issue insurance contracts.

- PFRS 15, *Revenue from Contracts with Customers*

PFRS 15 establishes a new five-step model that will apply to revenue arising from contracts with customers. Under PFRS 15, revenue is recognized at an amount that reflects the consideration to which an entity expects to be entitled in exchange for transferring goods or services to a customer. The principles in PFRS 15 provide a more structured approach to measuring and recognizing revenue.

The new revenue standard is applicable to all entities and will supersede all current revenue recognition requirements under PFRSs. Either a full or modified retrospective application is required for annual periods beginning on or after January 1, 2018.

Based on its initial assessment, the requirements of PFRS 15 on the following may have an impact on the Group's financial position, performance and disclosures:

- Significant financing component in relation to advance payments received from customers or advance proportion of work performed for the customers of real estate and construction agreements
- Determination of existing documentation would meet the definition of contracts for real estate agreements
- Accounting for costs in obtaining the contract for real estate agreements
- Measurement of progress for real estate contracts

The determination and measurement requirements in PFRS 15 also apply to gains and losses on disposal on nonfinancial assets (such as items of property and equipment and intangible assets), when that disposal is not in the ordinary course of business.

- PFRS 9, *Financial Instruments*

PFRS 9 reflects all phases of the financial instruments project and replaces PAS 39, *Financial Instruments: Recognition and Measurement*, and all previous versions of PFRS 9. The standard introduces new requirements for classification and measurement, impairment, and hedge



accounting. PFRS 9 is effective for annual periods beginning on or after January 1, 2018, with early application permitted. Retrospective application is required, but providing comparative information is not compulsory. For hedge accounting, the requirements are generally applied prospectively, with some limited exceptions.

The Group plans to adopt the new standard in the mandatory effective date.

In 2017, the Group performed its initial impact assessment of PFRS 9 and assessed that it will impact its methodology and measurement of credit losses as well as on the classification and measurement of financial assets. There is no impact to the classification and measurement of its financial liabilities.

- *Amendments to PAS 28, Measuring an Associate or Joint Venture at Fair Value (Part of Annual Improvements to PFRSs 2014 - 2016 Cycle)*
The amendments clarify that an entity that is a venture capital organization, or other qualifying entity, may elect, at initial recognition on an investment-by-investment basis, to measure its investments in associates and joint ventures at fair value through profit or loss. They also clarify that if an entity that is not itself an investment entity has an interest in an associate or joint venture that is an investment entity, the entity may, when applying the equity method, elect to retain the fair value measurement applied by that investment entity associate or joint venture to the investment entity associate's or joint venture's interests in subsidiaries. This election is made separately for each investment entity associate or joint venture, at the later of the date on which (a) the investment entity associate or joint venture is initially recognized; (b) the associate or joint venture becomes an investment entity; and (c) the investment entity associate or joint venture first becomes a parent. The amendments should be applied retrospectively, with earlier application permitted.
- *Amendments to PAS 40, Investment Property, Transfers of Investment Property*
The amendments clarify when an entity should transfer property, including property under construction or development into, or out of investment property. The amendments state that a change in use occurs when the property meets, or ceases to meet, the definition of investment property and there is evidence of the change in use. A mere change in management's intentions for the use of a property does not provide evidence of a change in use. The amendments should be applied prospectively to changes in use that occur on or after the beginning of the annual reporting period in which the entity first applies the amendments. Retrospective application is only permitted if this is possible without the use of hindsight. The Group has assessed the impact of the Standard and will apply to its future change in use of properties to and from investment properties given that it is in the mall and commercial center operations.
- *Philippine Interpretation IFRIC-22, Foreign Currency Transactions and Advance Consideration*
The interpretation clarifies that in determining the spot exchange rate to use on initial recognition of the related asset, expense or income (or part of it) on the derecognition of a non-monetary asset or non-monetary liability relating to advance consideration, the date of the transaction is the date on which an entity initially recognizes the nonmonetary asset or non-monetary liability arising from the advance consideration. If there are multiple payments or receipts in advance, then the entity must determine a date of the transactions for each payment or receipt of advance consideration. The interpretation may be applied on a fully retrospective basis. Entities may apply the interpretation prospectively to all assets, expenses and income in its scope that are initially recognized on or after the beginning of the reporting period in which the entity first applies the interpretation or the beginning of a prior reporting period presented as comparative



information in the financial statements of the reporting period in which the entity first applies the interpretation.

Effective beginning on or after January 1, 2019

- *PFRS 16, Leases*
PFRS 16 sets out the principles for the recognition, measurement, presentation and disclosure of leases and requires lessees to account for all leases under a single on-balance sheet model similar to the accounting for finance leases under PAS 17, *Leases*. The standard includes two recognition exemptions for lessees - leases of 'low-value' assets (e.g., personal computers) and short-term leases (i.e., leases with a lease term of 12 months or less). At the commencement date of a lease, a lessee will recognize a liability to make lease payments (i.e., the lease liability) and an asset representing the right to use the underlying asset during the lease term (i.e., the right-of-use asset). Lessees will be required to separately recognize the interest expense on the lease liability and the depreciation expense on the right-of-use asset.
- Lessees will be also required to remeasure the lease liability upon the occurrence of certain events (e.g., a change in the lease term, a change in future lease payments resulting from a change in an index or rate used to determine those payments). The lessee will generally recognize the amount of the remeasurement of the lease liability as an adjustment to the right-of-use asset.
- Lessor accounting under PFRS 16 is substantially unchanged from today's accounting under PAS 17. Lessors will continue to classify all leases using the same classification principle as in PAS 17 and distinguish between two types of leases: operating and finance leases.
- PFRS 16 also requires lessees and lessors to make more extensive disclosures than under PAS 17. Early application is permitted, but not before an entity applies PFRS 15. A lessee can choose to apply the standard using either a full retrospective or a modified retrospective approach. The standard's transition provisions permit certain reliefs. The Group expects the standard to impact its operating lease arrangements which will require recognition of right of use asset in the books and its related lease liability. The Group does not expect significant impact of the standard to its arrangements as a lessor.

Deferred effectivity

- *Amendments to PFRS 10 and PAS 28, Sale or Contribution of Assets between an Investor and its Associate or Joint Venture*
The amendments address the conflict between PFRS 10 and PAS 28 in dealing with the loss of control of a subsidiary that is sold or contributed to an associate or joint venture. The amendments clarify that a full gain or loss is recognized when a transfer to an associate or joint venture involves a business as defined in PFRS 3, *Business Combinations*. Any gain or loss resulting from the sale or contribution of assets that does not constitute a business, however, is recognized only to the extent of unrelated investors' interests in the associate or joint venture.

On January 13, 2016, the Financial Reporting Standards Council postponed the original effective date of January 1, 2016 of the said amendments until the International Accounting Standards Board has completed its broader review of the research project on equity accounting that may result in the simplification of accounting for such transactions and of other aspects of accounting for associates and joint ventures.



Current versus Noncurrent Classification

The Group presents assets and liabilities in statement of financial position based on current and noncurrent classification. An asset is current when it is:

- Expected to be realized or intended to be sold or consumed in normal operating cycle
- Held primarily for the purpose of trading
- Expected to be realized within twelve months after the reporting period or
- Cash and cash equivalent unless restricted from being exchanged or used to settle a liability for at least twelve months after the reporting period

All other assets are classified as noncurrent.

A liability is current when:

- It is expected to be settled in normal operating cycle
- It is primarily for the purpose of trading
- It is due to be settled within twelve months after the reporting period or
- There is no unconditional right to defer the settlement of the liability at least twelve months after the reporting period.

Cash

Cash includes cash on hand and in banks. Cash in bank earns interest at the prevailing bank deposit rate.

Financial Instruments

Date of recognition

The Group recognizes a financial asset or a liability on the statement of financial position when it becomes a party to the contractual provisions of the instrument. Purchases or sales of financial assets that require delivery of assets within the time frame established by regulation or convention in the marketplace are recognized on the trade date, which is the date when the Group commits to purchase or sell the asset.

Initial recognition of financial instruments

All financial assets and financial liabilities are initially recognized at fair value. Except for financial assets and liabilities at fair value through profit or loss (FVPL), the initial measurement of financial assets and liabilities include transaction costs. The Group classifies its financial assets in the following categories: financial assets at FVPL, held-to-maturity (HTM) investments, available-for-sale (AFS) financial assets, or loans and receivables. The Group classifies its financial liabilities as financial liabilities at FVPL or other financial liabilities.

The classification depends on the purpose for which the investments were acquired and whether these are quoted in an active market. The financial assets of the Group are of the nature of loans and receivables, while its financial liabilities are of the nature of other financial liabilities. Management determines the classification at initial recognition and re-evaluates such designation, where allowed and appropriate, at every reporting date.

Financial instruments are classified as liability or equity in accordance with the substance of the contractual arrangement. Interest, dividends, gains and losses relating to a financial instrument or a component that is a financial liability, are reported as expense or income. Distributions to holders of financial instruments classified as equity are charged directly to equity, net of any related income tax benefits.



The Group's financial instruments are of the nature of loans and receivables, available-for-sale (AFS) financial assets, and other financial liabilities.

Determination of fair value

The Group measures AFS financial assets at fair value at each reporting date. The Group also discloses the fair value of certain loans and receivables, other financial liabilities and nonfinancial assets measured at cost such as investment properties every reporting date as disclosed in Notes 9 and 25.

Fair value is the price that would be received to sell an asset or paid to transfer a liability in an orderly transaction between market participants at the measurement date. The fair value measurement is based on the presumption that the transaction to sell the asset or transfer the liability takes place either:

- in the principal market for the asset or liability, or
- in the absence of a principal market, in the most advantageous market for the asset or liability

The principal or the most advantageous market must be accessible to the Group.

The fair value of an asset or a liability is measured using the assumptions that market participants would use when pricing the asset or liability, assuming that market participants act in their economic best interest. A fair value measurement of a non-financial asset takes into account a market participant's ability to generate economic benefits by using the asset in its highest and best use or by selling it to another market participant that would use the asset in its highest and best use.

The Group uses valuation techniques that are appropriate in the circumstances and for which sufficient data are available to measure fair value, maximizing the use of relevant observable inputs and minimizing the use of unobservable inputs.

All assets and liabilities for which fair value is measured or disclosed in the financial statements are categorized within the fair value hierarchy, described as follows, based on the lowest level input that is significant to the fair value measurement as a whole:

- Level 1 - Quoted (unadjusted) market prices in active markets for identical assets or liabilities
- Level 2 - Valuation techniques for which the lowest level input that is significant to the fair value measurement is directly or indirectly observable
- Level 3 - Valuation techniques for which the lowest level input that is significant to the fair value measurement is unobservable

For assets and liabilities that are recognized in the financial statements on a recurring basis, the Group determines whether transfers have occurred between Levels in the hierarchy by re-assessing categorization (based on the lowest level input that is significant to the fair value measurement as a whole) at the end of each reporting period.

"Day 1" difference

Where the transaction price in a non-active market is different from the fair value from other observable current market transactions in the same instrument or based on a valuation technique whose variables include only data from observable market, the Group recognizes the difference between the transaction price and fair value (a "Day 1" difference) in profit or loss under interest income, unless it qualifies for recognition as some other type of asset or liability.



In cases where use is made of data which is not observable, the difference between the transaction price and model value is only recognized in profit or loss when the inputs become observable or when the instrument is derecognized. For each transaction, the Group determines the appropriate method of recognizing the “Day 1” difference amount.

Loans and receivables

Loans and receivables are nonderivative financial assets with fixed or determinable payments and fixed maturities that are not quoted in an active market. These are not entered into with the intention of immediate or short-term resale and are not designated as AFS financial assets or financial assets at FVPL.

After initial measurement, the loans and receivables are subsequently measured at amortized cost using the effective interest rate (EIR) method, less allowance for impairment. Amortized cost is calculated by taking into account any discount or premium on acquisition and fees that are an integral part of the EIR. The amortization is included in “Interest Income” in the statement of comprehensive income. The losses arising from impairment of such loans and receivables are recognized in the statement of comprehensive income.

Loans and receivables are included in current assets if maturity is within twelve (12) months from the reporting date. Otherwise, these are classified as noncurrent assets.

This accounting policy applies primarily to the Group’s trade receivables and noncurrent installment contracts receivables.

AFS financial assets

AFS financial assets are nonderivative financial assets that are designated as such or do not qualify to be classified or designated as financial assets at FVPL, HTM investments or loans and receivables. These are purchased and held indefinitely, and may be sold in response to liquidity requirements or changes in market conditions.

After initial measurement, AFS financial assets are subsequently measured at fair value. The unrealized gains and losses arising from the fair valuation of AFS financial assets are excluded from reported earnings and are reported as “Unrealized Gains (Losses) on Fair Value of Available-for-Sale Financial Assets” in the other comprehensive income section of the statement of comprehensive income.

When the investment is disposed of, the cumulative gain or loss previously recognized in OCI is recognized as gain or loss on disposal in profit or loss.

When the fair value of AFS financial assets cannot be measured reliably because of lack of reliable estimates of future cash flows and discount rates necessary to calculate the fair values of unquoted equity instruments, then instruments are carried at cost less any allowance for impairment losses.

Where the Group holds more than one investment in the same security these are deemed to be disposed of on a first-in first-out basis. Interest earned on holding AFS debt investments are reported as interest income using the EIR method.

Dividends earned on holding AFS equity investments are recognized in profit or loss as “Dividend Income” when the right to receive payment has been established.

AFS financial assets are classified as noncurrent assets unless the intention is to dispose such assets within 12 months from reporting date.

The Group’s AFS financial assets pertain to both quoted and unquoted equity securities included



under “Available-for-Sale Financial Assets” account in the statement of financial position. The Group’s quoted equity securities pertain to investments in casinos and gaming company while unquoted securities pertain to investment in real estate company.

Other financial liabilities

Other financial liabilities pertain to financial liabilities not classified or designated as financial liabilities at FVPL where the substance of the contractual arrangement results in the Group having an obligation either to deliver cash or another financial asset to the holder or to settle the obligation other than by the exchange of a fixed amount of cash.

After initial measurement, other financial liabilities are subsequently measured at amortized cost using the effective interest method. Amortized cost is calculated by taking into account any discount or premium on the issue and fees that are integral part of the effective interest rate. Gains and losses are recognized in profit or loss when the liabilities are derecognized (redemption is a form of derecognition), as well as through the amortization process.

As of December 31, 2017 and 2016, the Group’s other financial liabilities consist of accounts and other payables (excluding statutory liabilities), short-term debt and long-term debt.

Debt Issuance Costs

Debt issuance costs represent costs arising from fees incurred to obtain loans. Debt issuance costs are deducted against loans payable and are amortized over the terms of the related borrowings using the EIR method.

Impairment of Financial Assets

The Group assesses at each reporting date whether there is objective evidence that a financial asset or group of financial assets is impaired. A financial asset or a group of financial assets is deemed to be impaired if, and only if, there is objective evidence of impairment as a result of one or more events that has occurred after the initial recognition of the asset (an incurred ‘loss event’) and that loss event (or events) has an impact on the estimated future cash flows of the financial asset or the group of financial assets that can be reliably estimated. Evidence of impairment may include indications that the borrower or a group of borrowers is experiencing significant financial difficulty, default or delinquency in interest or principal payments, the probability that they will enter bankruptcy or other financial reorganization and where observable data indicate that there is measurable decrease in the estimated future cash flows, such as changes in arrears or economic conditions that correlate with defaults.

Loans and receivables

For loans and receivables carried at amortized cost, the Group first assesses whether objective evidence of impairment exists individually for financial assets that are individually significant, or collectively for financial assets that are not individually significant. If the Group determines that no objective evidence of impairment exists for individually assessed financial asset, whether significant or not, it includes the asset in a group of financial assets with similar credit risk characteristics and collectively assesses for impairment. Those characteristics are relevant to the estimation of future cash flows for groups of such assets by being indicative of the debtors’ ability to pay all amounts due according to the contractual terms of the assets being evaluated. Assets that are individually assessed for impairment and for which an impairment loss is, or continues to be, recognized are not included in a collective assessment for impairment.



If there is objective evidence that an impairment loss has been incurred, the amount of the loss is measured as the difference between the asset's carrying amount and the present value of the estimated future cash flows (excluding future credit losses that have not been incurred). The carrying amount of the asset is reduced through the use of an allowance account and the amount of loss is charged to profit or loss. Interest income continues to be recognized based on the original EIR of the asset. Receivables, together with the associated allowance accounts, are written off when there is no realistic prospect of future recovery and all collateral has been realized. If, in a subsequent year, the amount of the estimated impairment loss decreases because of an event occurring after the impairment was recognized, the previously recognized impairment loss is reversed. Any subsequent reversal of an impairment loss is recognized in profit or loss, to the extent that the carrying value of the asset does not exceed its amortized cost at the reversal date.

For the purpose of a collective evaluation of impairment, financial assets are grouped on the basis of such credit risk characteristics as customer type, payment history, past-due status and term.

Future cash flows in a group of financial assets that are collectively evaluated for impairment are estimated on the basis of historical loss experience for assets with credit risk characteristics similar to those in the group. Historical loss experience is adjusted on the basis of current observable data to reflect the effects of current conditions that did not affect the period on which the historical loss experience is based and to remove the effects of conditions in the historical period that do not exist currently. The methodology and assumptions used for estimating future cash flows are reviewed regularly by the Group to reduce any differences between loss estimates and actual loss experience.

The carrying amount of the asset is reduced through the use of an allowance account and the amount of loss is charged to profit or loss. Financial assets carried at amortized costs, together with the associated allowance accounts, are written off when there is no realistic prospect of future recovery and all collateral has been realized. If, in a subsequent year, the amount of the estimated impairment loss decreases because of an event occurring after the impairment was recognized, the previously recognized impairment loss is reversed. Any subsequent reversal of an impairment loss is recognized in profit or loss, to the extent that the carrying value of the asset does not exceed its amortized cost at the reversal date.

AFS financial assets carried at fair value

For AFS financial assets, the Group assesses at each financial reporting date whether there is objective evidence that a financial asset is impaired. In the case of equity investments classified as AFS financial assets, this would include a significant or prolonged decline in the fair value of the investments below their costs. 'Significant' is evaluated against the original cost of the investment and 'prolonged' against the period in which the fair value has been below its original cost. Where there is evidence of impairment, the cumulative loss - measured as the difference between the acquisition cost and the current fair value, less any impairment loss on that financial asset previously recognized in the statement of comprehensive income - is removed from other comprehensive income and recognized in profit and loss. In case of unquoted AFS, the Group obtains other basis of recoverable value such as the recent net asset value of the investee or forecast of financial performance of the investee. Impairment losses on equity investments are not reversed through profit or loss. Increases in fair value after impairment are recognized directly in other comprehensive income.

AFS financial assets carried at cost

If there is an objective evidence that an impairment loss on an unquoted equity instrument that is not carried at fair value because its fair value cannot be reliably measured, the amount of the loss is measured as the difference between the carrying amount and the present value of estimated future cash flows discounted at the current market rate of return for a similar financial asset.



Derecognition of Financial Assets and Liabilities

Financial asset

A financial asset (or, where applicable a part of a financial asset or part of a group of financial assets) is derecognized when:

- a. the right to receive cash flows from the asset has expired or
- b. the Group has transferred its rights to receive cash flows from the asset or has assumed an obligation to pay the received cash flows in full without material delay to a third party under a 'pass-through' arrangement; and either (a) the Group has transferred substantially all the risks and rewards of the asset, or (b) the Group has neither transferred nor retained the risks and rewards of the asset but has transferred the control of the asset.

Where the Group has transferred its rights to receive cash flows from an asset or has entered into a pass-through arrangement, and has neither transferred nor retained substantially all the risks and rewards of the asset nor transferred control of the asset, the asset is recognized to the extent of the Group's continuing involvement in the asset. Continuing involvement that takes the form of a guarantee over the transferred asset is measured at the lower of original carrying amount of the asset and the maximum amount of consideration that the Group could be required to repay.

Financial liability

A financial liability is derecognized when the obligation under the liability is discharged, cancelled, or has expired.

Where an existing financial liability is replaced by another from the same lender on substantially different terms, or the terms of an existing liability are substantially modified, such an exchange or modification is treated as a derecognition of the original liability and the recognition of a new liability, and the difference in the respective carrying amounts is recognized in profit or loss.

Offsetting Financial Instruments

Financial assets and financial liabilities are offset and the net amount reported in the consolidated statement of financial position if, and only if, there is a currently enforceable legal right to offset the recognized amounts and there is an intention to settle on a net basis, or to realize the asset and settle the liability simultaneously.

Real Estate Inventories

Property acquired or being constructed for sale in the ordinary course of business, rather than to be held for rental or capital appreciation or will be occupied by the Group, is held as inventory and is measured at the lower of cost and net realizable value (NRV). In few cases of buyer defaults, the Group can repossess the properties and held it for sale in the ordinary course of business at the prevailing market price. The total of repossessed properties included in the "Real Estate Inventories" account in the consolidated statement of financial position. Costs incurred in bringing the repossessed assets to its marketable state are included in their carrying amounts unless these exceed the recoverable values.

Cost includes the purchase price of land and those costs incurred for the development and improvement of the properties such as amounts paid to contractors for construction, capitalized borrowing costs, planning and design costs, costs of site preparation, professional fees for legal services, property transfer taxes, construction overheads and other related costs.

Other Current Assets

Other current assets are carried at cost and pertain to resources controlled by the Group as a result of past events and from which future economic benefits are expected to flow to the Group. These



include prepayments of construction costs and deferred portion of commissions paid to sales or marketing agents that are yet to be charged to the period the related revenue is recognized.

Investment Properties

Investment properties consist of properties that are held to earn rentals or for capital appreciation or both, and that are not occupied by the Group. Investment properties, except for land, are carried at cost less accumulated depreciation and any impairment in residual value. Land is carried at cost less any impairment in value.

Expenditures incurred after the investment property has been put in operation, such as repairs and maintenance costs, are normally charged against income in the period in which the costs are incurred.

Construction in progress are carried at cost and transferred to the related investment property account when the construction and related activities to prepare the property for its intended use are complete, and the property is ready for occupation. This includes cost of construction and other direct costs. Construction-in-progress is not depreciated until such time that the relevant assets are available for their intended use.

Depreciation of investment properties is computed using the straight-line method over the estimated useful lives of the assets and included under "Costs of Rental Income" in the consolidated statement of comprehensive income. The estimated useful lives and the depreciation method are reviewed periodically to ensure that the period and method of depreciation are consistent with the expected pattern of economic benefits from items of investment properties. The estimated useful lives of investment properties follow:

	Years
Land improvements	40
Buildings and improvements	40
Machinery and equipment	5 to 10

Investment properties are derecognized when either they have been disposed of, or when the investment property is permanently withdrawn from use and no future economic benefit is expected from its disposal. Any gains or losses on the retirement or disposal of an investment property are recognized in profit or loss in the year of retirement or disposal.

Transfers are made to investment properties when there is a change in use, evidenced by ending of owner-occupation, commencement of an operating lease to another party or ending of construction or development. Transfers are made from investment property when and only when there is a change in use, evidenced by commencement of owner-occupation or commencement of development with a view to sale. Transfers between investment properties, owner-occupied property and inventories do not change the carrying amount of the property transferred and they do not change the cost of that property for measurement or disclosure purposes.

Property and Equipment

Property and equipment are carried at cost less accumulated depreciation and amortization and any impairment in value. The initial cost of property and equipment consists of its purchase price and any directly attributable costs of bringing the asset to its working condition and location for its intended use.

Subsequent costs are capitalized as part of property and equipment only when it is probable that future economic benefits associated with the item will flow to the Group and the cost of the items can be measured reliably. All other repairs and maintenance are charged against current operations as incurred.



Depreciation and amortization of property and equipment commences once the assets are put into operational use and is computed on a straight-line basis over the estimated useful lives of the property and equipment as follows:

	Years
Office tools and equipment	3 to 5
Transportation equipment	5
Furniture and fixtures	3 to 5
Software	3 to 5

The useful life and depreciation and amortization method are reviewed periodically to ensure that the period and method of depreciation and amortization are consistent with the expected pattern of economic benefits from items of property and equipment.

When property and equipment are retired or otherwise disposed of, the cost of the related accumulated depreciation and amortization and accumulated provision for impairment losses, if any, are removed from the accounts and any resulting gain or loss is credited to or charged against current operations.

Fully depreciated and amortized property and equipment are retained in the accounts until they are no longer in use. No further depreciation and amortization is charged against current operations.

Interests in Joint Operations

Interests in joint operations represent one or more assets, usually in the form of real estate development, contributed to, or acquired for the purpose of the joint operations and dedicated to the purposes of the joint operations. The assets are used to obtain benefits for the operators. Each operator may take a share of the output from the assets and each bears an agreed share of the expenses incurred. These joint operations do not involve the establishment of a corporation, partnership or other entity, or a financial structure that is separate from the operators themselves. Each operator has control over its share of future economic benefits through its share of the jointly operations. Contribution of the Group to the joint operations are included in real estate inventories.

Impairment of Nonfinancial Assets

This accounting policy relates to the other current assets, investment properties and property and equipment.

The Group assesses at each reporting date whether there is an indication that an asset may be impaired. If any such indication exists, or when annual impairment testing for an asset is required, the Group makes an estimate of the asset's recoverable amount. An asset's recoverable amount is the higher of an asset's or cash-generating unit's fair value less costs to sell and its value in use and is determined for an individual asset, unless the asset does not generate cash inflows that are largely independent of those from other assets or group of assets.

Where the carrying amount of an asset exceeds its recoverable amount, the asset is considered impaired and is written down to its recoverable amount. In assessing value in use, the estimated future cash flows are discounted to their present value using a pre-tax discount rate that reflects current market assessments of the time value of money and the risks specific to the asset. Impairment losses of continuing operations are recognized in the consolidated statement of comprehensive income in those expense categories consistent with the function of the impaired asset.



An assessment is made at each reporting date as to whether there is any indication that previously recognized impairment losses may no longer exist or may have decreased. If such indication exists, the recoverable amount is estimated. A previously recognized impairment loss is reversed only if there has been a change in the estimates used to determine the asset's recoverable amount since the last impairment loss was recognized. If that is the case the carrying amount of the asset is increased to its recoverable amount. That increased amount cannot exceed the carrying amount that would have been determined, net of depreciation, had no impairment loss been recognized for the asset in prior years. Such reversal is recognized in the consolidated statement of comprehensive income unless the asset is carried at revalued amount, in which case, the reversal is treated as a revaluation increase. After such reversal the depreciation charge is adjusted in future periods to allocate the asset's revised carrying amount, less any residual value, on a systematic basis over its remaining useful life.

Customers' Deposits

Customers' deposits represent payment received from customer accounts which have not yet reached the minimum required percentage for recording real estate sale transaction. When the level of required payment is reached, sales are recognized and these deposits and down payments will be applied against the related receivable.

Under the percentage of completion method of recognizing sales for real estate, when a real estate does not meet the requirements for revenue recognition, the sale is accounted for under the deposit method. Under this method, cash received from customers are recorded under "Customers' Deposits" account in the consolidated statement of financial position. It is also recognized when the cash received from customers is greater than the receivable from customers under percentage of completion. Subsequently, customers' deposits are applied against receivable from customers as a result of the recognition of sales through completion of the project.

Pension Liabilities

The Group has a funded, noncontributory defined benefit retirement plan covering substantially all of its qualified employees. The Group's pension liability is the aggregate of the present value of the defined benefit obligation at the end of the reporting period.

The cost of providing benefits under the defined benefit plans is actuarially determined using the projected unit credit (PUC) method.

Defined benefit costs comprise the following:

- (a) service cost;
- (b) net interest on the net defined benefit liability or asset; and
- (c) remeasurements of net defined benefit liability or asset.

Service costs which include current service costs, past service costs and gains or losses on non-routine settlements are recognized as expense in profit or loss. Past service costs are recognized when plan amendment or curtailment occurs.

Net interest on the net defined benefit liability or asset is the change during the period in the net defined benefit liability or asset that arises from the passage of time which is determined by applying the discount rate based on high quality corporate bonds to the net defined benefit liability or asset. Net interest on the net defined benefit liability or asset is recognized as expense or income in profit or loss.



Remeasurements comprising actuarial gains and losses, return on plan assets and any change in the effect of the asset ceiling (excluding net interest on defined benefit liability) are recognized immediately in OCI in the period in which they arise. Remeasurements are not reclassified to profit or loss in subsequent periods.

Plan assets are assets that are held by a long-term employee benefit fund or qualifying insurance policies. Plan assets are not available to the creditors of the Group, nor can they be paid directly to the Group. Fair value of plan assets is based on market price information. When no market price is available, the fair value of plan assets is estimated by discounting expected future cash flows using a discount rate that reflects both the risk associated with the plan assets and the maturity or expected disposal date of those assets (or, if they have no maturity, the expected period until the settlement of the related obligations).

The right to be reimbursed of some or all of the expenditure required to settle a defined benefit obligation is recognized as a separate asset at fair value when and only when reimbursement is virtually certain.

Equity

The Group records capital stock at par value and additional paid-in capital in excess of the total contributions received over the aggregate par values of the equity share. Incremental costs incurred directly attributable to the issuance of new shares are deducted from proceeds and charged to "Additional Paid-in Capital" (APIC) account. If APIC is not sufficient, the excess is charged against retained earnings.

Retained earnings represent accumulated earnings of the Group less dividends declared. The individual accumulated retained earnings of the subsidiaries are available for dividend declaration when they are declared by the subsidiaries as approved by their respective BOD.

Treasury Shares

Treasury shares are recognized at cost and deducted from equity. No gain or loss is recognized in the profit and loss on the purchase, sale, issue or cancellation of the Group's own equity instruments. Any difference between the carrying amount and the consideration, if reissued, is recognized in additional paid-in capital. Voting rights related to treasury shares are nullified for the Group and no dividends are allocated to them respectively. When the shares are retired, the capital stock account is reduced by its par value and the excess of cost over par value upon retirement is debited to additional paid-in capital when the shares were issued and to retained earnings for the remaining balance.

Retained earnings is restricted to payments of dividends to the extent of the cost of treasury shares.

Revenue and Cost Recognition

Revenue is recognized to the extent that it is probable that the economic benefits will flow to the Group and the revenue can be reliably measured. In arrangements where the Group is acting as the principal to its customers, revenue is recognized on a gross basis. However, if the Group is acting as an agent to its customers, only the amount of net commission retained is recognized as revenue. The Group has concluded that it is acting as principal in all of its revenue arrangements except for its commission income where the Group is acting as an agent.

Real estate sales

For real estate sales, the Group assesses whether it is probable that the economic benefits will flow to the Group when the sales prices are collectible. Collectibility of the sales price is demonstrated by the buyer's commitment to pay, which in turn is supported by substantial initial payment (buyers' equity) and continuing investments that give the buyer a stake in the property sufficient that the risk



of loss through default motivates the buyer to honor its obligation to the seller. Collectibility is also assessed by considering factors such as the credit standing of the buyer, age and location of the property.

Revenue from sales of completed real estate projects is accounted for using the percentage-of-completion method. In accordance with Philippine Interpretations Committee Q&A No. 2006-01, the percentage-of-completion method is used to recognize income from sales of projects where the Group has material obligations under the sales contract to complete the project after the property is sold, the equitable interest has been transferred to the buyer, construction is beyond preliminary stage (i.e., engineering, design work, construction contracts execution, site clearance and preparation, excavation and the building foundation are finished), and the costs incurred or to be incurred can be measured reliably. Under this method, revenue is recognized as the related obligations are fulfilled, measured principally on the basis of the estimated completion of a physical proportion of the contract work.

Any excess of collections over the recognized receivables are included in the "Customers' Deposits" account in the liabilities section of the consolidated statement of financial position.

If any of the criteria under the percentage-of-completion method is not met, the deposit method is applied until all the conditions for recording a sale are met. Pending recognition of sale, cash received from buyers are presented under the "Customers' Deposits" account in the consolidated statement of financial position.

For sales transactions with its supplier whereby the Group sells subdivision land and condominium units in exchange for the delivery of the equivalent value of construction materials or services, the same revenue recognition policy as above is applied, except that buyer's equity is measured based on the fair value of materials and services received to date. For materials and services received to date, pending recognition of sale, these are presented as "Offsetting Payable" under accounts and other payables in the liabilities section of the consolidated statement of financial position until the criteria for revenue recognition are met.

Rental income

Rental income arising from operating leases on investment properties is recognized in the consolidated statement of comprehensive income as follows:

- Based on certain percentage of net income of operator after adjustments on shared expenses, as provided in the terms of the contract.
- Based on a straight-line basis over the term of the lease plus a certain percentage of sales of the tenants, as provided under the terms of the contract.

Construction income

Construction income on housing units is recognized by reference to the recoverable costs incurred during the period plus the fee earned, measured by the proportion of costs incurred to date compared to the estimated total cost of the contract.

Interest income

Interest income is recognized as it accrues using the EIR method.

Commission income

Commission income on promotions and marketing services is recognized when services are rendered.



Dividend income

Revenue is recognized when the Group's right to receive the payment is established, which is generally when shareholders approve the dividend.

Others

Other income is derived from processing the registration of properties of buyers, collection from surcharges and penalties for late payments which are recognized as revenue upon collection.

Other income also includes profit share in hotel operations which is derived from the Group's share in service income, net of operating expenses, from units in a specific property development which is being operated as a hotel by a third party. Income is recognized when earned.

Cost of real estate

Cost of real estate sales is recognized consistent with the revenue recognition method applied. Cost of real estate inventories sold before the completion of the development is determined on the basis of the acquisition cost of the land plus its full development costs, which include estimated costs for future development works, as determined by the Group's in-house technical staff.

The cost of inventory recognized in profit or loss on disposal is determined with reference to the specific costs incurred on the property, allocated to saleable area based on relative size and takes into account the percentage of completion used for revenue recognition purposes.

Cost of rental income

Cost of rental income is mostly coming from depreciation, utilities and management fees. These are recognized as cost when incurred, except for depreciation which is recognized on a straight-line basis.

Cost of construction

Cost of construction includes all direct materials, labor costs and incidental costs related to the construction of housing units.

Other costs and expenses

Other costs and expenses are recognized in the consolidated statement of comprehensive income when decrease in future economic benefit related to a decrease in an asset or an increase in a liability has arisen that can be measured reliably.

Other costs and expenses are recognized in the consolidated statement of comprehensive income:

- On the basis of a direct association between the costs incurred and the earning of specific items of income;
- On the basis of systematic and rational allocation procedures when economic benefits are expected to arise over several accounting periods and the association can only be broadly or indirectly determined; or
- Immediately when expenditure produces no future economic benefits or when, and to the extent that, future economic benefits do not qualify or cease to qualify, for recognition in the consolidated statement of financial position as an asset.

Commission Expense

The commission is charged to expense when a substantial portion of the contract price and the capacity to pay and credit worthiness of buyers have been reasonably established for sales under the deferred cash payment arrangement.



Borrowing Costs

Interest and other financing costs incurred during the construction period on borrowings used to finance the acquisition and construction of a qualifying asset are capitalized as to the appropriate asset accounts (included in "Real Estate Inventories" account in the consolidated statement of financial position). All other borrowing costs are expensed in the period in which they occur.

The interest capitalized is calculated using the Group's weighted average cost of borrowings after adjusting for borrowings associated with specific developments. Where borrowings are associated with specific developments, the amounts capitalized is the gross interest incurred on those borrowings less any investment income arising on their temporary investment.

Interest is capitalized from the commencement of the development work until the date of practical completion. The capitalization of finance costs is suspended if there are prolonged periods when development activity is interrupted. Interest is also capitalized on the purchase cost of a site of property acquired specifically for redevelopment but only where activities necessary to prepare the asset for redevelopment are in progress.

Capitalization of borrowing costs commences when the activities to prepare the asset are in progress and expenditures and borrowing costs are being incurred. Capitalization of borrowing costs ceases when substantially all the activities necessary to prepare the asset for its intended use or sale are complete. If the carrying amount of the asset exceeds its recoverable amount, an impairment loss is recorded. Capitalized borrowing cost is based on applicable weighted average borrowing rate for those coming from general borrowings and the actual borrowing costs eligible for capitalization for funds borrowed specifically.

Leases

The determination of whether an arrangement is, or contains a lease is based on the substance of the arrangement at inception date of whether the fulfillment of the arrangement is dependent on the use of a specific asset or assets or the arrangement conveys a right to use the asset.

A reassessment is made after inception of the lease only if one of the following applies:

- (a) There is a change in contractual terms, other than a renewal or extension of the arrangement;
- (b) A renewal option is exercised or extension granted, unless the term of the renewal or extension was initially included in the lease term;
- (c) There is a change in the determination of whether fulfillment is dependent on a specified asset; or
- (d) There is substantial change to the asset.

Where a reassessment is made, lease accounting shall commence or cease from the date when the change in circumstances gave rise to the reassessment for scenarios (a), (c), or (d) and at the date of renewal or extension period for scenario (b).

Group as lessor

Leases where the Group retains substantially all the risks and benefits of ownership of the asset are classified as operating leases. Operating lease income is recognized on a straight-line basis over the lease term in the profit or loss. Initial direct costs incurred in negotiating an operating lease are added to the carrying amount of the leased asset and recognized over the lease term on the same basis as the rental income. Contingent rents are recognized as revenue in the period in which they are earned.



Income Taxes

Current tax

Current tax assets and liabilities for the current and prior periods are measured at the amount expected to be recovered from or paid to the taxation authorities. The tax rates and tax laws used to compute the amount are those that have been enacted or substantively enacted at the reporting date.

Current income tax relating to items recognized directly in equity is recognized in equity and not in the consolidated statement of comprehensive income. Management periodically evaluates positions taken in the tax returns with respect to situations in which applicable tax regulations are subject to interpretation and establishes provisions where appropriate.

Deferred tax

Deferred tax is provided on all temporary differences, with certain exceptions, at the reporting date between the tax bases of assets and liabilities and their carrying amounts for financial reporting purposes.

Deferred tax liabilities are recognized for all taxable temporary differences. Deferred tax assets are recognized for all deductible temporary differences, carry forward of unused tax credits from excess minimum corporate income tax (MCIT) over regular corporate income tax (RCIT) and unused net operating losses carryover (NOLCO), to the extent that it is probable that future taxable income will be available against which the deductible temporary differences and carry forward of unused tax credits from excess MCIT over RCIT credits and unexpired NOLCO can be utilized. Deferred tax, however, is not recognized when it arises from the initial recognition of an asset or liability in a transaction that is not a business combination and, at the time of the transaction, affects neither the accounting profit nor taxable profit or loss.

The carrying amount of deferred tax assets is reviewed at each reporting date and reduced to the extent that it is no longer probable that sufficient future taxable income will be available to allow all or part of the deferred tax asset to be utilized. Unrecognized deferred tax assets are reassessed at each reporting date and are recognized to the extent that it has become probable that future taxable profit will allow deferred tax assets to be utilized.

Deferred tax assets and liabilities are measured at the tax rates that are expected to apply to the period when the asset is realized or the liability is settled, based on tax rates and tax laws that have been enacted or substantively enacted at the reporting date. Movements in the deferred tax assets and liabilities arising from changes in tax rates are credited to or charged against income for the period.

Deferred tax relating to items recognized outside profit or loss. Deferred tax items are recognized in correlation to the underlying transaction either in OCI or directly in equity.

Deferred tax assets and deferred tax liabilities are offset, if a legally enforceable right exists to offset current tax assets against current tax liabilities and the deferred taxes relate to the same taxable entity and the same taxation authority.

Basic and Diluted Earnings Per Share

Basic EPS is computed by dividing net income applicable to common stock by the weighted average number of common shares outstanding, after giving retroactive effect for any stock dividends, stock splits or reverse stock splits during the period.

Diluted EPS is computed by dividing net income by the weighted average number of common shares outstanding during the period, after giving retroactive effect for any stock dividends, stock splits or reverse stock splits during the period, and adjusted for the effect of dilutive options and dilutive



convertible preferred shares. If the required dividends to be declared on convertible preferred shares divided by the number of equivalent common shares, assuming such shares are converted would decrease the basic EPS, and then such convertible preferred shares would be deemed dilutive.

Where the effect of the assumed conversion of the preferred shares and the exercise of all outstanding options have anti-dilutive effect, basic and diluted EPS are stated at the same amount.

As of December 31, 2017 and 2016, the Group has no potential diluted common shares.

Segment Reporting

The Group's operating businesses are organized and managed separately according to the nature of the products and services provided, with each segment representing a strategic business unit that offers different products and serves different markets. Financial information on business segments is presented in Note 21 to the consolidated financial statements.

Provisions

Provisions are recognized when the Group has a present legal or constructive obligation as a result of past events, it is more likely than not that an outflow of resources will be required to settle the obligation, and the amount can be reliably estimated. Provisions are not recognized for future operating losses.

Provisions are measured at the present value of the expenditures expected to be required to settle the obligation using a pre-tax rate that reflects the current market assessment of the time value of money and the risk specific to the obligation. Where discounting is used, the increase in the provision due to the passage of time is recognized as interest expense. Where the Group expects some or all of a provision to be reimbursed, the reimbursement is recognized only when the reimbursement is virtually certain. The expense relating to any provision is presented in consolidated statement of comprehensive income net of any reimbursement.

Contingencies

Contingent liabilities are not recognized in the consolidated financial statements. These are disclosed unless the possibility of an outflow of resources embodying economic benefits is remote. Contingent assets are not recognized in the consolidated financial statements but disclosed when an inflow of economic benefits is probable.

Events After the Reporting Date

Post year-end events up to date when the consolidated financial statements are authorized for issue that provide additional information about the Group's position at the reporting date (adjusting events) are reflected in the consolidated financial statements. Post year-end events that are not adjusting events are disclosed in the notes to the consolidated financial statements, when material.

3. Significant Accounting Judgments and Estimates

The preparation of the accompanying consolidated financial statements in conformity with PFRS requires management to make estimates and assumptions that affect the amounts reported in the consolidated financial statements and accompanying notes. The estimates and assumptions used in the accompanying consolidated financial statements are based upon management's evaluation of relevant facts and circumstances as at the date of the consolidated financial statements. Actual results could differ from such estimates.

Judgments and estimates are continually evaluated and are based on historical experience and other factors, including expectations of future events that are believed to be reasonable under the circumstances.



Judgments

In the process of applying the Group's accounting policies, management has made the following judgments, apart from those involving estimations, which have the most significant effect on the amounts recognized in the consolidated financial statements:

Revenue recognition

Selecting an appropriate revenue recognition method for a particular sale transaction requires certain judgments based on the buyer's commitment on the sale which may be ascertained through the significance of the buyer's initial investment and the stage of completion of the project. In determining whether the sales price are collectible, the Group considers that initial and continuing investment of 20% of the net contract price for real estate development and sale would demonstrate the buyer's commitment to pay. Management regularly evaluates the historical cancellations and back-outs if it would still support its current threshold of buyers' equity before allowing revenue recognition.

Distinction between real estate inventories and investment properties

The Group determines whether a property is classified as investment property or real estate inventories as follows:

- Investment property comprises land and buildings (principally offices, commercial and retail property) which are not occupied substantially for use by, or in the operations of, the Group, nor for sale in the ordinary course of business, but are held primarily to earn rental income and capital appreciation.
- Real estate inventories comprises property that is held for sale in the ordinary course of business. Principally, this is residential and industrial property that the Group develops and intends to sell before or on completion of construction.

Operating lease commitments - Group as lessor

The Group has entered into commercial property leases on its investment properties. The Group has determined that it retains all significant risks and rewards of ownership of these properties which are leased out on operating leases.

The Group's operating lease contracts are accounted for as cancellable operating leases. In determining whether a lease contract is cancellable or not, the Group considers, among others, the significance of the penalty, including the economic consequence to the lessee.

Recognizing deferred tax assets

The Group reviews the carrying amounts of deferred taxes at each reporting date and reduces deferred tax assets to the extent that it is no longer probable that sufficient taxable profit will be available to allow all or part of the deferred tax assets to be utilized. However, there is no assurance that the Group will generate sufficient future taxable profit to allow all or part of deferred tax assets to be utilized. The Group looks at its projected performance in assessing the sufficiency of future taxable income.

The Group did not recognize deferred tax assets from NOLCO amounting to ₱36.71 million and ₱49.95 million in 2017 and 2016 for the subsidiaries, respectively. The unrecognized deferred tax asset from NOLCO is not expected to be utilized by the subsidiaries as management assessed that there is no available taxable income against which the deferred income tax asset can be utilized (Note 23).



Determination of significant influence on an investee company

If an investor holds, directly or indirectly, less than 20% of the voting power of the investee company, it is presumed that the investor does not have significant influence, unless such influence can be clearly demonstrated. A substantial or majority ownership by another investor does not necessarily preclude an investor from having significant influence.

Since the Group only has 12.50% ownership interest in Uni-Asia, the Group determined that it does not have control or significant influence (Note 8).

Management's Use of Estimates

The key assumptions concerning the future and other key sources of estimation uncertainty at the reporting date, that have a significant risk of causing a material adjustment to the carrying amounts of assets and liabilities within the next financial year are discussed below.

Revenue and cost recognition on real estate

The Group applies the percentage of completion (POC) method in determining real estate revenue and cost. The POC is based on the physical proportion of work and the cost of sales is determined based on the estimated project development costs applied with the respective project's POC.

Estimating allowance for impairment losses on receivables

The Group maintains allowance for impairment losses at a level based on the result of the individual and collective assessment under PAS 39. Under the individual assessment, the Group is required to obtain the present value of estimated cash flows using the receivable's original EIR. Impairment loss is determined as the difference between the receivable's carrying balance and the computed present value. The collective assessment would require the Group to group its receivables based on the credit risk characteristics (e.g., industry, past-due status and term) of the customers. Impairment loss is then determined based on historical loss experience of the receivables grouped per credit risk profile. The assessment also considers that title of the property passes on to the buyer only when the receivable is fully collected (Note 5).

Historical loss experience is adjusted on the basis of current observable data to reflect the effects of current conditions that did not affect the period on which the historical loss experience is based and to remove the effects of conditions in the historical period that do not exist currently. The methodology and assumptions used for the individual and collective assessments are based on management's judgment and estimate. Therefore, the amount and timing of recorded expense for any period would differ depending on the judgments and estimates made for the year.

The Group recognized provision for impairment loss amounting ₱2.55 million and ₱2.91 million in 2017 and 2016, respectively.

Evaluation of net realizable value of inventories

Inventories are valued at the lower of cost and NRV. This requires the Group to make an estimate of the inventories' selling price in the ordinary course of business, cost of completion and costs necessary to make a sale to determine the NRV. The Group adjusts the cost of its real estate inventories to net realizable value based on its assessment of the recoverability of the real estate inventories. In determining the recoverability of the inventories, management considers whether those inventories are damaged, slow or non-moving or if their selling prices have declined in comparison to the cost (Note 6).



There was no provision for impairment nor reversal recognized in 2017 and 2016.

Evaluation of impairment of other non-financial assets (except inventories)

The Group reviews other current assets, investment properties and property and equipment for impairment in value. This includes considering certain indications of impairment such as significant changes in asset usage, significant decline in assets' market value, obsolescence or physical damage of an asset, plans in the real estate projects, significant underperformance relative to expected historical or projected future operating results and significant negative industry or economic trends. Where the carrying amount of the asset exceeds its recoverable amount, the asset is considered impaired and is written down to its recoverable amount. The recoverable amount is the asset's net selling price, except for assets where value in use computation is applied.

The net selling price is the amount obtainable from the sale of an asset in an arm's length transaction while value in use is the present value of estimated future cash flows expected to arise from the asset. Recoverable amounts are estimated for individual assets or, if it is not possible, for the cash-generating unit to which the asset belongs (Notes 7, 9 and 10).

Estimating pension costs

The cost of defined benefit pension plans and other post-employment benefits as well as the present value of the pension obligation are determined using actuarial valuations. The actuarial valuation involves making various assumptions. These include the determination of the discount rates, future salary increases, mortality rates and future pension increases. Due to the complexity of the valuation, the underlying assumptions and its long-term nature, defined benefit obligations are highly sensitive to changes in these assumptions. All assumptions are reviewed at each reporting date.

The net pension liabilities amounted to ₱2.15 million and ₱3.68 million as of December 31, 2017 and 2016, respectively (Note 19).

In determining the appropriate discount rate, management considers the interest rates of government bonds in the respective currencies with extrapolated maturities corresponding to the expected duration of the defined benefit obligation.

Assumed discount rate is used in the measurement of the present value obligation, service and interest cost components of the pension expense. The mortality rate represents the proportion of current plan members who might demise prior to retirement. Further details about the assumptions used are provided in Note 19.

Fair value of financial instruments

Where the fair values of financial assets and financial liabilities recorded in the consolidated statements of financial position cannot be derived from active markets, they are determined using internal valuation techniques using generally accepted market valuation models. The inputs to these models are taken from observable markets where possible, but where this is not feasible, estimates are used in establishing fair values. These estimates may include considerations of liquidity, volatility, and correlation (Note 25).



4. Cash

This account consists of:

	2017	2016
Cash on hand	₱1,179,586	₱1,064,906
Cash in banks	625,059,721	139,385,531
	₱626,239,307	₱140,450,437

Cash in banks earns interest at the prevailing bank deposit rates. Interest income earned from cash in banks amounted to ₱1.09 million, ₱8.66 million, and ₱0.40 million in 2017, 2016, and 2015, respectively (Note 15).

No cash is used to secure the obligations of the Group.

5. Receivables

This account consists of:

	2017	2016
Trade:		
Subdivision land	₱1,765,978,552	₱1,445,694,520
Condominium units	504,100,992	391,721,008
Receivable from related parties (Note 18):		
Trade	1,562,390,254	1,347,298,385
Non-trade	16,882,579	16,309,714
Advances to joint venture	126,506,537	84,524,254
Advances to officers, employees and agents (Note 18)	86,924,210	81,057,974
Commission receivable	60,689,078	48,578,411
Accrued interest receivable	51,457,011	44,061,855
Receivable from tenants	42,044,231	17,518,039
Dividend receivable (Note 8)	5,662,941	9,195,722
Others	16,578,363	15,387,397
	4,239,214,748	3,501,347,279
Less unamortized discount	38,167,673	35,625,351
	4,201,047,075	3,465,721,928
Less allowance for doubtful accounts	14,442,019	11,891,711
	4,186,605,056	3,453,830,217
Less noncurrent installment contracts receivables	1,499,767,330	934,329,138
	₱2,686,837,726	₱2,519,501,079

Trade receivables are installment contract receivables representing the buyer's outstanding balance arising from real estate sales. These are collectible in equal monthly installments with various terms up to 10 years. These are carried at amortized cost. The corresponding titles to the subdivision land or condominium units sold under this arrangement are transferred to the buyers only upon full payment of the contract price. Annual interest rates on installment contract receivables ranged from 14% to 16%. The total interest income recognized on these interest-bearing receivables amounted to ₱113.87 million, ₱89.37 million and ₱87.20 million in 2017, 2016 and 2015, respectively (Note 15).



As of December 31, 2017 and 2016, receivables from sales of subdivision land and condominium units with a nominal amount of ₱1,272.94 million and ₱718.25 million, respectively, were recorded at fair value at initial recognition. The fair value of the receivables was obtained by discounting future cash flows using the applicable annual rates of similar types of instruments ranging from 5.19% to 8.08% and 5.19% to 7.94% in 2017 and 2016, respectively. The interest income recognized from these noninterest bearing receivables amounted to ₱45.09 million, ₱41.49 million and ₱37.84 million in 2017, 2016 and 2015, respectively (Note 15). The unamortized discount amounted to ₱38.17 million and ₱35.63 million as of December 31, 2017 and 2016, respectively.

Movements in the unamortized discount arising from noninterest-bearing installment contract receivables follow:

	2017	2016
Balance at beginning of year	₱35,625,351	₱27,457,179
Additions	47,628,649	49,660,664
Accretion from unamortized discount (Note 15)	(45,086,327)	(41,492,492)
Balance at end of year	₱38,167,673	₱35,625,351

Allowance for doubtful accounts pertain to trade receivables from outside parties. Movement follows:

	2017	2016
Balance at beginning of year	₱11,891,711	₱8,980,596
Provisions	2,550,308	2,911,115
Balance at end of year	₱14,442,019	₱11,891,711

Trade receivables from related parties include advances and uncollected rental income from related parties (Notes 14 and 18). These are due and demandable.

Non-trade receivables from related parties include set-up of receivables due to returned deposit as a result of the rescission of the assignment of land rights (Note 14), sale of lots and assumption of loan of the Ultimate Parent Company (Note 18). These are due and demandable.

Advances to joint venture pertain to cash advances to land owners or joint venture partners for the property or land that will be developed. These advances are liquidated by the joint venture partners once the purpose for which the advances were made had been accomplished and accordingly will be offset to the related liability to joint venture partners.

Advances to officers, employees and agents pertain to loans granted to the Group's employees which are collectible through salary deduction, are noninterest-bearing and have various maturity dates. This also includes advances for liquidation pertaining to cash advances to custodians for site costs and administrative expenses and advances to sales agents for marketing activities which are replenished upon liquidation.

Commission receivable represents the uncollected and unbilled commission revenue for real estate sales services rendered to outside parties. This is equivalent to a certain percentage of the total contract price of properties sold.

Accrued interest receivable pertains to interest on trade receivables already earned but not yet received.



Receivable from tenants represent the outstanding receivable arising from the lease of commercial spaces relating to the Group's mall operation and are collectible within 30 days from billing date.

Dividend receivable pertains to cash dividend from AFS financial assets not yet received.

Other receivables primarily represent the Group's uncollected development income from the Summerhill Executive Phase 4 project located in Antipolo, Rizal.

6. Real Estate Inventories

A summary of the movement in inventory is set out below:

	2017	2016
Balance at January 1	₱11,952,808,030	₱8,855,519,517
Construction and development costs incurred	1,920,229,882	2,474,220,284
Land acquired during the year	2,832,525,855	1,464,057,790
Reposessed real estate inventories	122,513,639	28,000,511
Capitalized borrowing costs (Notes 13 and 17)	60,610,149	77,439,977
Costs of real estate sales	(860,882,958)	(946,430,049)
Balance at December 31	₱16,027,804,597	₱11,952,808,030

The real estate inventories are carried at lower of cost or net realizable value (NRV). There are no inventories recorded at lower than cost.

Real estate inventories recognized as cost of sales amounted to ₱860.88 million in 2017, ₱946.43 million in 2016, and ₱799.99 million in 2015, and are included as "Costs of real estate sales" in the statements of comprehensive income. Cost of real estate sales includes acquisition cost of land, amount paid to contractors, development costs, capitalized borrowing costs and other costs attributable to bringing the real estate inventories to its intended condition. The capitalization rate used to determine the borrowing cost eligible for capitalization is 5.67% and 6.30% in 2017 and 2016, respectively.

The Group acquired various land for development amounting to ₱2,832.53 million and ₱1,464.06 million in 2017 and 2016, respectively. Initial stages of development are underway on these properties with a view to subsequent sale as subdivision, condominium or commercial space.

Reposessed real estate inventories represent previously sold lot inventories which are recorded back to inventories due to cancellation of sales due to buyers' default in payment. These are recorded at fair value less cost to sell and cost to complete at the time of transfer and are held for sale in the ordinary course of business. Gain on repossession of real estate inventories amounted to ₱45.32 million, ₱32.44 million and ₱55.46 million in 2017, 2016 and 2015, respectively (Note 16).

There was no provision for nor reversal of impairment of real estate inventories in 2017 and 2016.

No inventories were pledged as collateral to borrowings as of December 31, 2017 and 2016.



7. Other Current Assets

This account consists of:

	2017	2016
Advances to contractors	₱1,238,593,948	₱1,366,589,385
Advances to lot owners	719,282,052	463,011,341
Prepaid commission	342,357,464	249,661,080
Input VAT - net	308,432,119	243,614,316
Prepaid taxes	57,423,928	36,638,137
Advances to agents and brokers	54,558,828	55,178,434
Others	119,273,619	78,753,684
	₱2,839,921,958	₱2,493,446,377

Advances to contractors represent payments made in advance for construction. The advances will be settled through recoupment against the contractors' billings.

Advances to lot owners consist of advance payments to land owners which will be applied against the selling price of the real properties that will be acquired. The application is expected to be within 12 months after the reporting date.

Prepaid commission pertains to payments to agents for sales commission on inventory units that are not yet recognized as sales during the year. These are recognized immediately as expense at the point when the related customer account qualifies for revenue recognition.

Input VAT - net arising from purchase of goods and service is applied against output VAT. The remaining balance is recoverable in future periods.

Prepaid taxes pertain to creditable withholding taxes to be applied against future income tax payable and prepayments for registration of acquired lots.

Advances to agents and brokers pertain to advances provided to brokers having branch offices in the country and abroad which are necessary in the conduct of business. This will be liquidated once used up for the purpose it was intended for.

Others consist mainly of prepayments related to mall operations and security deposits for short term leases, among others.



8. Available-for-Sale Financial Assets

This account consists of equity securities as follows:

	2017	2016
Quoted - at fair value		
At beginning of year	₱759,162,860	₱722,683,658
Net unrealized gain	25,976,439	36,479,202
At end of year	785,139,299	759,162,860
Unquoted - at cost		
At beginning of year	85,000,000	85,000,000
Additions	7,893,438	—
At end of year	92,893,438	85,000,000
	₱878,032,737	₱844,162,860

In 2016, the Group acquired 12.5% ownership in Uni-Asia Properties, Inc. amounting to ₱85.00 million. The Group established that it does not have control or significant influence on the said investee at the current level of ownership.

Movement in unrealized gain reflected in the other comprehensive income:

	2017	2016
Balance at beginning of year	₱435,787,892	₱399,308,690
Fair value change during the year	25,976,439	36,479,202
Balance at end of year	₱461,764,331	₱435,787,892

In 2017 and 2016, no impairment was recognized for AFS financial assets and no gains or losses were transferred to profit or loss.

Dividends earned from quoted AFS financial assets amounted to ₱7.16 million each for 2017, 2016 and 2015.



9. Investment Properties

The rollforward analyses of this account follow:

	2017					Total
	Land	Land Improvements	Buildings and Improvements	Machinery and Equipment	Construction in Progress	
Cost						
Balances at January 1	P1,766,045,000	P44,259,000	P3,845,581,924	P412,409,000	P156,604,014	P6,224,898,938
Additions	-	-	4,420,780	-	150,694,413	155,115,193
Balances at December 31	1,766,045,000	44,259,000	3,850,002,704	412,409,000	307,298,427	6,380,014,131
Accumulated Depreciation						
Balances at January 1	-	9,958,277	690,924,796	371,168,100	-	1,072,051,173
Depreciation (Note 16)	-	1,106,475	107,999,757	41,240,900	-	150,347,132
Balances at December 31	-	11,064,752	798,924,553	412,409,000	-	1,222,398,305
Net Book Value	P1,766,045,000	P33,194,248	P3,051,078,151	P-	P307,298,427	P5,157,615,826

	2016					Total
	Land	Land Improvements	Buildings and Improvements	Machinery and Equipment	Construction in Progress	
Cost						
Balances at January 1	P1,607,845,000	P44,259,000	P3,841,185,016	P412,409,000	P-	P5,905,698,016
Additions	158,200,000	-	4,396,908	-	156,604,014	319,200,922
Balances at December 31	1,766,045,000	44,259,000	3,845,581,924	412,409,000	156,604,014	6,224,898,938
Accumulated Depreciation						
Balances at January 1	-	8,851,802	583,114,531	329,927,200	-	921,893,533
Depreciation (Note 16)	-	1,106,475	107,810,265	41,240,900	-	150,157,640
Balances at December 31	-	9,958,277	690,924,796	371,168,100	-	1,072,051,173
Net Book Value	P1,766,045,000	P34,300,723	P3,154,657,128	P41,240,900	P156,604,014	P5,152,847,765

The construction in progress represents capitalized costs arising from the construction of the Group's business center that is located in Cainta, Rizal. The target completion of the construction in progress is on the fourth quarter of 2018.

Depreciation expense recognized as costs of rental income amounted to P150.35 million, P150.16 million and P156.23 million in 2017, 2016 and 2015, respectively (Note 16).



Rental income recognized from these investment properties amounted to ₱1,026.10 million, ₱852.49 million and ₱984.45 million in 2017, 2016 and 2015, respectively (Note 22). Cost of rental income from property operations amounted to ₱583.99 million, ₱581.21 million and ₱594.66 million for the years ended December 31, 2017, 2016 and 2015.

The aggregate fair value of the Group's investment properties amounted to ₱8,089.98 million and ₱7,934.86 million as of December 31, 2017 and 2016, respectively. The most recent fair value was determined on December 31, 2015 by Cuervo Appraisers, Inc. which is a SEC accredited asset valuer. To obtain the fair value as of December 31, 2017, the 2015 fair value was updated to consider 2016 and 2017 additions. The fair value of the investment properties disclosed in the financial statements is categorized within Level 3 of the fair value hierarchy.

The fair value of investment properties was arrived at using Market Data Approach. In this approach, the value of the investment properties is based on sales and listings of comparable property registered within the vicinity. The technique of this approach requires the establishing of comparable property by reducing reasonable comparative sales and listings within the area to a common denominator. This is done by adjusting the differences between the subject property and those actual sales and listings regarded as comparable. The properties used as basis of comparison are situated within the immediate vicinity of the subject property.

Borrowing cost capitalized to investment properties in 2017, 2016 and 2015 amounted to ₱3.81 million, ₱14.48 million and nil, respectively (Note 17).

There are no investment properties as of December 31, 2017 and 2016 that are pledged as security for liabilities.

10. Property and Equipment

The rollforward analyses of this account follow:

	2017				Total
	Office Tools and Equipment	Transportation Equipment	Furniture and Fixtures	Software	
Cost					
Balances at January 1	₱18,864,664	₱75,766,679	₱7,616,270	₱38,333,814	₱140,581,427
Additions	2,874,835	5,865,731	4,347,916	-	13,088,482
Reclassification	-	-	(250,000)	-	(250,000)
Balances at December 31	21,739,499	81,632,410	11,714,186	38,333,814	153,419,909
Accumulated Depreciation and Amortization					
Balances at January 1	7,976,503	31,515,607	4,186,087	33,570,321	77,248,518
Depreciation and amortization	3,097,182	12,559,054	2,215,822	2,553,315	20,425,373
Balances at December 31	11,073,685	44,074,661	6,401,909	36,123,636	97,673,891
Net Book Value	₱10,665,814	₱37,557,749	₱5,562,277	₱2,210,178	₱55,746,018



	2016				
	Office Tools and Equipment	Transportation Equipment	Furniture and Fixtures	Software	Total
Cost					
Balances at January 1	₱9,872,968	₱45,559,323	₱6,622,941	₱38,333,814	₱100,389,046
Additions	8,991,696	30,207,356	993,329	—	40,192,381
Balances at December 31	18,864,664	75,766,679	7,616,270	38,333,814	140,581,427
Accumulated Depreciation and Amortization					
Balances at January 1	5,751,737	17,343,622	3,118,286	31,017,008	57,230,653
Depreciation and amortization	2,224,766	14,171,985	1,067,801	2,553,313	20,017,865
Balances at December 31	7,976,503	31,515,607	4,186,087	33,570,321	77,248,518
Net Book Value	₱10,888,161	₱44,251,072	₱3,430,183	₱4,763,493	₱63,332,909

Depreciation expense pertaining to mall operations recognized as costs of rental income amounted to ₱0.60 million, nil in 2017 and both for 2016 and 2015, respectively (Note 16).

The cost of fully depreciated property and equipment that are still in use amounted to ₱43.82 million and ₱38.60 million as of December 31, 2017 and 2016, respectively.

11. Accounts and Other Payables

This account consists of:

	2017	2016
Contractors payable	₱1,221,862,467	₱1,426,545,768
Accounts payable	1,015,903,526	877,702,734
Joint venture payable	236,456,979	117,250,553
Retentions payable	101,318,750	72,630,006
Withholding tax payable	69,330,091	89,434,900
Taxes and licenses payable	61,593,580	54,303,501
Interest payable (Note 13)	58,631,306	11,368,678
Payable to related parties (Note 18)	46,181,514	16,883,251
Accrued payables	27,237,491	20,355,849
Advances from shareholders (Note 18)	16,346,102	16,346,102
Others	137,339,044	97,185,405
	₱2,992,200,850	₱2,800,006,747

Contractors payable arises from progress billings received from contractors' unbilled completed work on the development of projects. These are non-interest bearing and are normally settled on 30 to 60-day terms.

The Group entered into offsetting agreements with its suppliers whereby the Group sells subdivision land and condominium units in exchange for the delivery of the equivalent value of construction materials or services in accordance with specifications stated in the purchase orders and as stated in the bid proposal. The fair value of materials and services incurred to date is recorded under "Accounts Payable" until the criteria for revenue recognition are met. These liabilities under offsetting arrangements amounted to ₱893.27 million and ₱771.99 million as of December 31, 2017 and 2016, respectively.



Accounts payable also include amounts due to suppliers which are noninterest-bearing and are normally settled on 15 to 60-day terms.

Joint venture payable pertains to the collection of the share of the joint venture partners collected by the Group and is normally remitted within 90 days from the date of collection.

Retentions payable represents amounts withheld from payments to contractors as a guaranty for any claims against them. These are non-interest bearing and will be remitted to contractors at the end of the contract work.

Withholding tax payable consists of taxes withheld for remittance to the government.

Taxes and licenses payable are amounts due to local government units for the processing of registration fees and licenses related to the Group's land acquisitions.

Interest payable pertains to interest incurred on bank loans (Note 14). These are settled on a quarterly basis.

Accrued payables mostly include utilities pertaining to mall operations and unpaid salaries by the Group and are normally settled on 15 to 60-day terms.

Advances from shareholders are advances for the working capital on the Group's administrative expenses related to selling properties.

Other payables primarily consist of professional fees, documentary stamp tax, unearned rent, security deposits from tenants and mandatory employer's contributions which are noninterest-bearing and are normally settled within one year.

12. Customers' Deposits

This account consists of customers' reservation fees, downpayments and excess of collections over the installment contracts receivable amounting ₱1,223.41 million and ₱908.66 million as of December 31, 2017 and 2016, respectively.

The Group requires buyers of the residential condominium units and subdivision lots to pay a minimum percentage of the total selling price before revenue recognition. These reservation fees and downpayments will be applied against the installment contract receivables when revenue recognition is met.

The excess of collections over the recognized revenue is applied against the receivables in the succeeding years.



13. Long-term and Short-term Debt

Short-term debt

Below are the details of the short-term debt:

	2017	2016
Loans under revolving credit facility	₱2,575,000,000	₱1,300,000,000
Single payment short-term loan	2,700,000,000	700,000,000
Loans under notes facility agreement	200,000,000	398,000,000
	5,475,000,000	2,398,000,000
Less unamortized debt issuance cost	-	2,438,135
	₱5,475,000,000	₱2,395,561,865

Loans under revolving credit facility agreement follow:

	2017	2016
Beginning balance	₱1,300,000,000	₱1,500,000,000
Availments	4,694,000,000	300,000,000
Payments	(3,419,000,000)	(500,000,000)
Ending balance	₱2,575,000,000	₱1,300,000,000

On December 21, 2015, the Group borrowed unsecured ₱1,000.00 million 2-year term loan agreement with China Banking Corporation (CBC) payable in lump sum on December 21, 2017 through a single payment at a fixed rate of 5.8713% per annum. Interest on the loan shall be calculated based on a 30/360 day count basis and shall be paid quarterly in arrears every March 22, June 22, September 22 and December 22 of each year on the unpaid principal amount of the loan, starting on March 22, 2016. This was paid in full in 2017. Unamortized debt issuance cost pertaining to this specific loan amounting to ₱2.44 million as at December 31, 2016 was recognized as expense in the 2017 statement of income.

In 2016, CBC granted the Group additional ₱500.00 million unsecured revolving credit facility, ₱300.00 million of which was drawn and payable upon maturity on May 29, 2017. Interest is at 4.625% per annum payable quarterly in arrears. This was paid in full in 2017.

In 2017, two (2) unsecured 3-month loans were borrowed from CBC in January and May amounting ₱150.00 million and ₱600.00 million with interest rates per annum of 5.13% and 3.75%, respectively. The loans matured and were paid in full in 2017.

In 2017, three (3) unsecured 1-year term loans were borrowed from CBC on August 24, November 10 and November 20 amounting ₱300.00 million, ₱500.00 million and ₱200.00 million with interest rates per annum of 3.75%, 4.47% and 3.75%, respectively. These loans remain outstanding as of December 31, 2017.

In 2017, various unsecured short-term loans were obtained from Multinational Investment Bancorporation (MIB) amounting to ₱2,194.00 million. These have maturity periods ranging from 3 to 6 months, with annual interest rates ranging from 3.75% to 4.00%. Of the total ₱2,194.00 million loans availed, ₱869.00 million were settled in 2017.

In February 2017, the Group opened a one (1) year, ₱250.00 million credit line with interest rate of 4.28% per annum with Maybank Philippines, Inc. under terms and conditions that are in the best



interest of the Corporation. This amount was subsequently drawn by the Group for every 3-month period. The Group availed a total of ₱500.00 million from this credit line which matured and was paid in 2017.

On December 2017, two (2) unsecured 5-month loans were borrowed from Maybank Philippines, Inc. amounting ₱150.00 million and ₱100.00 million with interest rates per annum of 4.28% and 4.20%, respectively. These loans will mature in May 2018.

Single payment short-term loan

The rollforward analyses of single payment short-term loan follow:

	2017	2016
Beginning balance	₱700,000,000	₱200,000,000
Availments	2,700,000,000	500,000,000
Payments	(700,000,000)	-
Ending balance	₱2,700,000,000	₱700,000,000

On September 9, 2016, the Group obtained a clean loan credit line from Rizal Commercial Banking Corporation (RCBC) amounting ₱500.00 million for working capital purposes with the loan principal and 4.00% interest per annum payable upon maturity on September 4, 2017. On September 4, 2017, the Group extended the loan for another 1-year payable on August 30, 2018 at 4.25% interest per annum. Also, on August 3 and August 14, 2017 the Group borrowed a one-year unsecured loan with annual interest rates of 4.25% totaling ₱2,000.00 million.

Also, the Group has executed a clean loan from Amalgamated Investment Bancorporation which was extended for another one (1) year on June 19, 2017. The loan amounted to ₱200.00 million which bears 5.00% interest per annum. Proceeds were used to finance the Group's working capital requirements.

Loans under notes facility agreement

Movement in the account is as follows:

	2017	2016
Beginning balance	₱398,000,000	₱-
Availments	-	398,000,000
Payments	(198,000,000)	-
Ending balance	₱200,000,000	₱398,000,000

On September 30, 2016, the Group entered into another Local Currency Notes Facility with Banco De Oro, whereby the Group was granted an unsecured credit line facility amounting to ₱400.00 million. The Group availed ₱198.00 million and ₱200.00 million of the credit line on July 29, 2016 and November 10, 2016, respectively. The interest is payable on a monthly basis at 4.66% per annum and 4.25% per annum for the ₱198.00 million and ₱200.00 million loans, respectively. The loan principals are payable upon maturity on July 29, 2017 and September 28, 2017, respectively.

On August 9, 2017, the ₱198.00 million principal and accrued interest thereon was fully paid. The ₱200.00 million principal remain outstanding as of December 31, 2017.



Long-term debt

Below are the details of the long-term debt:

	2017	2016
Bonds		
Series A Bonds	₱—	₱2,000,000,000
Series B Bonds	2,000,000,000	2,000,000,000
Loans under term facility agreement	3,100,000,000	—
	5,100,000,000	4,000,000,000
Less unamortized debt issuance cost	(60,336,946)	(65,083,996)
	₱5,039,663,054	₱3,934,916,004

The rollforward analyses of this account follow:

	2017	2016
Beginning balance	₱4,000,000,000	₱4,000,000,000
Availments	3,100,000,000	—
Payments	(2,000,000,000)	—
Ending balance	₱5,100,000,000	₱4,000,000,000

On December 22, 2015, the Group issued a total of ₱4,000.00 million Unsecured Fixed-Rated Peso bonds, broken down into ₱2,000.00 million Series A Bonds due in 2018 at a fixed rate equivalent to 6.73% per annum and a ₱2,000.00 million Series B Bonds due in 2021 at a fixed rate equivalent to 6.72% per annum. The Bonds have been rated by the Credit Rating and Investors Services Philippines Inc. on October 16, 2015. The bonds shall constitute the direct, unconditional, and unsecured obligations of the Issuer and shall at all times rank pari passu and ratably without preference among themselves and among any present and future unsecured obligations of the Issuer, except for any statutory preference or priority established under Philippine law.

The proceeds of the bonds were used by the Group to fully refinance existing secured loans, for capital expenditure requirements, and/or general corporate purposes.

The Bonds is repaid at par (or 100% of face value), plus any outstanding interest, on the relevant maturity date of each series or on December 22, 2018 for the Series A Bonds and on March 22, 2021 for the Series B Bonds, unless the Group exercises its early redemption option for the Series A or Series B Bonds.

Interest on the Bonds is payable quarterly in arrears every March 22, June 22, September 22 and December 22 of each year, starting on March 22, 2016.

On June 22, 2017, the Group exercise its Early Redemption Option for the Series A unsecured Fixed-Rate Peso bonds in the amount of ₱2,000.00 million at the early redemption price of One Hundred and One Percent (101%) of the principal amount, plus all accrued interest on the bonds at the Early Redemption Option Date. This was paid using the proceeds from the ₱3,100.00 million, ten (10) year Corporate Note Facility with financial institutions, with a maximum of nineteen (19) investors, ₱2,100.00 million of which was availed by the Group during the first half in 2017. This note is intended for the strategic land banking, capital expenditures for ongoing and new projects, and general corporate purposes.

On October 27, 2017, the remaining ₱1,000.00 million of the ten (10) year Corporate Note Facility was drawn by the Group. The ten (10) year Corporate Note Facilities bear annual interest rates at 6.85% for the 1st to 5th year and 7.14% for the 6th to 10th year.



The Group is required to maintain a maximum of debt-to-equity ratio of 1.50:1.00, a minimum current ratio of 1.00:1.00 and a minimum debt service coverage ratio of 1.25. The Group has complied with the debt covenants.

Movement in unamortized debt issuance cost for both short-term and long-term debt follows:

	2017	2016
Beginning balance	₱67,522,131	₱90,240,316
Additions	34,875,000	-
Derecognition	(23,086,804)	-
Amortization	(18,973,381)	(22,718,185)
Ending balance	₱60,336,946	₱67,522,131

Derecognized debt issuance cost pertains to the unamortized amount at the time the loan or bonds were preterminated.

Interest expense on short-term and long-term debts amounted to ₱487.64 million, ₱290.36 million and ₱136.68 million in 2017, 2016 and 2015, respectively (Note 17). Of the total interest expense, amortization of transaction cost on short-term and long-term loan amounted to ₱18.97 million ₱22.72 million, ₱25.16 million in 2017, 2016 and 2015, respectively, and is included under "Interest expense" of the statement of comprehensive income (Note 17).

Borrowing costs capitalized to real estate inventories and investment properties in 2017, 2016 and 2015 amounted to ₱64.42 million, ₱91.92 million and ₱48.48 million, respectively (Notes 6 and 9).

14. Equity

The capital stock consists of:

	Shares	Amount
Par value per share - ₱1.00		
Authorized common shares	16,000,000,000	₱16,000,000,000
Issued shares	10,796,450,000	10,796,450,000
Treasury shares	1,850,000,000	1,850,000,000
Outstanding shares	8,946,450,000	8,946,450,000

Registration Track Record:

- a) The Parent Company was incorporated as Zipporah Mining and Industrial Corporation ("Zipporah Mining") on December 6, 1966 as a mining firm which was amended to a real estate developer.
- b) On September 14, 1987, the Parent Company launched its Initial Public Offering where a total of 20,000.00 million common shares were offered at an offering price of ₱1.00 per share.
- c) Subject to a restructuring program, the BOD of the Parent Company approved on November 22, 1995 the offering of up to 1,000.00 million shares of stock out of the increase in the authorized capital stock from ₱50.00 million to ₱2,000.00 million at a par value of ₱1.00 to a group of investors led by the Ultimate Parent Company. This was subsequently approved and ratified by the stockholders in a Special Stockholders' Meeting on December 18, 1995.



d) On December 18, 1995, the stockholders of the Parent Company approved a number of changes in the corporate structure as part of its diversification scheme. These were:

1. The change of its name to Zipporah Realty Holdings, Inc.;
2. The increase in the number of directors from nine to 11;
3. The waiver of the pre-emptive rights over the future issuances of shares;
4. The change in the primary and secondary purposes;
5. The change in the par value of its shares from ₱0.01 to ₱1.00; and
6. The increase in its authorized capital stock to ₱2,000.00 million.

The first four changes were approved by the SEC on August 14, 1996 while the last two corporate acts were approved on January 22, 1997.

e) On June 15, 2007, the BOD approved the following resolutions and was ratified by the stockholders on July 16, 2007:

1. Change in Corporate name to Sta. Lucia Land, Inc.
2. Increase in authorized capital stock of the Parent Company from ₱2,000.00 million divided into 2,000.00 million shares to ₱16,000.00 million divided into 16,000.00 million shares or an increase of ₱14,000.00 million with a par value of ₱1.00 per share.
3. Subscription of the Ultimate Parent Company of up to 10,000.00 million shares out of the increase in the Parent Company's authorized capital stock; and
4. Subscription of the Ultimate Parent Company to such shares shall be at par value, and the consideration for which shall be the assignment and transfer by the Ultimate Parent Company to the Parent Company of assets acceptable to the Parent Company at a reasonable discount on the fair market value of such assets. The fair value market value was determined by independent professionally qualified appraisers. The fair value represents the amount at which the assets could be exchanged between a knowledgeable, willing buyer and knowledgeable, willing seller in an arm's length transaction at the date of valuation.

The above resolutions were ratified by the Parent Company's shareholders on July 16, 2007.

f) On December 8, 2007, the Parent Company and the Ultimate Parent Company executed various deeds of assignment wherein the Ultimate Parent Company assigned all its rights, title and interest to certain properties consisting of investment properties (Sta. Lucia East Grand Mall) amounting to ₱4,710.00 million and certain parcels of land amounting to ₱6,018.50 million and assumption of mortgage in the investment properties of ₱723.60 million. The investments of the Ultimate Parent Company through the assignment of various properties, net of mortgage assumed, were issued with shares of stock totaling ₱10,000.00 million.

The Group has 264 existing certified shareholders as at December 31, 2017 and 2016.

Treasury Shares

As of December 31, 2010, the Parent Company had intercompany receivables from the Ultimate Parent Company amounting ₱1,029.88 million. The receivables ballooned to ₱1,358.69 million as of December 31, 2011. As full settlement, of the receivables amounting to ₱1,358.69 million, in the Ultimate Parent Company assigned "Saddles and Clubs Leisure Park" to the Parent Company.

Also, the Parent Company accumulated ₱442.42 million receivables from Sta. Lucia East Commercial Corporation (SLECC), arising from uncollected rental income.



As of March 31, 2014, the Parent Company has recognized assets consisting of the “Saddles and Clubs Leisure Park” project amounting to ₱1,358.69 million and receivables from SLECC amounting to ₱442.42 million. In aggregate, the assets amounted to ₱1,801.11 million.

In July 2014, the Parent Company agreed to enter into an agreement with the Ultimate Parent Company to convert portion of the Ultimate Parent Company’s investments into treasury shares as settlement of the assets recognized by the Parent Company aggregating ₱1,801.11 million (Note 18). Accordingly, on July 8, 2014, the Ultimate Parent Company and the Parent Company executed a deed of assignment.

Under the deed of assignment, the parties agreed to rescind its previous arrangement with respect to the assignment of the “Saddles and Clubs Leisure Park” project which resulted in the reversion of the assignment and the reinstatement of the receivables from the Ultimate Parent Company amounting ₱1,358.69 million. The parties also agreed to assign the SLECC receivables of ₱442.42 million. As a result, the total amount of receivables from the Ultimate Parent Company amounted to ₱1,801.11 million.

In order to fully settle the receivables from the Ultimate Parent Company in the amount ₱1,801.11 million as of March 31, 2014, the Ultimate Parent Company agreed to assign, convey and transfer in favor of the Parent Company 3,000.00 million shares out of the Ultimate Parent Company’s total shareholdings in the Parent Company. Upon exercise, the shares will become treasury shares.

The parties agreed to execute the assignment of the 3,000.00 million of the Parent Company shares in 2 tranches:

- Tranche 1 - 2,250.00 million shares, which covered ₱900.00 million of the advances, were transferred within 30 days from the signing of the Deed of Assignment. The Parent Company successfully executed Tranche 1 in September 2014.
- Tranche 2 – 750.00 million shares, which shall cover the remaining ₱901.11 million of the advances, to be transferred within 1 year from the date of the Deed of Assignment, or when the Parent Company accumulates more than ₱901.11 million in unrestricted retained earnings, whichever is earlier.

As of December 31, 2017, the second tranche was not yet executed by the Group. In April 2018, the July 8, 2014 Deed of Assignment was amended with respect to the assignment of the shares under the Second Tranche. Under the amended agreement, the parties fixed the shares to a range of 750.00 million to 900.00 million at a price per share of ₱1.00 to ₱1.20 which will satisfy the obligation of the Ultimate Parent Company to the Parent Company in the amount of ₱900.00 million. The Ultimate Parent Company also offered its investments in shares as collateral to its obligation pending the execution of Second Tranche. The execution of the Second Tranche is expected to occur on or before September 30, 2018.

On December 22, 2015, the Group’s 400.00 million treasury shares costing ₱0.40 per share were reissued at ₱0.75 per share, thus increasing the outstanding shares to 8,946.45 million.

Additional Paid-in Capital

On December 22, 2015, upon issuance of the 400 million treasury shares, the excess of the reissuance over the cost of the treasury shares was recognized as additional paid-in capital from treasury shares amounting to ₱137.95 million. The Group incurred related stock issue cost amounting to ₱2.05 million.



Retained Earnings

In accordance with SRC Rule No. 68, As Amended (2011), Annex 68-C, the Parent Company's retained earnings available for dividend declaration as of December 31, 2017 and 2016 amounted to ₱2,717.76 million and ₱1,970.70 million, respectively.

The retained earnings is restricted to dividends to the extent of shares held in treasury amounting ₱740.00 million.

The subsidiaries are in a capital deficit position as of 2017 and 2016, hence no accumulated earnings available for dividend distribution.

Capital Management

The primary objective of the Group's capital management policy is to ensure that debt and equity capital are mobilized efficiently to support business objectives and maximize shareholder value. The Group establishes the appropriate capital structure for each business line that properly reflects its credit rating and allows it the financial flexibility, while providing sufficient cushion to absorb cyclical industry risks. The Group manages its capital structure and make adjustments to it, in light of changes in economic decisions.

The Group's sources of capital include all the components of the equity totaling ₱14,309.95 million and ₱13,465.97 million as of December 31, 2017 and 2016, respectively.

The Group monitors capital using a gearing ratio, which is total debt divided by total equity. The Group includes within debt, interest-bearing loans and external borrowings whether in the form of short term notes or long-term notes and bonds.

The following table shows how the Group computes for its net debt-to-equity ratios as of December 31, 2017 and 2016:

	2017	2016
Debt	₱10,514,663,054	₱6,330,477,869
Less: Cash (Note 4)	626,239,307	140,450,437
Net debt	9,888,423,747	6,190,027,432
Equity	14,309,954,800	13,465,967,125
Net debt-to-equity ratio	69%	46%

Financial risk assessment

The Group's financial condition and operating results would not be materially affected by the current changes in credit, interest and liquidity conditions.

Credit risks continue to be managed through defined credit policies and continuing monitoring of exposure to credit risks. The Group's base of counterparties remains diverse. As such, it is not exposed to large concentration of credit risk.



15. Interest Income

This account consists of:

	2017	2016	2015
Interest income from:			
Trade receivables (Note 5)	₱113,874,018	₱89,365,678	₱87,197,544
Accretion from unamortized discount (Note 5)	45,086,327	41,492,492	37,839,486
Cash in banks (Note 4)	1,087,477	8,655,542	396,225
	₱160,047,822	₱139,513,712	₱125,433,255

16. Cost of Rental Income and Other Revenue

Cost of rental income consists of:

	2017	2016	2015
Utilities	₱360,788,328	₱361,650,518	₱318,286,650
Depreciation (Notes 9 and 10)	150,947,225	150,157,640	156,228,753
Management fee (Note 18)	55,856,832	55,239,103	64,060,798
Carpark maintenance	9,906,847	11,617,698	49,900,495
Manpower	5,118,191	816,024	765,160
Others	1,375,970	1,731,266	5,421,672
	₱583,993,393	₱581,212,249	₱594,663,528

Other revenue consists of:

	2017	2016	2015
Processing and registration fee	₱102,728,411	₱76,812,832	₱61,442,804
Surcharges and penalties	63,301,996	60,805,298	41,827,279
Fair value gain on repossessed inventory and gain from forfeited deposits (Note 6)	45,317,126	32,440,532	55,459,774
Profit share in hotel operations	19,928,680	6,945,437	3,100,433
Others	45,349,491	96,348,398	36,241,462
	₱276,625,704	₱273,352,497	₱198,071,752

Others mainly consists of income from nonrefundable collection from delinquent buyers and foreign exchange gains and losses.



17. Interest Expense

Interest expense consists of:

	2017	2016	2015
Interest expense on loans (Note 13)	₱200,307,682	₱353,701,673	₱177,505,023
Interest expense on bonds (Note 13)	305,458,139	26,939,446	7,280,174
Loss on pretermination of loans/bonds	43,086,804	-	-
Other financing charges	3,209,297	1,647,114	372,187
	552,061,922	382,288,233	185,157,384
Less capitalized borrowing costs (Notes 6, 9 and 13)	(64,422,990)	(91,923,230)	(48,476,667)
	₱487,638,932	₱290,365,003	₱136,680,717

18. Related Party Transactions

The related amounts and outstanding balances from related party transactions in 2017 and 2016 follow:

	2017			
	Volume	Receivable	Terms	Conditions
Trade receivables (Note 5)				
<i>Ultimate Parent Company (SLRDI)</i>				
Sharing of expenses, collection from buyers collected by SLRDI, unremitted share of SLRDI, marketing fee and advances arising from "Saddles and Clubs Leisure Park" project (Note 14) (c)	₱17,132,573	₱751,416,965	Due and demandable; noninterest-bearing	Unsecured; no impairment (Note 14)
<i>Affiliate (SLRDI)</i>				
Rental and management fee (Note 14) (d)	55,856,832	404,517,214	Due and demandable; noninterest-bearing	Secured; no impairment
<i>Affiliate (Mall Tenants)</i>				
Rental income (e)	182,235,071	406,456,075	Due and demandable; noninterest-bearing	Unsecured; no impairment
		1,562,390,254		
Non-trade receivables (Note 5)				
<i>Affiliate (Marketing Arm)</i>				
Advances (f)	₱572,865	₱16,882,579	Due and demandable; noninterest-bearing	Unsecured; no impairment
		16,882,579		
Key officers and directors (Note 5) (g)	12,174,148	37,338,308	Due and demandable; noninterest-bearing	Unsecured; no impairment
		₱1,616,611,141		
Trade payables (Note 12)				
<i>Ultimate Parent Company (SLRDI)</i>				
Advances	₱29,298,263	₱46,181,514	Payable on demand; noninterest-bearing	Unsecured
<i>Advances to shareholders</i>				
Advances (h)	-	16,346,102	Payable on demand; noninterest-bearing	Unsecured
		₱62,527,616		



	2016			
	Volume	Receivable	Terms	Conditions
Trade receivables (Note 5)				
<i>Ultimate Parent Company (SLRDI)</i>				
Sharing of expenses, collection from buyers collected by SLRDI, uncommitted share of SLRDI, marketing fee and advances arising from "Saddles and Clubs Leisure Park" project (Note 14) (c)	₱274,616,610	₱718,246,394	Due and demandable; noninterest-bearing	Unsecured; no impairment
<i>Affiliate (SLECC)</i>				
Rental and management fee (d)	55,239,103	404,830,987	Due and demandable; noninterest-bearing	Unsecured; no impairment
<i>Affiliate (Mall Tenants)</i>				
Rental income (c)	103,675,707	224,221,004	Due and demandable; noninterest-bearing	Unsecured; no impairment
		1,347,298,385		
Non-trade receivables (Note 5)				
<i>Affiliate (Marketing Arm)</i>				
Advances (f)	16,309,714	16,309,714	Due and demandable; noninterest-bearing	Unsecured; no impairment
		16,309,714		
Key officers and directors (Note 5) (i)	3,740,000	45,590,012	Due and demandable; noninterest-bearing	Unsecured; no impairment
		₱1,409,198,111		
Trade payables (Note 12)				
<i>Ultimate Parent Company (SLRDI)</i>				
Advances	₱13,628,263	₱16,883,251	Payable on demand; noninterest-bearing	Unsecured
<i>Advances to shareholders</i>				
Advances (h)	140,000	16,346,102	Payable on demand; noninterest-bearing	Unsecured
		₱33,229,353		

The Group in its regular conduct of business has entered into transactions with related parties. Parties are considered to be related if, among others, one party has the ability, directly or indirectly, to control the other party in making financial and operating decisions, the parties are subject to common control or the party is an associate or a joint venture. The outstanding accounts with related parties shall be settled in cash. The transactions are made at terms and prices agreed-upon by the parties.

The significant transactions with related parties follow:

- a. The Parent Company, in the normal course of business, has transactions with the Ultimate Parent Company consisting of non-interest bearing advances for working capital requirements with no fixed repayment terms. These are transactions and related receivable arising from sale of lots to Ultimate Parent Company. Outstanding receivables from such sales amounted to ₱1.54 million as of December 31, 2017.
- b. Other transactions with the Ultimate Parent Company include noninterest-bearing cash advances for various charges for reimbursements of expenses on gasoline consumption of service vehicles, repairs and maintenance, supplies, rentals for project exhibits and advertising/marketing costs. This pertains to the monthly amortization payment from the buyers of the Parent Company collected by the Ultimate Parent Company due to be remitted to the Parent Company.
- c. In 2014, SLLI and SLRDI entered into several memorandums of agreements wherein SLLI undertakes the development and marketing of the several projects of SLRDI and has assumed the position of the development contractor and marketing arm. In consideration of the services rendered by SLLI, SLRDI has agreed to the following:
 - Colinas Verdes Bulacan Project - SLRDI has entered into a joint venture agreement with



- Araneta Properties, Inc. (API) for a proceeds sharing agreement of 60% SLRDI - 40% API share. SLLI shall be entitled to 75% of SLRDI's share in the joint venture agreement and 12% marketing fee on the gross selling price of all sales made from the project;
- Green Meadows Iloilo Project - SLRDI has entered into a joint venture agreement with AFP-Retirement and Separation Benefits System (ARSBS) for a lot sharing agreement of 55% SLRDI - 45% ARSBS share. SLLI shall be entitled to 75% of SLRDI's share in the joint venture and 12% marketing fee on the gross selling price of all sales made from the project;
 - Ponte Verde Davao Project- SLRDI has entered into a joint venture agreement with Green Sphere Realty Corporation (GSRC) for a lot sharing agreement of 60% SLRDI - 40% GSRC share. SLLI shall be entitled to 75% of SLRDI's share in the joint venture and 12% marketing fee on the gross selling price of all sales made from the project; and
 - Valle Verde Davao Project - SLRDI has entered into a joint venture agreement with GSRC for a lot sharing agreement of 60% SLRDI - 40% GSRC share. SLLI shall be entitled to 75% of SLRDI's share in the joint venture and 12% marketing fee on the gross selling price of all sales made from the project.

Total proceeds share of SLRDI from the joint operations amounted to ₱157.70 million and ₱159.86 million in 2017 and 2016, respectively. The share amounting ₱63.57 million and ₱65.08 million are still to be remitted or offset against the receivable from SLRDI as of December 31, 2017 and December 31, 2016, respectively.

- d. Effective October 1, 2014, SLLI directly entered into lease agreements with mall tenants. SLECC and SLLI, on the other hand entered into a management services agreement effective October 1, 2014 wherein SLECC will provide property management and business development services, leveraging its knowledge in the mall operations from the past years. In exchange of SLECC's services, SLLI shall pay SLECC a management fee equivalent to 7% of the gross rental revenue for managing mall operations including, repairs and maintenance and collection of space rental from storeowners or tenants.
- e. These are receivable from affiliates which are tenants of the mall. In January 2011, SLLI entered into a lease agreement with SLECC, an affiliate with common key management personnel. The lease agreements convey to SLECC the lease of mall owned by SLLI. The agreement was automatically renewed every year. Since the inception of the lease, SLLI charges rental income to SLECC equivalent to 90% of its net income, gross of real property tax. This lease agreement was terminated on September 30, 2014.
- f. In 2017, SLLI advanced for preoperating costs for various expenses like registration fees, taxes and licenses fees to its marketing arm. These advances amounted to ₱0.57 million and ₱16.31 million as of December 31, 2017 and 2016, respectively.
- g. The Parent Company made noninterest-bearing cash advances to officers and directors which will be liquidated upon completion of the business transaction.
- h. The other shareholders advanced working capital to its subsidiary, SVI, to be used on administrative expenses related to selling properties.

As of December 31, 2017 and 2016, the Group has not made any provision for impairment loss relating to amounts owed by related parties. There have been no guarantees and collaterals provided or received for any related party receivables or payables. These accounts are noninterest-bearing and are generally unsecured. This assessment of the Group is undertaken each financial year by examining the financial position of the related party and the market in which the related party operates.



Key Management Personnel

Compensation of key management personnel by benefit type follows:

	2017	2016
Short-term employee benefits	₱14,670,000	₱14,670,000
Post-employment benefits (Note 20)	541,059	525,300
	₱15,211,059	₱15,195,300

19. Pension Liabilities

The Group has a funded, noncontributory, defined benefit pension plan covering all employees having regular employment status starting 2017. The plan provides a retirement benefit equal to 22.5 days pay for every year of credited service in accordance with the Retirement Pay Law (Republic Act No. 7641). The Group updates the actuarial valuation every year by hiring the services of a third party professionally qualified actuary.

The following tables summarize the components of pension expense and net interest expense recognized in the statements of income, remeasurements recognized in other comprehensive income and the funded status and amounts recognized in the statements of financial position for the existing pension plan.

Components of retirement expense included in "Salaries and wages and other benefits" in the statements of comprehensive income follow:

	2017	2016
Current service cost	₱845,213	₱751,706
Interest cost	145,166	95,726
	₱990,379	₱847,432

The remeasurements recognized in OCI for the year ended December 31, 2017 and 2016 follows:

	2017	2016
Actuarial losses (gains) due to:		
Experience adjustments	(₱333,091)	(₱8,150)
Changes in financial assumptions	(235,371)	224,330
Changes in demographic assumptions	-	636,913
Asset return in net interest cost	54,200	-
	(₱514,262)	₱853,093

Changes in the present value of the defined benefit obligation follow:

	2017	2016
Balances at beginning of year	₱3,678,338	₱1,977,813
Current service cost	845,213	751,706
Interest cost	199,366	95,726
Actuarial losses (gains) due to:		
Changes in demographic assumptions	-	636,913
Changes in financial assumptions	(235,371)	224,330
Experience adjustments	(333,091)	(8,150)
Balances at end of year	₱4,154,455	₱3,678,338



Changes in the fair value of the plan asset follow:

	2017	2016
Balances at beginning of year	₱-	₱-
Interest income	54,200	-
Contributions	2,000,000	-
Benefits paid from plan assets	-	-
Return on plan assets	(54,200)	-
Balances at end of year	₱2,000,000	₱-

The distribution of plan assets at year-end follows:

	2017	2016
Cash	₱2,000,000	-

The Group expects to contribute ₱1.00 million to its retirement fund in 2018.

The plan deficit/(surplus) follow:

	2017	2016
Defined benefit obligation, ending	₱4,154,455	₱3,678,338
Fair value of plan assets, ending	(2,000,000)	-
Balances at end of year	₱2,154,455	₱3,678,338

The cost of defined benefit pension plans and the present value of the pension obligation are determined using actuarial valuations. The actuarial valuation involves making various assumptions. The principal assumptions used in determining pension for the defined benefit plans are shown below:

	2017	2016
Discount rate	5.77%	5.42%
Salary increase rate	3.00%	3.00%

The sensitivity analysis below has been determined based on reasonably possible changes of each significant assumption on the defined benefit obligation as of the end of the reporting period, assuming all other assumptions were held constant.

	Increase/ decrease in rate	2017	
		Impact on defined benefit obligation	
		Increase	Decrease
Salary increase rate	±1%	₱689,445	(₱568,863)
Discount rate	±1%	722,758	(584,303)

	Increase/ decrease in rate	2016	
		Impact on defined benefit obligation	
		Increase	Decrease
Salary increase rate	±1%	₱643,755	(₱529,406)
Discount rate	±1%	(675,413)	543,655



Shown below is the maturity analysis of the undiscounted benefit payments:

	December 31	
	2017	2016
2018	P-	P-
2019	-	-
2020	504,797	-
2021	-	599,064
2022	-	-
2023 – 2027	7,312,038	8,412,869

There was no plan amendment, curtailment, or settlement recognized in 2017 and 2016.

20. Interest in Joint Operations

The Group has entered into joint operations with various landowners and other companies, which include related parties. The interests in these joint operations range from 32% to 80% of the value of the whole project depending on the value of the land or investment of the other party against the estimated development costs. These joint operations entered into by the Group relate to the development and sale of subdivision land and condominium projects, with certain specified lots or units allocated to the joint operations. The Group's joint operations typically require the parties to contribute the land free from any lien, encumbrance and tenants or informal settlers to the project, with the Group bearing all costs related to land development and the construction of subdivision and condominium facilities.

Sales and marketing costs are allocated to both the Group and the joint operator. The projects covering the joint operations are expected to be completed in various dates. Capital commitments amounted to P4,170.00 million and P2,400.00 million in 2017 and 2016, respectively.

21. Segment Information

Operating segments are components of an entity for which discrete financial information is available that is regularly reviewed by the entity's chief operating decision makers to make decisions about resources to be allocated to the segments and in assessing performance. Generally, financial information is required to be reported on the basis that is used internally for evaluating segment performance and deciding how to allocate resources to segments.

For management purposes, the Group's operating segments are organized and managed separately according to the nature of the products provided, with each segment representing a strategic business unit that offers different products and serves different markets. The Group has two reportable operating segments as follows:

- *Leasing*
This segment consists of the Group's investment properties which includes properties that are held to earn rentals and are not occupied by the Group.
- *Residential development*
This represents the development and selling of subdivision lots and high rise condominium projects across the Philippines.



For investment properties, financial information is provided to the BOD on a property by property basis. The information provided is net rentals (including gross rent less property expenses). Information on the residential development property segment provided to the BOD is aggregated and is represented by revenue and profit from the sale of real estate inventories.

Segment assets for the investment property segment represent investment property held to earn rentals. Segment assets for the residential development segment represent unsold real estate inventories. Segment liabilities represent loans payable and customers' deposits as these are the only liabilities reported to the BOD on a segmental basis.

The Group's administrative costs, interest income and interest expense are reported to the BOD on a segmental basis. There are no sales between segments.

The following tables regarding business segments present assets and liabilities as of December 31, 2017, 2016 and 2015 and revenue and income information for each of the three years in the period ended December 31, 2017.

	2017		
	Leasing	Residential Development	Total
Rental income	₱1,026,099,885	₱-	₱1,026,099,885
Cost of rental income	(583,993,393)	-	(583,993,393)
Real estate sales	-	2,108,492,387	2,108,492,387
Cost of real estate sales	-	(860,882,958)	(860,882,958)
Construction income	-	1,612,700	1,612,700
Cost of construction	-	(943,899)	(943,899)
Segment gross profit	442,106,492	1,248,278,230	1,690,384,722
Selling and administrative expense	(30,483,143)	(544,726,114)	(575,209,257)
Interest income	50,429	159,997,393	160,047,822
Interest expense	-	(487,638,932)	(487,638,932)
Dividend income	-	7,157,683	7,157,683
Commission income	-	109,263,232	109,263,232
Other income	-	276,625,704	276,625,704
Other expense	(9,428,471)	(40,179,847)	(49,608,318)
Provision for income tax	(120,673,592)	(192,697,812)	(313,371,404)
Net income	₱281,571,715	₱536,079,537	₱817,651,252
Total segment assets	₱6,407,023,367	₱23,399,989,869	₱29,807,013,236
Segment liabilities	₱326,175,555	₱14,406,256,300	₱14,732,431,855
Income tax payable	-	46,184,278	46,184,278
Deferred tax liabilities	325,136,555	393,305,748	718,442,303
Total liabilities	₱651,312,110	₱14,845,746,326	₱15,497,058,436
Cash flows arising from:			
Operating activities	₱22,162,829	(₱3,078,645,160)	(₱3,056,482,331)
Investing activities	(4,755,961)	(180,143,546)	(184,899,507)
Financing activities	-	3,727,170,708	3,727,170,708



	2015		Total
	Leasing	Residential Development	
Cash flows arising from:			
Operating activities	₱11,235,305	(₱405,565,403)	(₱394,330,098)
Investing activities	(12,050,042)	(234,667,383)	(246,717,425)
Financing activities	–	2,739,977,344	2,739,977,344

Capital expenditures consist of additions to investment property amounting to ₱155.12 million and ₱319.20 million in 2017 and 2016, respectively.

22. Operating Lease

On January 1, 2011, the Group entered into a lease agreement with SLECC for the leasing of its investment property pertaining to the Sta. Lucia East Grand Mall (the Mall). The term of the lease is 15 months, with an automatic renewal provision for another one year unless written notice of termination is given by either party. In July 2012, the contract was further extended for another 15 months, ending in October 2013. Subsequent to October 2013, both parties have mutually agreed to continue with the lease agreement until termination is given by either party. Lease income is based on a certain percentage of net income derived by SLECC from mall tenants.

In 2014, the Group terminated the above lease agreement effective September 30, 2014. With the termination, all rental payments of direct tenants should be made in favor of the Group and all lease agreements will be revised with the Group as the lessor. After the termination, SLECC and the Group entered into a management agreement wherein SLECC will act as the overall manager and operator of the mall for a period of three (3) years starting October 1, 2014, renewable every three (3) years thereafter, in exchange of management fee equivalent to 7% of Gross Rental Revenue.

Monthly rental from mall tenants was subject to escalation clause of 10% per renewal.

Rent income recognized amounted to ₱1,026.10 million, ₱852.49 million and ₱984.45 million in 2017, 2016 and 2015, respectively.

23. Income Tax

Provision for income tax consists of:

	2017	2016	2015
Current	₱132,390,260	₱155,326,875	₱142,997,266
Deferred	180,668,293	(55,818,205)	154,215,788
Final	312,851	1,793,724	75,061
	₱313,371,404	₱101,302,394	₱297,288,115

The current provision for income tax in 2017, 2016 and 2015 represents RCIT.

The Group recognized deferred tax liability amounting to ₱0.15 million, ₱0.25 million and ₱0.24 million on remeasurement losses from pension liabilities recognized in OCI for the year ended December 31, 2017, 2016 and 2015, respectively.



The reconciliation of the statutory income tax rate to the effective income tax rate follows:

	2017	2016	2015
Statutory income tax rate	30.00%	30.00%	30.00%
Tax effect of:			
Nondeductible expenses	0.06	0.10	0.01
Income subjected to final taxes	–	0.08	0.75
Nontaxable income	(0.86)	(0.25)	(0.22)
Reversal of deferred tax liability	(1.49)	(17.75)	–
Effective income tax rate	27.71%	12.18%	30.54%

The components of net deferred tax liabilities as of December 31, 2017 and 2016 are as follows:

	2017	2016
Deferred tax assets on:		
Allowance for doubtful accounts	₱4,332,605	₱3,567,513
Accrued retirement liability	646,336	1,103,501
	4,978,941	4,671,014
Deferred tax liabilities on:		
Excess of realized gross profit over taxable realized gross profit on real estate sales and difference in tax base and accounting base on rental income	528,670,179	378,684,896
Prepaid commission	95,179,195	74,898,324
Capitalized borrowing cost	41,349,272	27,576,969
Fair value gain on repossessed inventory	30,177,886	30,177,886
Unamortized transaction cost	18,101,084	20,256,639
Unamortized discount on receivables	9,924,908	10,687,605
Others	18,720	8,427
	723,421,244	542,290,746
Net deferred tax liability	(₱718,442,303)	(₱537,619,732)

The Group did not recognize deferred tax asset on NOLCO of SLHI and SVI amounting to ₱36.72 million and ₱49.95 million in 2017 and 2016, respectively, since management believes that the tax benefit related will not reverse through income tax deductions in the near future.

Year Incurred	Amount	Expired	Balance	Expiry Date
December 31, 2017	₱85,300	₱–	₱85,300	2020
December 31, 2016	11,963,840	–	11,963,840	2019
December 31, 2015	24,665,440	–	24,665,440	2018
December 31, 2014	13,319,213	13,319,213	–	2017
	₱50,033,793	₱13,319,213	₱36,714,580	

Republic Act (RA) No.10963 or the Tax Reform for Acceleration and Inclusion Act (TRAIN) was signed into law on December 19, 2017 and took effect January 1, 2018, making the new tax law enacted as of the reporting date. Although the TRAIN changes existing tax law and includes several provisions that will generally affect businesses on a prospective basis, the management assessed that the same will not have any significant impact on the financial statement balances as of the reporting date.



24. Earnings per Share

The basic earnings per share for the years ended December 31, 2017, 2016 and 2015 were computed as follows:

	2017	2016	2015
Net income	₱817,651,252	₱730,378,689	₱676,160,226
Weighted average number of shares outstanding	8,946,450,000	8,946,450,000	8,563,116,667
Earnings per share	₱0.091	₱0.082	₱0.079

There were no potential dilutive shares in 2017, 2016 and 2015.

25. Fair Value Determination

Fair Value Hierarchy

The Group uses the following hierarchy for determining and disclosing the fair value of financial instruments by valuation technique:

- Level 1: quoted (unadjusted) prices in active markets for identical assets or liabilities
- Level 2: other techniques for which all inputs which have a significant effect on the recorded fair value are observable, either directly or indirectly
- Level 3: techniques which use inputs which have a significant effect on the recorded fair value that are not based on observable market data

The following methods and assumptions used by the Group in estimating fair value of the financial instruments are as follows:

Cash, receivables and accounts and other payables

Carrying amounts approximate fair values due to the relatively short-term maturities of these financial instruments.

Short term debt

Carrying amounts approximate the fair values because they carry interest rates which are the prevailing market rates for similar instruments.

Installment contracts receivables

The fair values of real estate receivable are calculated by discounting expected future cash flows at applicable rates for similar instruments using the remaining terms of maturity. The discount rate used in 2017 and 2016 ranges from 5.19% to 8.08% and 5.19% to 7.94%, respectively. The carrying value and fair value of the receivables amounted to ₱1,234.77 million and ₱682.62 million in 2017 and 2016, and ₱1,272.94 million and ₱718.25 million in 2017 and 2016, respectively.

Long term debt

The fair values of bonds payable are calculated by discounting expected future cash flows at applicable rates for similar instruments using the remaining terms of maturity. The discount rate used in 2017 and 2016 ranges from 6.14% to 7.52%. The carrying value and fair value of the bonds payable amounted to ₱5,039.66 million and ₱5,100.00 million in 2017 and ₱3,934.92 million and ₱4,000.00 million in 2016.



AFS financial assets

The fair value of quoted AFS financial assets is the current closing price as of reporting date while the unquoted AFS financial assets are carried at cost since fair value cannot be reliably estimated due to lack of reliable estimates of future cash flows and discount rates necessary to calculate the fair value. There is currently no market for these unquoted AFS financial assets and the Group intends to hold them for the long term.

The quantitative disclosures on fair value measurement hierarchy for assets as of December 31, 2017 and 2016 follow:

	2017				
	Carrying values	Total	Fair value measurements using		
Quoted prices in active markets for identical assets (Level 1)			Significant offer observable inputs (Level 2)	Significant unobservable inputs (Level 3)	
Assets measured at fair value					
Quoted equity securities	₱785,139,299	₱785,139,299	₱785,139,299	₱-	₱-
Unquoted equity securities	92,893,438	92,893,438	-	-	92,893,438
Assets for which fair value are disclosed					
Installment contracts receivable	2,231,911,871	2,270,079,543	-	-	2,270,079,543
Investment properties	5,157,615,826	8,089,976,115	-	-	8,089,976,115
Liabilities for which fair value are disclosed					
Short-term debt	5,475,000,000	5,475,000,000	-	-	5,475,000,000
Long-term debt	5,039,663,054	5,100,000,000	-	-	5,100,000,000

	2016				
	Carrying values	Total	Fair value measurements using		
Quoted prices in active markets for identical assets (Level 1)			Significant offer observable inputs (Level 2)	Significant unobservable inputs (Level 3)	
Assets measured at fair value					
Quoted equity securities	₱759,162,860	₱759,162,860	₱759,162,860	₱-	₱-
Unquoted equity securities	85,000,000	85,000,000	-	-	85,000,000
Assets for which fair value are disclosed					
Installment contracts receivable	1,801,790,177	1,837,415,528	-	-	1,837,415,528
Investment properties	5,152,847,765	7,934,860,922	-	-	7,934,860,922
Liabilities for which fair value are disclosed					
Short-term debt	2,398,000,000	2,398,000,000	-	-	2,398,000,000
Long-term debt	3,934,916,004	4,000,000,000	-	-	4,000,000,000

As at December 31, 2017, the Group's AFS financial assets amounting to ₱785.14 million (Note 8) is carried at fair value based on Level 1 while the fair value for the other ₱92.89 million is based on Level 3. The fair value for non-current receivables are based on Level 3. There have been no transfers between Level 1 and Level 2 during 2017 and 2016.

26. Financial Asset and Liabilities

Offsetting of Financial Instruments

Financial assets and liabilities are offset and the net amount reported in the consolidated statements of financial position where the Group currently has a legally enforceable right to set-off the recognized amounts and there is an intention to settle on a net basis or realize the net asset settles the liability simultaneously.



The following table represents the recognized financial instruments that are offset as of December 31, 2017 and December 31, 2016, and shows in the 'Net' column what the net impact would be on the Group's consolidated statements of financial position as a result of the offsetting rights.

	December 31, 2017		
	Gross Amount	Offsetting	Net Amount
Due from related parties	₱962,055,678	₱-	₱962,055,678
Due to related parties	-	(210,638,713)	(210,638,713)
	₱962,055,678	(₱210,638,713)	₱751,416,965

	December 31, 2016		
	Gross Amount	Offsetting	Net Amount
Due from related parties	₱783,329,373	₱-	₱783,329,373
Due to related parties	-	(65,082,979)	(65,082,979)
	₱783,329,373	(₱65,082,979)	₱718,246,394

SLLI's payable to SLRDI arising from SLRDI's unremitted share in the development and sale of the several projects of the latter is offset against the total receivable from SLRDI.

Financial Risk Management Objectives and Policies

The Group's principal financial instruments comprise of cash, receivables, AFS financial assets accounts and other payables, short-term debt and long-term debt.

Management closely monitors the cash fund and financial transactions of the Group. These strategies, to an extent, mitigate the Group's interest rate and credit risks.

Exposure to liquidity and credit risks arise in the normal course of the Group's business activities.

The main objectives of the Group's financial risk management are as follows:

- to identify and monitor such risks on an ongoing basis;
- to minimize and mitigate such risks; and
- to provide a degree of certainty about costs.

The Group's financing and treasury function operates as a centralized service for managing financial risks and activities as well as providing optimum investment yield and cost-efficient funding for the Group.

Liquidity risk

Liquidity risk is the risk arising from the shortage of funds due to unexpected events or transactions. The Group manages its liquidity profile to be able to finance the capital expenditures and service the maturing debts. To cover the financing requirements, the Group intends to use internally generated funds and proceeds from debt and equity offerings.

The Group actively manages its liquidity position so as to ensure that all operating, investing and financing needs are met. In mitigating liquidity risk, management measures and forecasts its cash commitments, matches debt maturities with the assets being financed, maintains a diversity of funding sources with its unhampered access to bank financing and the capital markets. As of December 31, 2017 and 2016, the Group has undrawn facilities amounting to ₱675.00 million and ₱202.00 million, respectively. As part of the liquidity risk management, the Group is currently transacting with local banks for a longer term corporate notes and negotiation of higher undrawn



credit lines to meet the debtors', suppliers' and contractors' obligations and business expansion.

At the Special Meeting of the Board of Directors of the Group held last February 17, 2017, wherein, subject to securing all required approvals under applicable laws, rules and regulations, the Group was authorized to negotiate and avail of a 10 year Corporate Note Facility with financial institutions, with a maximum of 19 investors, for an aggregate amount of ₱3,000.00 million and with an overallotment option of ₱2,000.00 million, for the pre-payment of existing obligations of the Group, strategic land banking, capital expenditures for ongoing and new projects, and general corporate purposes.

Through scenario analysis and contingency planning, the Group also assesses its ability to withstand both temporary and longer-term disruptions relative to its capacity to finance its activities and commitments in a timely manner and at reasonable cost, and ensures the availability of ample unused credit facilities as back-up liquidity.

Cash are maintained at a level that will enable it to fund its general and administrative expenses as well as to have additional funds as buffer for any opportunities or emergencies that may arise.

The table summarizes the maturity profile of the Group's financial assets and financial liabilities at December 31 based on contractual undiscounted payments:

	2017			Total
	< 1 year	>1 to < 5 years	> 5 years	
Financial assets				
Cash	₱626,239,307	₱-	₱-	₱626,239,307
Receivables:				
Trade:				
Subdivision land	662,130,542	1,061,123,661	42,724,349	1,765,978,552
Condominium units	108,181,672	380,642,914	15,276,406	504,100,992
Receivable from related parties	1,579,272,833	-	-	1,579,272,833
Advances to joint venture	126,506,537	-	-	126,506,537
Advances to officers and employees	86,924,210	-	-	86,924,210
Commission receivable	60,689,078	-	-	60,689,078
Accrued interest receivable	51,457,011	-	-	51,457,011
Receivable from tenants	42,044,231	-	-	42,044,231
Dividend receivable	5,662,941	-	-	5,662,941
Others	16,578,363	-	-	16,578,363
Available for sale securities	878,032,737	-	-	878,032,737
	₱4,243,719,462	₱1,441,766,575	₱58,000,755	₱5,743,486,792
Financial liabilities				
Accounts and other payables:				
Contractors payable	₱1,221,862,467	₱-	₱-	₱1,221,862,467
Joint venture payable	236,456,979	-	-	236,456,979
Accounts payable	122,633,948	-	-	122,633,948
Retentions payable	101,318,750	-	-	101,318,750
Accrued payables	27,237,491	-	-	27,237,491
Payable to related parties				
Trade	46,181,514	-	-	46,181,514
Nontrade	16,346,102	-	-	16,346,102
Interest payable	58,631,306	-	-	58,631,306
Others	137,339,044	-	-	137,339,044
Short term and long term debts	5,475,000,000	1,971,742,547	3,067,920,507	10,514,663,054
	₱7,443,007,601	₱1,971,742,547	₱3,067,920,507	₱12,482,670,655



Real estate contracts

Receivable balances are being monitored on a regular basis to ensure timely execution of necessary intervention efforts. The credit risk for installment contracts receivables is mitigated as the Group has the right to cancel the sales contract without need for any court action and take possession of the subject lot in case of refusal by the buyer to pay on time the amortization due. This risk is further mitigated because the corresponding title to the subdivision units sold under this arrangement is transferred to the buyers only upon full payment of the contract price.

The table below shows the maximum exposure to credit risk for the components of the consolidated statements of financial position as of December 31, 2017 and 2016.

	2017	2016
Trade receivables:		
Subdivision land	₱1,765,978,552	₱1,445,694,520
Condominium units	504,100,992	391,721,008
Receivable from related parties	1,579,272,833	1,363,608,099
Commission receivable	60,689,078	48,578,411
Accrued interest receivable	51,457,011	44,061,855
Receivable from tenants	42,044,231	17,518,039
Dividend receivable	5,662,941	9,195,722
	₱4,009,205,638	₱3,320,377,654



Given the Group's diverse base of counterparties, it is not exposed to large concentrations of credit risk. As of December 31, 2017 and 2016, the aging analysis of past due but not impaired receivables presented per class, is as follows:

	2017								
	Neither Past Due nor Impaired	Past Due but not Impaired					Total	Impaired	Total
		1-30 days	31-60 days	61-90 days	91-120 days	>120 days			
Trade									
Subdivision land	P1,685,671,427	P12,197,842	P10,577,176	P8,720,624	P15,190,655	P18,928,924	P65,615,221	P14,691,904	P1,765,978,552
Condominium units	488,286,998	3,738,459	2,895,874	2,523,203	2,274,014	4,382,444	15,813,994	-	504,100,992
Receivable from related parties	1,579,272,833	-	-	-	-	-	-	-	1,579,272,833
Advances to joint venture	126,506,537	-	-	-	-	-	-	-	126,506,537
Advances to officers and employees	86,924,210	-	-	-	-	-	-	-	86,924,210
Commission receivable	60,689,078	-	-	-	-	-	-	-	60,689,078
Accrued interest receivable	51,457,011	-	-	-	-	-	-	-	51,457,011
Receivable from tenants	42,044,231	-	-	-	-	-	-	-	42,044,231
Dividend receivable	5,662,941	-	-	-	-	-	-	-	5,662,941
Others	16,578,363	-	-	-	-	-	-	-	16,578,363
Total	P4,143,093,629	P15,936,301	P13,473,050	P11,243,827	P17,464,669	P23,311,368	P81,429,215	P14,691,904	P4,239,214,748

	2016								
	Neither Past Due nor Impaired	Past Due but not Impaired					Total	Impaired	Total
		1-30 days	31-60 days	61-90 days	91-120 days	>120 days			
Trade									
Subdivision land	P1,365,309,786	P10,546,098	P8,035,463	P6,163,296	P5,520,884	P38,227,282	P68,493,023	P11,891,711	P1,445,694,520
Condominium units	375,099,080	2,449,613	1,365,807	1,237,553	1,291,807	10,277,148	16,621,928	-	391,721,008
Receivable from related parties	1,363,608,099	-	-	-	-	-	-	-	1,363,608,099
Advances to joint venture	84,524,254	-	-	-	-	-	-	-	84,524,254
Advances to officers and employees	81,057,974	-	-	-	-	-	-	-	81,057,974
Commission receivable	48,578,411	-	-	-	-	-	-	-	48,578,411
Accrued interest receivable	44,061,855	-	-	-	-	-	-	-	44,061,855
Receivable from tenants	17,518,039	-	-	-	-	-	-	-	17,518,039
Dividend receivable	9,195,722	-	-	-	-	-	-	-	9,195,722
Others	15,387,397	-	-	-	-	-	-	-	15,387,397
Total	P3,404,340,617	P12,995,711	P9,401,270	P7,400,849	P6,812,691	P48,504,430	P85,114,951	P11,891,711	P3,501,347,279



The table below shows the credit quality of the Group's financial assets as of December 31, 2017 and 2016.

	2017							
	Neither past due nor impaired				Total	Past due but not impaired		Total
	High Grade	Medium Grade	Low Grade	P--		P--	Impaired	
Cash in bank	P625,059,721				P625,059,721			
Receivables:								
Trade:								
Subdivision land	1,685,671,427	-	-	-	1,685,671,427	65,615,221	14,691,904	1,765,978,552
Condominium units	488,286,998	-	-	-	488,286,998	15,813,994	-	504,100,992
Receivable from related parties	1,579,272,833	-	-	-	1,579,272,833	-	-	1,579,272,833
Advances to officers and employees	86,924,210	-	-	-	86,924,210	-	-	86,924,210
Advances to joint venture	126,506,537	-	-	-	126,506,537	-	-	126,506,537
Commission receivable	-	-	60,689,078	-	60,689,078	-	-	60,689,078
Accrued interest receivable	51,457,011	-	-	-	51,457,011	-	-	51,457,011
Receivables from tenants	42,044,231	-	-	-	42,044,231	-	-	42,044,231
Dividend receivable	5,662,941	-	-	-	5,662,941	-	-	5,662,941
Others	16,578,363	-	-	-	16,578,363	-	-	16,578,363
AFS financial assets	878,032,737	-	-	-	878,032,737	-	-	878,032,737
	P5,585,497,009	P-	P60,689,078	P-	P5,646,186,087	P81,429,215	P14,691,904	P5,742,307,206
	2016							
	Neither past due nor impaired				Total	Past due but not impaired		Total
	High Grade	Medium Grade	Low Grade	P--		P--	Impaired	
Cash in bank	P139,385,531				P139,385,531			
Receivables:								
Trade:								
Subdivision land	1,365,309,786	-	-	-	1,365,309,786	68,493,023	11,891,711	1,445,694,520
Condominium units	375,099,080	-	-	-	375,099,080	16,621,928	-	391,721,008
Receivable from related parties	1,363,608,099	-	-	-	1,363,608,099	-	-	1,363,608,099
Advances to officers and employees	81,057,974	-	-	-	81,057,974	-	-	81,057,974
Accrued interest receivable	44,061,855	-	-	-	44,061,855	-	-	44,061,855
Commission receivable	-	-	48,578,411	-	48,578,411	-	-	48,578,411
Advances to joint venture	84,524,254	-	-	-	84,524,254	-	-	84,524,254
Receivables from tenants	17,518,039	-	-	-	17,518,039	-	-	17,518,039
Dividend receivable	9,195,722	-	-	-	9,195,722	-	-	9,195,722
Others	15,387,397	-	-	-	15,387,397	-	-	15,387,397
AFS financial assets	844,162,860	-	-	-	844,162,860	-	-	844,162,860
	P4,339,310,597	P-	P48,578,411	P-	P4,387,889,008	P85,114,951	P11,891,711	P4,484,895,670



The credit quality of the financial assets was determined as follows:

Cash - high grade pertains to cash deposited in local banks belonging to the top ten banks in the Philippines in terms of resources and profitability.

Receivables - high grade pertains to receivables with no default in payment and pertains to related parties; medium grade pertains to receivables with up to 3 defaults in payment; and low grade pertains to receivables with more than 3 defaults in payment.

Equity price risk

Equity price risk is the risk that the fair values of equities decrease as a result of changes in the levels of equity indices and the value of individual stocks. The Group manages the equity price risk through diversification and placing limits on equity instruments.

The effect on equity, as a result of a change in fair value of quoted equity instruments held as AFS financial assets as of December 31, 2017 and 2016 due to a reasonably possible change in equity indices, with all other variables held constant, will have an increase on equity by ₱87.80 million and ₱84.42 million, respectively, if equity indices will increase by 10%. An equal change in the opposite direction would have decreased equity by the same amount.

Interest rate risk

Interest rate risk is the risk that the fair value or future cash flows of a financial instrument will fluctuate because of changes in market interest rates. The Group's exposure to the risk of changes in market interest rates relates primarily to the Group's long-term debt obligations with floating interest rates.

The Group's interest rate risk management policy centers on reducing the overall interest expense and exposure to changes in interest rates. Changes in market interest rates relate primarily to the Group's interest-bearing debt obligations with floating interest rate as it can cause a change in the amount of interest payments.

The Group manages its interest rate risk by leveraging on its premier credit rating and maintaining a debt portfolio mix of both fixed and floating interest rates. The portfolio mix is a function of historical, current trend and outlook of interest rates, volatility of short-term interest rates, the steepness of the yield curve, and degree of variability of cash flows.

The following table demonstrates the sensitivity of the Group's income before tax and equity to a reasonably possible change in interest rates on December 31, 2017 and 2016, with all variables held constant, (through the impact on floating rate borrowings):

	Effect on income before income tax	
	Increase (decrease)	
	2017	2016
Change in basis points:		
+100 basis points	(₱105,146,631)	(₱63,304,779)
-100 basis points	105,146,631	63,304,779

The assumed change in rate is based on the currently observable market environment. There is no other impact on the Group's equity other than those already affecting the net income.



The terms and maturity profile of the interest-bearing financial assets and liabilities, together with their corresponding nominal amounts and carrying values are shown in the following table:

		2017					Carrying Value
Interest terms (p.a.)	Rate Fixing Period	Nominal Amount	< 1 year	1 to 5 years	> 5 years		
Cash	Fixed at the date of investment	P626,239,307	P626,239,307	P-	P-	P626,239,307	
Trade receivables	Fixed at the date of sale	2,270,079,544	770,312,214	1,441,766,575	58,000,755	2,270,079,544	
		2,896,318,851	1,396,551,521	1,441,766,575	58,000,755	2,896,318,851	
Fixed							
Short-term debt - various peso loans							
Peso	Variable at 2.5% over 91 days PDST R1	Quarterly	5,475,000,000	5,475,000,000	-	-	5,475,000,000
Long-term debt - various peso loans							
Peso	Fixed at the date of loan	Quarterly	5,039,663,054	-	1,971,742,547	3,067,920,507	5,039,663,054
			P10,514,663,054	P5,475,000,000	P1,971,742,547	P3,067,920,507	P10,514,663,054
Liquidity position (gap)			(P7,618,344,203)	(P4,078,448,479)	(P525,975,972)	(P3,009,919,752)	(P7,618,344,203)
		2016					Carrying Value
Interest terms (p.a.)	Rate Fixing Period	Nominal Amount	< 1 year	1 to 5 years	> 5 years		
Cash	Fixed at the date of investment	Various	P140,450,437	P140,450,437	P-	P-	P140,450,437
Trade receivables	Fixed at the date of sale	Date of sale	1,837,415,528	583,402,724	1,205,508,374	48,504,430	1,837,415,528
			1,977,865,965	723,853,161	1,205,508,374	48,504,430	1,977,865,965
Fixed							
Short-term debt - various peso loans							
Peso	Variable at 2.5% over 91 days PDST R1	Quarterly	2,395,561,865	2,395,561,865	-	-	2,395,561,865
Long-term debt - various peso loans							
Peso	Fixed at the date of loan	Quarterly	3,934,916,004	-	3,934,916,004	-	3,934,916,004
			P6,330,477,869	P2,395,561,865	P3,934,916,004	P-	P6,330,477,869
Liquidity position (gap)			(P4,352,611,904)	(P1,671,708,704)	(P2,729,407,630)	(P48,504,430)	(P4,352,611,904)



27. Notes to Statement of Cash Flows

Below are the non-cash investing and financing activities for December 31, 2017, 2016 and 2015:

- a. The interest paid excludes capitalized borrowing costs and accretion of bond transaction cost amounting ₱64.42 million and ₱18.97 million, respectively in 2017, ₱91.92 million and ₱22.72 million, respectively, in 2016, and ₱48.48 million and ₱25.16 million, respectively, in 2015.
- b. In 2017, the Group reclassified property and equipment amounting to ₱0.25 million to other current assets.

Details of the movement in cash flows from financing activities follow:

	December 31, 2016	Cash flows	Others	December 31, 2017
Payable to related parties (Note 19)	₱16,883,251	₱29,298,263	₱-	₱46,181,514
Short-term and long-term debt (Note 14)	6,330,477,869	4,142,125,000	42,060,185	10,514,663,054
Interest paid	11,368,678	(444,252,555)	491,515,183	58,631,306
Total liabilities from financing activities	₱6,358,729,798	₱3,727,170,708	₱533,575,368	₱10,619,475,874

Others pertain to accretion of bond discount from short-term and long-term debt, capitalized borrowing costs to inventories and investment properties and accrual of interest expense.



STA. LUCIA LAND, INC. AND SUBSIDIARIES
INDEX TO CONSOLIDATED FINANCIAL STATEMENTS
AND SUPPLEMENTARY SCHEDULES
SEC FORM 17-A

CONSOLIDATED FINANCIAL STATEMENTS

Statement of Management's Responsibility for Financial Statements

Report of Independent Auditors

Consolidated Statements of Financial Position as at December 31, 2017 and 2016

Consolidated Statements of Comprehensive Income for the years ended
December 31, 2017, 2016 and 2015

Consolidated Statements of Changes in Equity for the years ended
December 31, 2017, 2016 and 2015

Consolidated Statements of Cash Flows for the years ended
December 31, 2017, 2016 and 2015

Notes to Consolidated Financial Statements

SUPPLEMENTARY SCHEDULES

Report of Independent Auditors' on Supplementary Schedules

A. Financial Assets in Equity Securities

B. Amounts Receivable from Directors, Officers, Employees, Related Parties and Principal
Stockholders (other than related parties)

C. Amounts Receivable from Related Parties which are Eliminated During the
Consolidation of Financial Statements

D. Long-term debt

E. Capital Stock

F. Reconciliation of Unappropriated Retained Earnings Available For Dividend Declaration

G. Schedule of financial soundness indicators

H. Schedule of all Effective Standards and Interpretations under PFRS as of December 31, 2017

I. Conglomerate Map



STA. LUCIA LAND, INC. AND SUBSIDIARIES

SUPPLEMENTARY INFORMATION AND DISCLOSURES REQUIRED ON SRC RULE 68 AND 68.1 AS AMENDED DECEMBER 31, 2017

Philippine Securities and Exchange Commission (SEC) issued the amended Securities Regulation Code Rule SRC Rule 68 and 68.1 which consolidates the two separate rules and labeled in the amendment as "Part I" and "Part II", respectively. It also prescribed the additional information and schedule requirements for issuers of securities to the public.

Below are the additional information and schedules required by SRC Rule 68 and 68.1 as amended that are relevant to the Group. This information is presented for purposes of filing with the SEC and is not a required part of the basic financial statements.

Schedule A. Financial Assets in Equity Securities

Below is the detailed schedule of financial assets in equity securities of the Group as of December 31, 2017:

Name of Issuing entity and association of each issue	Number of Shares	Amount Shown in the Statement of Financial Position
AFS financial assets		
Quoted:		
Philippine Racing Club, Inc.	70,786,759	₱635,665,095
Manila Jockey Club, Inc.	29,894,841	149,474,204
Unquoted:		
Uni-Asia Properties, Inc.	6,249,999	92,893,438
	106,931,599	₱878,032,737

The basis in determining the value of quoted equity securities is the market quotation on December 31, 2017 while unquoted security is valued at cost less any allowance for impairment.

Schedule B. Amounts Receivable from Directors, Officers, Employees, Related Parties and Principal Stockholders (other than related parties)

Below is the schedule of advances to employees of the Group with balances above ₱100,000 as of December 31, 2017:

Name	Balance at beginning of year	Additions	Collections/Liquidations	Balance at end of year
Exequiel D. Robles	₱15,023,676	₱1,300,000	₱-	₱16,323,676
Kristine May Robles	8,801,469	7,418,148	(8,394,907)	7,824,710
Vicente R. Santos	3,186,769	1,300,000	(603,943)	3,882,826
Aurora D. Robles	2,325,000	520,000	-	2,845,000
Antonio Robles	2,265,000	520,000	-	2,785,000
Orestes R. Santos	1,398,718	520,000	-	1,918,718
Mariza Santos Tan	806,618	520,000	-	1,326,618
David M. Dela Cruz	632,825	-	(519,764)	113,061
Emerita Jingle Punzalan	365,584	34,000	(77,625)	321,959
Ma. Lourdes Concepcion	245,754	20,000	(67,333)	198,421
Cherrie-Vi Estomaguio	156,323	22,000	(40,583)	137,740
Miliscient R. Biay	118,981	-	(32,605)	86,376
Celeste C. Santos	109,534	-	(4,167)	105,367
Jun Cabusay	102,284	-	(59,320)	42,964
	₱35,538,535	₱12,174,148	(₱9,800,247)	₱37,912,436



These advances consist of advances for expenses and disbursements necessary in carrying out their functions in the ordinary course of business such as for selling and marketing activities, official business trips, emergency and cash on delivery (COD) purchases of materials, equipment and supplies, repair of Group's vehicles, model units and housing units, registration of titles, etc. and short term loans given to officers and employees. The advances will be liquidated when the purposes for which these advances were granted are accomplished or completed or deducted from the officers'/employees' salaries if not liquidated. No amounts were written-off during the year and all amounts are presented as current.

Schedule C. Amounts Receivable from Related Parties which are Eliminated During the Consolidation of Financial Statements

Below is the schedule of receivables (payables) with related parties which are eliminated in the consolidated financial statements as of December 31, 2017:

	Nature	Volume of Transactions	Receivable (Payable)	Terms
Sta. Lucia Homes, Inc. (SLHI)	Advances	₱93,715	(₱4,159,426)	Non-interest bearing and to be settled within one year
Santalucia Ventures Inc. (SVI)	Advances	18,177,430	151,591,153	Non-interest bearing and to be settled within one year
			₱147,431,727	

	Balance at beginning of period	Additions	Collections	Balance at end of period
SLHI	(₱4,253,141)	₱93,715	₱-	(₱4,159,426)
SVI	134,905,923	39,928,231	(23,243,001)	151,591,153
	₱130,652,782	₱40,021,946	(₱23,243,001)	₱147,431,727

The intercompany transactions between the Parent Company and the subsidiaries pertain to commission fees and advances for the pre-operations. There were no amounts written-off during the year and all amounts are expected to be settled within the year.

Related Party Transactions

Due from related parties

Below is the list of outstanding receivable from related parties of the Group presented in the consolidated statements of financial position as of December 31, 2017:

	Relationship	Nature	Balance at end of period
Sta. Lucia Realty and Development, Inc. (SLRDI)	Ultimate Parent Company	a,b,c, d, e, f, g	₱751,416,965
Sta. Lucia East Commercial Corporation (SLECC)	Affiliate	h	404,517,214
Various mall tenants	Affiliate	h	406,456,075
Others	Affiliates	a, i	37,338,308
			₱1,599,728,562

Nature of intercompany transactions

The nature of the intercompany transactions with the related parties is described below:

- a. Consisting of non-interest bearing advances for working capital requirements with no fixed repayment terms.
- b. Pertain to receivables from offsetting agreements with common suppliers with the Ultimate Parent Company.
- c. Pertain to noninterest-bearing cash advances for various charges to and from affiliated companies for reimbursements of expenses on gasoline consumption of service vehicles, repairs and maintenance, supplies, rentals for project exhibits and advertising/marketing costs.
- d. Represent monthly amortization payment from the buyers of the Group remitted to the Ultimate Parent Company.
- e. Pertain to the reinstated due from the Ultimate Parent Company after the after rescission of deposit on land rights and subsequently entering into a deed of assignment of shares of stock.
- f. Pertain to payable to Ultimate Parent Company for the Ultimate Parent Company's share in the sale of real estate properties of the Ultimate Parent Company but developed by the Parent Company.
- g. Pertains to the due from Ultimate Parent Company for the assumption of the its bank loan
- h. Pertain to uncollected rental income.
- i. Pertain to non-interest bearing cash advances to officers and directors.

The outstanding balances of intercompany transactions are all due and demandable as of December 31, 2017.

Schedule D. Long-term debt

The Group has long term loans amounting to ₱5,039.66 million as of December 31, 2017.

Schedule E. Capital Stock

Title of issue	Number of shares authorized	Number of shares issued and outstanding as shown under related balance sheet caption	Number of shares reserved for options, warrants, conversion and other rights	Number of shares held by related parties	Directors, Officers and Employees	Others
Common Shares	16,000,000,000	8,946,450,000	-	7,451,005,767	1,424,994	1,494,019,239

STA. LUCIA LAND, INC.**RECONCILIATION OF RETAINED EARNINGS AVAILABLE FOR
DIVIDEND DECLARATION
FOR THE YEAR ENDED DECEMBER 31, 2017**

Total Unappropriated Retained Earnings - January 1, 2017		₱1,952,113,299
Less:		
Treasury shares		(740,000,000)
Income closed to retained earnings and other reconciling items		758,587,396
TOTAL RETAINED EARNINGS, AVAILABLE FOR DIVIDEND DECLARATION, BEGINNING		₱1,970,700,695
Net income actually earned/realized during the period:		
Net income during the period closed to retained earnings	792,142,630	
Less: Non actual/unrealized income net of tax		
Equity in net income of associate/joint venture		—
Unrealized actuarial gain		—
Fair value adjustment (M2M gains)		—
Fair value adjustment of Investment Property resulting to gain		—
Adjustment due to deviation from PFRS/GAAP-gain		—
Other unrealized gains or adjustments to the retained earnings as a result of certain transactions accounted for under the PFRS		—
- Accretion income	(45,086,327)	
Movement in deferred tax that reduced the amount of income tax expense		—
Add: Non-actual losses		
Depreciation on revaluation increment (after tax)		—
Adjustment due to deviation from PFRS/GAAP-loss		—
Loss on fair value adjustment of investment property (after tax)		—
Unrealized foreign exchange loss - net (except those attributable to cash)		—
Net income actually earned during the period		747,056,303
Add (Less):		
Dividend declarations during the period		—
Appropriations of retained earnings during the period		—
Reversals of appropriations		—
Effects of prior period adjustments		—
Treasury shares - see beginning reconciliation		—
TOTAL RETAINED EARNINGS, AVAILABLE FOR DIVIDEND DECLARATION , ENDING		₱2,717,756,998



STA. LUCIA LAND, INC. AND SUBSIDIARIES
SCHEDULE OF FINANCIAL SOUNDNESS INDICATORS
FOR THE YEARS ENDED DECEMBER 31, 2017 and 2016

Financial Soundness Indicators

Below are the financial ratios that are relevant to the Group for the years ended December 31, 2017 and 2016:

Financial ratios		2017	2016
Current ratio	$\frac{\text{Current assets}}{\text{Current liabilities}}$	2.31:1	2.77:1
Debt to equity ratio	$\frac{\text{Total liabilities}}{\text{Stockholders' Equity}}$	0.73:1	0.47:1
Debt to total assets ratio	$\frac{\text{Total liabilities}}{\text{Total assets}}$	0.52:1	0.44:1
Return on average assets	$\frac{\text{Net income attributable to Parent Company}}{\text{Average assets}}$	3.02%	3.21%
Book value per share	$\frac{\text{Stockholders' equity}}{\text{Total number of shares}}$	₱1.60	₱1.51
Earnings per share	$\frac{\text{Net income}}{\text{Total number of shares}}$	₱0.091	₱0.082
Debt service coverage ratio	$\frac{\text{EBITDA}}{\text{Debt Service}}$	3.36:1	1.50:1

STA. LUCIA LAND, INC. AND SUBSIDIARIES
SCHEDULE OF ALL EFFECTIVE STANDARDS AND INTERPRETATIONS
UNDER PHILIPPINE FINANCIAL REPORTING STANDARDS

Philippine Securities and Exchange Commission (SEC) issued the amended Securities Regulation Code Rule SRC Rule 68 and 68.1 which consolidates the two separate rules and labeled in the amendment as “Part I” and “Part II”, respectively. It also prescribed the additional information and schedule requirements for issuers of securities to the public.

Below is the list of all effective Philippine Financial Reporting Standards (PFRS), Philippine Accounting Standards (PAS) and Philippine Interpretations of International Financial Reporting Interpretations Committee (IFRIC) as of December 31, 2017:

PHILIPPINE FINANCIAL REPORTING STANDARDS AND INTERPRETATIONS Effective as of December 31, 2017		Adopted	Not Adopted	Not Applicable
Framework for the Preparation and Presentation of Financial Statements Conceptual Framework Phase A: Objectives and qualitative characteristics		✓		
PFRSs Practice Statement Management Commentary		✓		
Philippine Financial Reporting Standards				
PFRS 1 (Revised)	First-time Adoption of Philippine Financial Reporting Standards			✓
	Amendments to PFRS 1: Cost of an Investment in a Subsidiary, Jointly Controlled Entity or Associate			✓
	Amendments to PFRS 1: Additional Exemptions for First-time Adopters			✓
	Amendment to PFRS 1: Limited Exemption from Comparative PFRS 7 Disclosures for First-time Adopters			✓
	Amendments to PFRS 1: Severe Hyperinflation and Removal of Fixed Date for First-time Adopters			✓
	Amendments to PFRS 1: Government Loans			✓
	Amendments to PFRS 1: Borrowing Cost			✓
	Amendments to PFRS 1: Meaning of “Effective PFRS”			✓
PFRS 2	Share-based Payment			✓
	Amendments to PFRS 2: Vesting Conditions and Cancellations			✓
	Amendments to PFRS 2: Share-based Payment, Classification and measurement of share-based payment transactions			✓
	Amendments to PFRS 2: Group Cash-settled Share-based Payment Transactions			✓
	Definition of Vesting Condition			✓

PHILIPPINE FINANCIAL REPORTING STANDARDS AND INTERPRETATIONS Effective as of December 31, 2017		Adopted	Not Adopted	Not Applicable
PFRS 3 (Revised)	Business Combinations	✓		
PFRS 4	Insurance Contracts			✓
	Amendments to PFRS 4: Financial Guarantee Contracts			✓
	Amendments to PFRS 4: Applying PFRS 9 with PFRS 4			✓
PFRS 5	Non-current Assets Held for Sale and Discontinued Operations			✓
	Changes in Methods of Disposal			✓
PFRS 6	Exploration for and Evaluation of Mineral Resources			✓
PFRS 7	Financial Instruments: Disclosures	✓		
	Servicing Contracts	✓		
	Amendments to PFRS 7: Reclassification of Financial Assets	✓		
	Amendments to PFRS 7: Reclassification of Financial Assets - Effective Date and Transition	✓		
	Amendments to PFRS 7: Improving Disclosures about Financial Instruments	✓		
	Amendments to PFRS 7: Disclosures - Transfers of Financial Assets			✓
	Amendments to PFRS 7: Disclosures - Offsetting Financial Assets and Financial Liabilities	✓		
	Amendments to PFRS 7: Mandatory Effective Date of PFRS 9 and Transition Disclosures *		✓	
	Applicability of the Amendments to PFRS 7 to Condensed Interim Financial Statements	✓		
	Amendments to PFRS 7: Hedge Accounting (2013 version) *		✓	
PFRS 8	Operating Segments	✓		
	Aggregation of Operating Segments and Reconciliation of the Total of the Reportable Segments' Assets to the Entity's Assets	✓		
PFRS 9	Financial Instruments *	✓		
	Amendments to PFRS 9: Mandatory Effective Date of PFRS 9 and Transition Disclosures *		✓	
	Financial Instruments: Classification and Measurement (2010 version) *		✓	
	Amendments to PFRS 9: Hedge Accounting (2013 version) *		✓	

PHILIPPINE FINANCIAL REPORTING STANDARDS AND INTERPRETATIONS Effective as of December 31, 2017		Adopted	Not Adopted	Not Applicable
PFRS 10	Consolidated Financial Statements	✓		
	Amendments to PFRS 10: Investment Entities			✓
	Sale or Contribution of Assets between an Investor and its Associate or Joint Venture			✓
PFRS 11	Joint Arrangements			✓
	Amendments to PFRS 11: Accounting for Acquisitions of Interests in Joint Operations			✓
PFRS 12	Disclosure of Interests in Other Entities	✓		
	Amendments to PFRS 12: Investment Entities			✓
PFRS 13	Fair Value Measurement	✓		
	Amendments to PFRS 13: Short Term Receivable and Payable	✓		
	Portfolio Exception			✓
PFRS 14	Regulatory Deferral Accounts			✓
PFRS 15	Revenue from Contracts with Customers		✓	
PFRS 16	Leases *		✓	
Philippine Accounting Standards				
PAS 1	Presentation of Financial Statements	✓		
	Amendment to PAS 1: Capital Disclosures	✓		
	Amendments to PAS 1: Puttable Financial Instruments and Obligations Arising on Liquidation			✓
	Amendments to PAS 1: Presentation of Items of Other Comprehensive Income	✓		
	Amendments to PAS 1: Clarification of the Requirements for Comparative Information	✓		
	Amendments to PAS 1: Presentation of financial statements - disclosure initiative	✓		
PAS 2	Inventories	✓		
PAS 7	Statement of Cash Flows	✓		
	Amendments to PAS 7: Disclosure Initiative	✓		
PAS 8	Accounting Policies, Changes in Accounting Estimates and Errors	✓		
PAS 10	Events after the Reporting Date	✓		
PAS 11	Construction Contracts			✓
PAS 12	Income Taxes	✓		
	Amendment to PAS 12 - Deferred Tax: Recovery of Underlying Assets	✓		

PHILIPPINE FINANCIAL REPORTING STANDARDS AND INTERPRETATIONS Effective as of December 31, 2017		Adopted	Not Adopted	Not Applicable
	Amendment to PAS 12 - Recognition of Deferred Tax Assets for Unrealized Losses *		✓	
PAS 16	Property, Plant and Equipment	✓		
	Revaluation Method – Proportionate Restatement of Accumulated Depreciation and Amortization			✓
	Amendments to PAS 16: Clarification of Acceptable Methods of Depreciation and Amortization			✓
	Amendments to PAS 16: Bearer Plants			✓
PAS 17	Leases	✓		
PAS 18	Revenue	✓		
PAS 19	Employee Benefits	✓		
	Amendments to PAS 19: Defined Benefit Plans: Employee Contributions			✓
	Regional Market Issue Regarding Discount Rate			✓
	Amendments to PAS 19: Defined Benefit Plan: Employee Contributions			✓
PAS 20	Accounting for Government Grants and Disclosure of Government Assistance			✓
PAS 21	The Effects of Changes in Foreign Exchange Rates	✓		
	Amendment: Net Investment in a Foreign Operation	✓		
PAS 23 (Revised)	Borrowing Costs	✓		
PAS 24	Related Party Disclosures - Key Management Personnel	✓		
	Related Party Disclosures - Key Management Personnel (Amended)	✓		
PAS 26	Accounting and Reporting by Retirement Benefit Plans	✓		
PAS 27	Separate Financial Statements	✓		
	Amendments to PAS 27: Equity Method in Separate Financial Statements		✓	
	Amendments to PAS 27: Investment Entities			✓
	Amendments to PAS 27: Cost of an Investment in a Subsidiary, Jointly Controlled Entity or Associate	✓		
	Amendments to PAS 27: Equity Method in Separate Financial Statements			✓
PAS 28	Investments in Associates and Joint Ventures			✓
	Sale or Contribution of Assets between an Investor and its Associate or Joint Venture			✓
	Amendments to PAS 28: Measuring an investment or Joint Venture at Fair Value			✓

PHILIPPINE FINANCIAL REPORTING STANDARDS AND INTERPRETATIONS Effective as of December 31, 2017		Adopted	Not Adopted	Not Applicable
	Amendments to PAS 28: Investment Entities			✓
PAS 29	Financial Reporting in Hyperinflationary Economies			✓
PAS 32	Financial Instruments: Disclosure and Presentation	✓		
	Amendments to PAS 32: Puttable Financial Instruments and Obligations Arising on Liquidation			✓
	Amendment to PAS 32: Classification of Rights Issues			✓
	Amendment to PAS 32: Tax Effect of Distribution to Holders of Equity Instruments			✓
	Amendments to PAS 32: Offsetting Financial Assets and Financial Liabilities	✓		
PAS 33	Earnings per Share	✓		
PAS 34	Interim Financial Reporting	✓		
	Amendments to PAS 34: Interim Financial Reporting and Segment Information for Total Assets and Liabilities			✓
	Disclosure of Information 'Elsewhere in the Interim Financial Report'	✓		
PAS 36	Impairment of Assets	✓		
	Amendments to PAS 36: Recoverable Amount Disclosures for Non-Financial Assets		✓	
PAS 37	Provisions, Contingent Liabilities and Contingent Assets	✓		
PAS 38	Intangible Assets			✓
	Revaluation Method – Proportionate Restatement of Accumulated Depreciation and Amortization			✓
	Amendments to PAS 38: Clarification of Acceptable Methods of Depreciation and Amortization			✓
PAS 39	Financial Instruments: Recognition and Measurement	✓		
	Amendments to PAS 39: Transition and Initial Recognition of Financial Assets and Financial Liabilities			✓
	Amendments to PAS 39: Cash Flow Hedge Accounting of Forecast Intragroup Transactions			✓
	Amendments to PAS 39: The Fair Value Option			✓
	Amendments to PAS 39: Financial Guarantee Contracts			✓
	Amendments to PAS 39: Reclassification of Financial Assets			✓
	Amendments to PAS 39: Reclassification of Financial Assets - Effective Date and Transition			✓
	Amendments to PAS 39: Embedded Derivatives			✓
	Amendment to PAS 39: Eligible Hedged Items			✓
	Amendments to PAS 39: Novation of Derivatives and Continuation of Hedge Accounting			✓

PHILIPPINE FINANCIAL REPORTING STANDARDS AND INTERPRETATIONS Effective as of December 31, 2017		Adopted	Not Adopted	Not Applicable
PAS 40	Investment Property	✓		
	Amendments to PAS 40: Investment Property, Transfers of Investment Property	✓		
	Amendments to PAS 40: Clarification on Ancillary Services			✓
PAS 41	Agriculture			✓
	Amendments to PAS 41: Bearer Plants			✓
Philippine Interpretations				
IFRIC 1	Changes in Existing Decommissioning, Restoration and Similar Liabilities			✓
IFRIC 2	Members' Share in Co-operative Entities and Similar Instruments			✓
IFRIC 4	<i>Determining Whether an Arrangement Contains a Lease</i>	✓		
IFRIC 5	Rights to Interests arising from Decommissioning, Restoration and Environmental Rehabilitation Funds	✓		
IFRIC 6	<i>Liabilities arising from Participating in a Specific Market - Waste Electrical and Electronic Equipment</i>			✓
IFRIC 7	<i>Applying the Restatement Approach under PAS 29 Financial Reporting in Hyperinflationary Economies</i>			✓
IFRIC 8	<i>Scope of PFRS 2</i>			✓
IFRIC 9	Reassessment of Embedded Derivatives			✓
	Amendments to Philippine Interpretation IFRIC 9: Embedded Derivatives			✓
IFRIC 10	<i>Interim Financial Reporting and Impairment</i>			✓
IFRIC 11	PFRS 2- Group and Treasury Share Transactions			✓
IFRIC 12	Service Concession Arrangements			✓
IFRIC 13	Customer Loyalty Programmes			✓
IFRIC 14	The Limit on a Defined Benefit Asset, Minimum Funding Requirements and their Interaction			✓
	Amendments to Philippine Interpretations IFRIC 14, Prepayments of a Minimum Funding Requirement			✓
IFRIC 15	Agreements for the Construction of Real Estate *		✓	
IFRIC 16	Hedges of a Net Investment in a Foreign Operation			✓
IFRIC 17	Distributions of Non-cash Assets to Owners			✓
IFRIC 18	Transfers of Assets from Customers			✓
IFRIC 19	Extinguishing Financial Liabilities with Equity Instruments			✓
IFRIC 20	Stripping Costs in the Production Phase of a Surface Mine			✓
IFRIC 21	Levies	✓		

PHILIPPINE FINANCIAL REPORTING STANDARDS AND INTERPRETATIONS Effective as of December 31, 2017		Adopted	Not Adopted	Not Applicable
IFRIC 22	Foreign Currency Transactions and Advanced Considerations			✓
SIC-10	Government Assistance - No Specific Relation to Operating Activities			✓
SIC-12	Consolidation - Special Purpose Entities			✓
	Amendment to SIC - 12: Scope of SIC 12			✓
SIC-13	Jointly Controlled Entities - Non-Monetary Contributions by Venturers			✓
SIC-15	Operating Leases - Incentives			✓
SIC-21	Income Taxes - Recovery of Revalued Non-Depreciable Assets			✓
SIC-25	Income Taxes - Changes in the Tax Status of an Entity or its Shareholders			✓
SIC-27	Evaluating the Substance of Transactions Involving the Legal Form of a Lease	✓		
SIC-29	Service Concession Arrangements: Disclosures.			✓
SIC-31	Revenue - Barter Transactions Involving Advertising Services			✓
SIC-32	Intangible Assets - Web Site Costs			✓

In addition, the International Accounting Standards Board (IASB) has issued the following new standards that have not yet been adopted locally by the SEC and FRSC. The Group is currently assessing the impact of these new standards and plans to adopt them on their required effective dates once adopted locally.

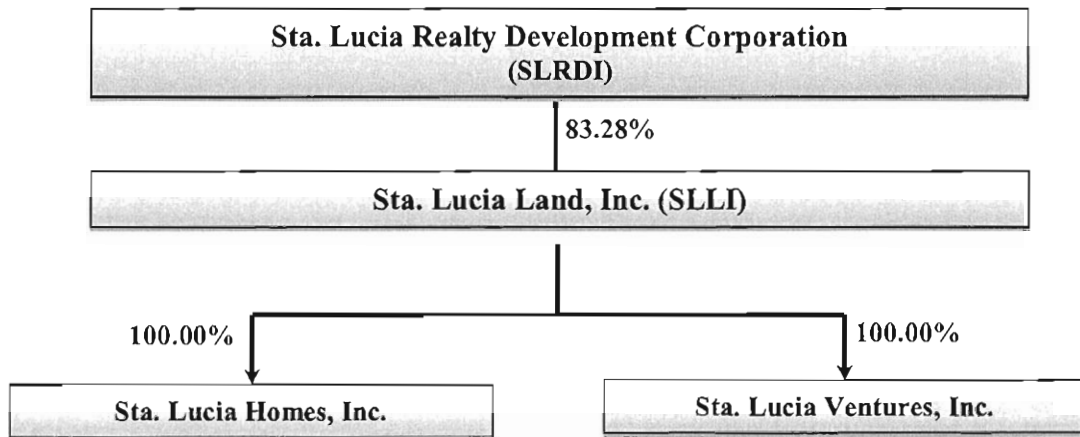
- International Financial Reporting Standards (IFRS) 15, *Revenue from Contracts with Customers* (effective January 1, 2018)
- IFRS 16, *Leases* (effective January 1, 2019)

Standards tagged as “Not applicable” have been adopted by the Group but have no significant covered transactions for the year ended December 31, 2017.

Standards tagged as “Not adopted” are standards issued but not yet effective as of December 31, 2017. The Group will adopt the Standards and Interpretations when these become effective.

STA. LUCIA LAND, INC. AND SUBSIDIARIES
CONGLOMERATE MAP

The following chart illustrates the Group's material shareholders and subsidiaries as of the date of this Offering Memorandum.



(i) Gross and net proceeds as disclosed in the final prospectus;

For a Php3 Billion Issuance		
Estimated Gross Proceeds		3,000,000,000.00
Less: Estimated Upfront Expenses		
Documentary Stamp Tax	15,000,000.00	
SEC Registration	1,325,625.00	
Underwriting and other Professional Fees	48,212,581.00	
Listing Fees	399,500.00	
Printing Fees	300,000.00	
Out of Pocket Expenses	200,000.00	65,437,706.00
Estimated Net Proceeds for a Php3 Billion Issuance		2,934,562,294.00

For a Php5 Billion Issuance		
Estimated Gross Proceeds		5,000,000,000.00
Less: Estimated Upfront Expenses		
Documentary Stamp Tax	25,000,000.00	
SEC Registration	1,830,625.00	
Underwriting and other Professional Fees	75,094,301.00	
Listing Fees	399,050.00	
Printing Fees	300,000.00	
Out of Pocket Expenses	200,000.00	102,823,976.00
Estimated Net Proceeds for a Php5 Billion Issuance		4,897,176,024.00

(ii) Actual gross and net proceeds;

Actual Php4 Billion Issuance		
Gross Proceeds		4,000,000,000.00
Less: Upfront Expenses		
Documentary Stamp Tax	20,000,000.00	
SEC Registration	1,830,625.00	
Underwriting and other Professional Fees	67,204,301.08	
Listing Fees	310,619.56	
Printing Fees	133,875.00	
Out of Pocket Expenses	150,000.00	89,629,420.64
Actual Net Proceeds for Php4 Billion Issuance		3,910,370,579.36

(iii) Each expenditure item where the proceeds were used; and

Refinancing of existing secured loans		2,865,702,130.48
Capital expenditures for land banking and ongoing projects.		4,820,464,764.16
General corporate purposes		37,542,962.67
Total Expenditures		7,723,709,857.31

(iv) Balance of the proceeds as of the end of the reporting period.		(3,813,339,277.95)
--	--	---------------------------

SEC Number: 031-050

File Number: _____

STA. LUCIA LAND, INC. AND SUBSIDIARIES

(Company's Full Name)

Penthouse Building 3, Sta. Lucia East Grand Mall,
Marcos Highway Cor. Imelda Ave., Cainta Rizal

(Company Address)

(632) 681-7332

(Telephone Number)

March 31, 2018

(Quarter Ended)

2018 1st Quarter Report – SEC Form 17-Q

(Form Type)

(Amendments)

**SECURITIES AND EXCHANGE COMMISSION
SEC FORM 17-Q**

**QUARTERLY REPORT PURSUANT TO SECTION 17 OF THE SECURITIES
REGULATION CODE AND SRC RULE 17(2)(b) THEREUNDER**

1. For the quarterly period ended March 31, 2018
2. Commission identification number. 31050 3. BIR Tax Identification No. 000-152-291-000

STA. LUCIA LAND, INC. AND SUBSIDIARIES

4. Exact name of issuer as specified in its charter

Republic of the Philippines

5. Province, country or other jurisdiction of incorporation or organization

6. Industry Classification Code: (SEC Use Only)

Penthouse, Bldg. III, Sta. Lucia East Grand Mall, Marcos Highway cor. Imelda Ave., Cainta, Rizal 1900

7. Address of issuer's principal office

Postal Code

(02) 681-7332

8. Issuer's telephone number, including area code

9. Former name, former address and former fiscal year, if changed since last report

10. Securities registered pursuant to Sections 8 and 12 of the Code, or Sections 4 and 8 of the RSA

Title of each class

Common

Number of shares of common
Stock outstanding

8,946,450,000

11. Are any or all of the securities listed on a Stock Exchange?

Yes No

If yes, state the name of such Stock Exchange and the class/es of securities listed therein:

12. Indicate by check mark whether the registrant:

(a) has filed all reports required to be filed by Section 17 of the Code and SRC Rule 17 thereunder or Sections 11 of the RSA and RSA Rule 11(a)-1 thereunder, and Sections 26 and 141 of the Corporation Code of the Philippines, during the preceding twelve (12) months (or for such shorter period the registrant was required to file such reports)

Yes No

(b) has been subject to such filing requirements for the past ninety (90) days.

Yes No

TABLE OF CONTENTS

PART I: FINANCIAL INFORMATION

Item 1. Financial Statements

- Consolidated Statements of Financial Position as of March 31, 2018 and December 31, 2017
- Consolidated Statements of Comprehensive Income for the Three Months ended March 31, 2018 and March 31, 2017 and December 31, 2017
- Consolidated Statements of Changes in Stockholders' Equity for the Three Months ended March 31, 2018 and March 31, 2018
- Consolidated Statements of Cash Flows for the Three Months ended March 31, 2018 and March 31, 2017
- Notes to Financial Statements
 - Corporate Information
 - Summary of Accounting Policies
 - Aging of Receivables
 - Segment Information
 - Financial Instruments

Item 2. Management Discussion and Analysis of Financial Condition and Results of Operations

- Result of Operations for the three months ended March 31, 2018
- Financial Condition
- Key Performance Indicators
- Material Change – Balance Sheet (March 31, 2018 versus December 31, 2017)
- Material Change – Income Statement (March 31, 2018 versus March 31, 2017)

PART II: OTHER INFORMATION

Item 3. 1st Quarter of 2018 Developments

Item 4. Other notes to Operations and Financials as of March 31, 2018

FINANCIAL RATIOS

SIGNATURES

PART I - FINANCIAL INFORMATION

ITEM 1: FINANCIAL STATEMENTS

STA. LUCIA LAND, INC. AND SUBSIDIARIES

CONSOLIDATED STATEMENTS OF FINANCIAL POSITION

For the Three Months ended March 31, 2018 and December 31, 2017

	March 31	December 31
	2018 (Unaudited)	2017(Audited)
ASSETS		
Current Assets		
Cash	₱561,984,014	₱626,239,307
Receivables	2,312,238,009	2,686,837,726
Real estate inventories	16,342,245,869	16,027,804,597
Other current assets	3,280,357,037	2,839,921,958
Total Current Assets	22,496,824,929	22,180,803,588
Noncurrent Assets		
Noncurrent installment contracts receivables	1,704,261,101	1,499,767,330
Investment properties	5,123,706,425	5,157,615,826
Property and equipment	49,277,916	55,746,018
Available-for-sale financial assets	830,295,969	878,032,737
Other noncurrent assets	39,254,270	35,047,737
Total Noncurrent Assets	7,746,795,681	7,626,209,648
	₱30,243,620,610	₱29,807,013,236
LIABILITIES AND EQUITY		
Current Liabilities		
Accounts and other payables	₱2,884,186,411	₱2,992,200,850
Short-term debt	5,518,000,000	5,475,000,000
Customers' deposits	1,399,668,881	1,223,413,496
Income tax payable	124,961,303	46,184,278
Total Current Liabilities	9,926,816,595	9,736,798,624
Noncurrent Liabilities		
Long-term debt	5,039,663,054	5,039,663,054
Pension Liabilities	2,154,455	2,154,455
Deferred tax liabilities – net	747,722,356	718,442,303
Total Noncurrent Liabilities	5,789,539,865	5,760,259,812
Total Liabilities	15,716,356,460	15,497,058,436
Equity		
Capital stock	10,796,450,000	10,796,450,000
Additional paid-in capital	330,004,284	330,004,284
Retained earnings	3,726,995,978	3,461,949,860
Treasury shares	(740,000,000)	(740,000,000)
Unrealized gain on fair value of available-for-sale financial assets	414,027,563	461,764,331
Remeasurement losses on pension liabilities	(213,675)	(213,675)
Total Equity	14,527,264,150	14,309,954,800
	₱30,243,620,610	₱29,807,013,236

STA. LUCIA LAND, INC. AND SUBSIDIARIES

CONSOLIDATED STATEMENTS OF COMPREHENSIVE INCOME

For the Three Months ended March 31, 2018 and March 31, 2017 and December 31, 2017

	March 2018	March 2017	December 2017
REVENUE			
Real estate sales	₱606,744,496	₱447,748,249	₱2,108,492,387
Rental income	267,314,564	269,029,461	1,026,099,885
Interest income	30,098,851	24,293,967	160,047,822
Construction income	—	—	109,263,232
Commission income	3,381,620	5,812,062	1,612,700
Dividend income	—	—	7,157,683
Others	66,581,854	30,659,340	276,625,704
	974,121,385	777,543,079	3,689,299,413
COSTS AND EXPENSES			
Cost of real estate	197,581,331	120,251,647	860,882,958
Cost of rental income	144,197,581	130,356,220	583,993,393
Cost of construction	—	—	943,899
Interest expense	129,537,842	85,682,073	487,638,932
Depreciation and amortization	4,404,266	4,375,012	19,825,280
Commissions	65,730,110	73,964,877	243,968,182
Advertising	15,539,886	10,316,499	56,336,866
Taxes, licenses and fees	14,050,869	21,102,617	98,388,080
Salaries and wages and other benefits	8,457,340	3,798,829	64,083,755
Professional fees	2,541,339	18,286,966	31,402,473
Representation	2,036,736	5,611,813	19,713,990
Utilities	2,168,091	3,208,452	21,894,451
Repairs and maintenance	559,774	1,882,626	17,045,872
Provision for doubtful account	—	—	2,550,308
Miscellaneous	8,679,260	12,006,312	49,608,318
	595,484,425	490,843,943	2,558,276,757
INCOME BEFORE INCOME TAX	378,636,960	286,699,136	1,131,022,656
PROVISION FOR INCOME TAX	113,590,842	86,009,680	313,371,404
NET INCOME	265,046,118	200,689,456	817,651,252
OTHER COMPREHENSIVE INCOME			
Unrealized gain for fair value of available-for-sale financial assets	(47,736,768)	(103,266,467)	25,976,439
Remeasurement gains (losses) on pension liabilities – net of tax	—	—	359,984
TOTAL COMPREHENSIVE INCOME	₱217,309,350	₱97,422,989	₱843,987,675
Basic/Diluted Earnings Per Share	₱0.030	₱0.022	₱0.091

STA. LUCIA LAND, INC. AND SUBSIDIARIES
CONSOLIDATED STATEMENTS OF CHANGES IN EQUITY
For the Three Months ended March 31, 2018 and March 31, 2017

	March 2018	March 2017
CAPITAL STOCK		
Common shares - ₱1 par value		
Authorized - 16,000,000,000 shares		
Issued and outstanding – 10,796,450,000 shares	₱10,796,450,000	₱10,796,450,000
	10,796,450,000	10,796,450,000
ADDITIONAL PAID-IN CAPITAL	330,004,284	330,004,284
TREASURY SHARES	(740,000,000)	(740,000,000)
RETAINED EARNINGS		
Balance at beginning of year	3,461,949,860	2,644,298,608
Net income	265,046,118	200,689,456
Balance at end of period	3,726,995,978	2,844,988,064
UNREALIZED GAIN ON FAIR VALUE OF AVAILABLE FOR SALE FINANCIAL ASSETS	414,027,563	332,521,425
REMEASUREMENT GAIN (LOSS) ON PENSION		
LIABILITIES- NET OF TAX	(213,675)	(573,659)
	₱14,527,264,150	₱12,829,803,630

STA. LUCIA LAND, INC. AND SUBSIDIARIES**CONSOLIDATED STATEMENTS OF CASH FLOWS**

For the Three Months ended March 31, 2018 and March 31, 2017

	March 2018	March 2017
CASH FLOWS FROM OPERATING ACTIVITIES		
Income before income tax	₱378,636,960	₱286,699,135
Adjustments for:		
Depreciation and amortization expense	42,122,226	41,933,488
Interest expense	111,073,862	85,682,073
Dividend income	—	(5,662,941)
Interest income	(30,098,851)	(24,293,967)
Operating income before changes in working capital	501,734,197	384,357,788
Changes in operating assets and liabilities:		
Decrease (increase) in:		
Receivables	165,883,766	(201,363,600)
Real estate inventories	(438,447,605)	(363,347,629)
Due from related parties	(56,836,526)	(56,836,526)
Other current assets	(440,435,079)	(764,912,531)
Increase (decrease) in:		
Accounts and other payables	122,287,281	735,015,618
Customers' deposits	176,255,384	106,230,157
Net cash generated from (used in) operations	30,441,418	(160,856,723)
Interest received	30,098,851	24,293,967
Interest paid	(161,844,307)	(101,230,903)
Income taxes paid	—	—
Net cash provided by (used in) operating activities	(101,304,038)	(237,793,659)
CASH FLOWS FROM INVESTING ACTIVITIES		
Additions to:		
Property and equipment	2,063,836	9,374,435
Investment properties	(3,808,558)	(1,988,853)
Other noncurrent assets	(4,206,533)	(4,152,695)
Net cash used in investing activities	(5,951,255)	3,232,887
CASH FLOWS FROM FINANCING ACTIVITIES		
Proceeds from loans	1,226,000,000	300,000,000
Payment of loans	(1,183,000,000)	—
Net cash provided by financing activities	43,000,000	300,000,000
NET INCREASE (DECREASE) IN CASH	(64,255,293)	65,439,228
CASH AT BEGINNING OF YEAR	626,239,307	140,450,437
CASH AT END OF PERIOD	₱561,984,014	₱205,889,665

STA. LUCIA LAND, INC. AND SUBSIDIARIES

NOTES TO UNAUDITED CONSOLIDATED FINANCIAL STATEMENTS

1. Corporate Information

Sta. Lucia Land, Inc. (the Parent Company) is a publicly-listed company incorporated in the Republic of the Philippines and registered with the Philippine Securities and Exchange Commission (SEC) on December 6, 1966 under the name Zipporah Mining and Industrial Corporation to engage in mining. On August 14, 1996, the Parent Company's Articles of Incorporation was amended to effect the following: (a) changing the corporate name to Zipporah Realty Holdings, Inc., and (b) transferring the original primary purpose to secondary purpose from being a mining firm to a real estate company, the primary purpose of which is to acquire by purchase, lease, donation, and to own, use, improve, develop and hold for investment, real estate of all kinds, improve, manage or dispose of buildings, houses, apartments and other structures of whatever kind, together with their appurtenances. On July 16, 2007, the Parent Company changed its corporate name from Zipporah Realty Holdings, Inc. to Sta. Lucia Land, Inc.

The end of the corporate life of the Parent Company is on December 5, 2016. On June 16, 2016, the SEC approved the extension of the Parent Company's life to another 50 years up to December 5, 2066.

The registered office address and principal place of business of the Parent Company and its subsidiaries (collectively referred to as the Group) is at Penthouse Bldg. 3, Sta. Lucia East Grand Mall, Marcos Highway corner Imelda Avenue, Cainta, Rizal.

The Group is 83.28% owned by Sta. Lucia Realty and Development Inc. (SLRDI or the Ultimate Parent Company).

On July 8, 2014, the Parent Company and the Ultimate Parent Company executed a deed of assignment of shares of stock wherein the parties agreed as follows:

1. The previous assignment by the Ultimate Parent Company of Saddle and Clubs Leisure Park is rescinded.
2. The Ultimate Parent Company transfers 3,000 million shares of the Parent Company in favor of the latter as full payment for the ₱1,801.11 million advances to the former.

In 2014, 2,250 million shares covering ₱900.00 million of advances were issued back by SLRDI to the Parent Company and formed part of the Parent Company's treasury shares. This decreased the outstanding shares of the Parent Company from 10,796.45 million in 2013 to 8,546.45 million in 2014.

On September 30, 2014, the lease agreement on Sta. Lucia East Grand Mall (Mall) between the Parent Company and Sta. Lucia East Commercial Corporation (SLECC), an affiliate, was terminated by both parties. Effective October 1, 2014, the existing lease agreements over the Mall spaces were directly between the Parent Company and the tenants. Prior to September 30, 2014, the Parent Company charges rental fee to SLECC, an amount equivalent to 90% of SLECC's net income excluding real property tax. SLECC charges management fee of 7% of the gross rental revenue from mall operations starting October 1, 2014 since SLECC still manages the mall operations, despite the change in lease arrangements.

On December 22, 2015, the Parent Company reissued 400 million treasury shares which increased the outstanding shares to 8,946.45 million in 2015.

2. Summary of Significant Accounting Policies

Basis of Preparation

The accompanying consolidated financial statements of the Group have been prepared using the historical cost basis, except for quoted available-for-sale (AFS) financial assets that have been measured at fair value. The consolidated financial statements are presented in Philippine Peso (₱), which is also the Group's functional currency and all values are rounded to nearest Philippine peso except when otherwise indicated.

Statement of Compliance

The consolidated financial statements of the Group have been prepared in compliance with Philippine Financial Reporting Standards (PFRSs).

Basis of Consolidation

The consolidated financial statements comprise the financial statements of the Parent Company and its subsidiaries as of March 31, 2018 and March 31, 2017.

Control is achieved when the Group is exposed, or has rights, to variable returns from its involvement with the investee and has the ability to affect those returns through its power over the investee. Specifically, the Group controls an investee if and only if the Group has:

- Power over the investee (i.e., existing rights that give it the current ability to direct the relevant activities of the investee)
- Exposure, or rights, to variable returns from its involvement with the investee, and
- The ability to use its power over the investee to affect its returns

Generally, there is a presumption that a majority of voting rights result in control. To support this presumption and when the Group has less than a majority of the voting or similar rights of an investee, the Group considers all relevant facts and circumstances in assessing whether it has power over an investee, including:

- The contractual arrangement with the other vote holders of the investee
- Rights arising from other contractual arrangements
- The Group's voting rights and potential voting rights

The Group re-assesses whether or not it controls an investee if facts and circumstances indicate that there are changes to one or more of the three elements of control. Consolidation of a subsidiary begins when the Group obtains control over the subsidiary and ceases when the Group loses control of the subsidiary. Assets, liabilities, income and expenses of a subsidiary acquired or disposed of during the year are included or excluded in the consolidated financial statements from the date the Group gains control or until the date the Group ceases to control the subsidiary.

Profit or loss and each component of other comprehensive income (OCI) are attributed to the equity holders of the Parent Company and to the non-controlling interests (NCI), even if this results in the NCI having a deficit balance. The consolidated financial statements are prepared using uniform accounting policies for like transactions and other similar events.

When necessary, adjustments are made to the financial statements of subsidiaries to bring

their accounting policies into line with the Group's accounting policies. All intra-group assets and liabilities, equity, income, expense and cash flows relating to transactions between members of the Group are eliminated in full on consolidation.

A change in the ownership interest of a subsidiary, without a loss of control, is accounted for as an equity transaction. If the Group loses control over a subsidiary, it derecognizes the related assets (including goodwill), liabilities, non-controlling interest and other components of equity, while any resultant gain or loss is recognized in profit or loss. Any investment retained is recognized at fair value.

The consolidated financial statements include the financial statements of the Parent Company and the following wholly owned subsidiaries. The voting rights held by the Group in these subsidiaries are in proportion of their ownership interest.

	% of Ownership
Sta. Lucia Homes, Inc. (SLHI)	100.00%
Santalucia Ventures, Inc. (SVI)	100.00%

Changes in Accounting Policies and Disclosures

The accounting policies adopted are consistent with those of the previous financial year, except that the Group has adopted the following new accounting pronouncements starting January 1, 2017.

Adoption of these pronouncements did not have any significant impact in the Group's financial position or performance unless otherwise indicated.

- Amendments to PFRS 12, *Disclosure of Interests in Other Entities, Clarification of the Scope of the Standard* (Part of *Annual Improvements to PFRSs 2014 - 2016 Cycle*)
The amendments clarify that the disclosure requirements in PFRS 12, other than those relating to summarized financial information, apply to an entity's interest in a subsidiary, a joint venture or an associate (or a portion of its interest in a joint venture or an associate) that is classified (or included in a disposal group that is classified) as held for sale.

Adoption of these amendments did not have any impact on the Group's consolidated financial statements because it does not have disposal group.

- Amendments to PAS 7, *Statement of Cash Flows, Disclosure Initiative*
The amendments require entities to provide disclosure of changes in their liabilities arising from financing activities, including both changes arising from cash flows and non-cash changes (such as foreign exchange gains or losses).

The Group has provided the required information in Note 27 to the consolidated financial statements. As allowed under the transition provisions of the standard, the Group did not present comparative information for the years ended December 31, 2016 and 2015.

- Amendments to PAS 12, *Income Taxes, Recognition of Deferred Tax Assets for Unrealized Losses*
The amendments clarify that an entity needs to consider whether tax law restricts the sources of taxable profits against which it may make deductions upon the reversal of the deductible temporary difference related to unrealized losses. Furthermore, the amendments provide guidance on how an entity should determine future taxable profits and explain the circumstances in which taxable profit may include the recovery of some assets for more than their carrying amount.

The Group applied the amendments retrospectively. However, their application has no effect on the Group's financial position and performance as the Group has no deductible temporary differences or assets that are in the scope of the amendments.

Standards Issued But Not Yet Effective

Pronouncements issued but not yet effective are listed below. Unless otherwise indicated, the Group does not expect that the future adoption of the said pronouncements to have a significant impact on its consolidated financial statements. The Group intends to adopt the following pronouncements when they become effective.

Effective beginning on or after January 1, 2018

- Amendments to PFRS 2, *Share-based Payment, Classification and Measurement of Share-based Payment Transactions*

The amendments to PFRS 2 address three main areas: the effects of vesting conditions on the measurement of a cash-settled share-based payment transaction; the classification of a share-based payment transaction with net settlement features for withholding tax obligations; and the accounting where a modification to the terms and conditions of a share-based payment transaction changes its classification from cash settled to equity settled.

On adoption, entities are required to apply the amendments without restating prior periods, but retrospective application is permitted if elected for all three amendments and if other criteria are met. Early application of the amendments is permitted. These amendments are not expected to have any impact to the Group because it does not have any share based payment transactions.

- Amendments to PFRS 4, *Insurance Contracts, Applying PFRS 9, Financial Instruments, with PFRS 4*

The amendments address concerns arising from implementing PFRS 9, the new financial instruments standard before implementing the forthcoming insurance contracts standard. They allow entities to choose between the overlay approach and the deferral approach to deal with the transitional challenges. The overlay approach gives all entities that issue insurance contracts the option to recognize in other comprehensive income, rather than profit or loss, the volatility that could arise when PFRS 9 is applied before the new insurance contracts standard is issued. On the other hand, the deferral approach gives entities whose activities are predominantly connected with insurance an optional temporary exemption from applying PFRS 9 until the earlier of application of the forthcoming insurance contracts standard or January 1, 2021.

The overlay approach and the deferral approach will only be available to an entity if it has not previously applied PFRS 9. These amendments are not applicable to the Group since none of the entities within the Group have activities that are connected with insurance or issue insurance contracts.

- PFRS 15, *Revenue from Contracts with Customers*

PFRS 15 establishes a new five-step model that will apply to revenue arising from contracts with customers. Under PFRS 15, revenue is recognized at an amount that reflects the consideration to which an entity expects to be entitled in exchange for transferring goods or services to a customer. The principles in PFRS 15 provide a more structured approach to measuring and recognizing revenue.

The new revenue standard is applicable to all entities and will supersede all current revenue recognition requirements under PFRSs. Either a full or modified retrospective application is required for annual periods beginning on or after January 1, 2018.

Based on its initial assessment, the requirements of PFRS 15 on the following may have an

impact on the Group's financial position, performance and disclosures:

- Significant financing component in relation to advance payments received from customers or advance proportion of work performed for the customers of real estate and construction agreements
- Determination of existing documentation would meet the definition of contracts for real estate agreements
- Accounting for costs in obtaining the contract for real estate agreements
- Measurement of progress for real estate contracts

The determination and measurement requirements in PFRS 15 also apply to gains and losses on disposal of nonfinancial assets (such as items of property and equipment and intangible assets), when that disposal is not in the ordinary course of business.

- *PFRS 9, Financial Instruments*
PFRS 9 reflects all phases of the financial instruments project and replaces PAS 39, *Financial Instruments: Recognition and Measurement*, and all previous versions of PFRS 9. The standard introduces new requirements for classification and measurement, impairment, and hedge accounting. PFRS 9 is effective for annual periods beginning on or after January 1, 2018, with early application permitted. Retrospective application is required, but providing comparative information is not compulsory. For hedge accounting, the requirements are generally applied prospectively, with some limited exceptions.

The Group plans to adopt the new standard in the mandatory effective date.

In 2017, the Group performed its initial impact assessment of PFRS 9 and assessed that it will impact its methodology and measurement of credit losses as well as on the classification and measurement of financial assets. There is no impact to the classification and measurement of its financial liabilities.

- *Amendments to PAS 28, Measuring an Associate or Joint Venture at Fair Value (Part of Annual Improvements to PFRSs 2014 - 2016 Cycle)*
The amendments clarify that an entity that is a venture capital organization, or other qualifying entity, may elect, at initial recognition on an investment-by-investment basis, to measure its investments in associates and joint ventures at fair value through profit or loss. They also clarify that if an entity that is not itself an investment entity has an interest in an associate or joint venture that is an investment entity, the entity may, when applying the equity method, elect to retain the fair value measurement applied by that investment entity associate or joint venture to the investment entity associate's or joint venture's interests in subsidiaries. This election is made separately for each investment entity associate or joint venture, at the later of the date on which (a) the investment entity associate or joint venture is initially recognized; (b) the associate or joint venture becomes an investment entity; and (c) the investment entity associate or joint venture first becomes a parent. The amendments should be applied retrospectively, with earlier application permitted.
- *Amendments to PAS 40, Investment Property, Transfers of Investment Property*
The amendments clarify when an entity should transfer property, including property under construction or development into, or out of investment property. The amendments state that a change in use occurs when the property meets, or ceases to meet, the definition of investment property and there is evidence of the change in use. A mere change in management's intentions for the use of a property does not provide evidence of a change in use. The amendments should be applied prospectively to changes in use that occur on or after the beginning of the annual reporting period in which the entity first applies the

amendments. Retrospective application is only permitted if this is possible without the use of hindsight. The Group has assessed the impact of the Standard and will apply to its future change in use of properties to and from investment properties given that it is in the mall and commercial center operations.

- **Philippine Interpretation IFRIC-22, *Foreign Currency Transactions and Advance Consideration***
The interpretation clarifies that in determining the spot exchange rate to use on initial recognition of the related asset, expense or income (or part of it) on the derecognition of a non-monetary asset or non-monetary liability relating to advance consideration, the date of the transaction is the date on which an entity initially recognizes the nonmonetary asset or non-monetary liability arising from the advance consideration. If there are multiple payments or receipts in advance, then the entity must determine a date of the transactions for each payment or receipt of advance consideration. The interpretation may be applied on a fully retrospective basis. Entities may apply the interpretation prospectively to all assets, expenses and income in its scope that are initially recognized on or after the beginning of the reporting period in which the entity first applies the interpretation or the beginning of a prior reporting period presented as comparative information in the financial statements of the reporting period in which the entity first applies the interpretation.

Effective beginning on or after January 1, 2019

- **PFRS 16, *Leases***
PFRS 16 sets out the principles for the recognition, measurement, presentation and disclosure of leases and requires lessees to account for all leases under a single on-balance sheet model similar to the accounting for finance leases under PAS 17, *Leases*. The standard includes two recognition exemptions for lessees - leases of 'low-value' assets (e.g., personal computers) and short-term leases (i.e., leases with a lease term of 12 months or less). At the commencement date of a lease, a lessee will recognize a liability to make lease payments (i.e., the lease liability) and an asset representing the right to use the underlying asset during the lease term (i.e., the right-of-use asset). Lessees will be required to separately recognize the interest expense on the lease liability and the depreciation expense on the right-of-use asset.
- Lessees will be also required to remeasure the lease liability upon the occurrence of certain events (e.g., a change in the lease term, a change in future lease payments resulting from a change in an index or rate used to determine those payments). The lessee will generally recognize the amount of the remeasurement of the lease liability as an adjustment to the right-of-use asset.
- Lessor accounting under PFRS 16 is substantially unchanged from today's accounting under PAS 17. Lessors will continue to classify all leases using the same classification principle as in PAS 17 and distinguish between two types of leases: operating and finance leases.
- PFRS 16 also requires lessees and lessors to make more extensive disclosures than under PAS 17.
Early application is permitted, but not before an entity applies PFRS 15. A lessee can choose to apply the standard using either a full retrospective or a modified retrospective approach. The standard's transition provisions permit certain reliefs. The Group expects the standard to impact its operating lease arrangements which will require recognition of right of use asset in the books and its related lease liability. The Group does not expect significant impact of the standard to its arrangements as a lessor.

Deferred effectivity

- Amendments to PFRS 10 and PAS 28, *Sale or Contribution of Assets between an Investor and its Associate or Joint Venture*

The amendments address the conflict between PFRS 10 and PAS 28 in dealing with the loss of control of a subsidiary that is sold or contributed to an associate or joint venture. The amendments clarify that a full gain or loss is recognized when a transfer to an associate or joint venture involves a business as defined in PFRS 3, *Business Combinations*. Any gain or loss resulting from the sale or contribution of assets that does not constitute a business, however, is recognized only to the extent of unrelated investors' interests in the associate or joint venture.

On January 13, 2016, the Financial Reporting Standards Council postponed the original effective date of January 1, 2016 of the said amendments until the International Accounting Standards Board has completed its broader review of the research project on equity accounting that may result in the simplification of accounting for such transactions and of other aspects of accounting for associates and joint ventures.

Current versus Noncurrent Classification

The Group presents assets and liabilities in statement of financial position based on current and noncurrent classification. An asset is current when it is:

- Expected to be realized or intended to be sold or consumed in normal operating cycle
- Held primarily for the purpose of trading
- Expected to be realized within twelve months after the reporting period or
- Cash and cash equivalent unless restricted from being exchanged or used to settle a liability for at least twelve months after the reporting period

All other assets are classified as noncurrent.

A liability is current when:

- It is expected to be settled in normal operating cycle
- It is primarily for the purpose of trading
- It is due to be settled within twelve months after the reporting period or
- There is no unconditional right to defer the settlement of the liability at least twelve months after the reporting period.

Cash

Cash includes cash on hand and in banks. Cash in bank earns interest at the prevailing bank deposit rate.

Financial Instruments

Date of recognition

The Group recognizes a financial asset or a liability on the statement of financial position when it becomes a party to the contractual provisions of the instrument. Purchases or sales of financial assets that require delivery of assets within the time frame established by regulation or convention in the marketplace are recognized on the trade date, which is the date when the Group commits to purchase or sell the asset.

Initial recognition of financial instruments

All financial assets and financial liabilities are initially recognized at fair value. Except for financial assets and liabilities at fair value through profit or loss (FVPL), the initial measurement of financial assets and liabilities include transaction costs. The Group classifies

its financial assets in the following categories: financial assets at FVPL, held-to-maturity (HTM) investments, available-for-sale (AFS) financial assets, or loans and receivables. The Group classifies its financial liabilities as financial liabilities at FVPL or other financial liabilities

The classification depends on the purpose for which the investments were acquired and whether these are quoted in an active market. The financial assets of the Group are of the nature of loans and receivables, while its financial liabilities are of the nature of other financial liabilities. Management determines the classification at initial recognition and re-evaluates such designation, where allowed and appropriate, at every reporting date.

Financial instruments are classified as liability or equity in accordance with the substance of the contractual arrangement. Interest, dividends, gains and losses relating to a financial instrument or a component that is a financial liability, are reported as expense or income. Distributions to holders of financial instruments classified as equity are charged directly to equity, net of any related income tax benefits.

The Group's financial instruments are of the nature of loans and receivables, available-for-sale (AFS) financial assets, and other financial liabilities.

Determination of fair value

The Group measures AFS financial assets at fair value at each reporting date. The Group also discloses the fair value of certain loans and receivables, other financial liabilities and nonfinancial assets measured at cost such as investment properties every reporting date as disclosed in Notes 9 and 25.

Fair value is the price that would be received to sell an asset or paid to transfer a liability in an orderly transaction between market participants at the measurement date. The fair value measurement is based on the presumption that the transaction to sell the asset or transfer the liability takes place either:

- in the principal market for the asset or liability, or
- in the absence of a principal market, in the most advantageous market for the asset or liability. The principal or the most advantageous market must be accessible to the Group.

The fair value of an asset or a liability is measured using the assumptions that market participants would use when pricing the asset or liability, assuming that market participants act in their economic best interest. A fair value measurement of a non-financial asset takes into account a market participant's ability to generate economic benefits by using the asset in its highest and best use or by selling it to another market participant that would use the asset in its highest and best use.

The Group uses valuation techniques that are appropriate in the circumstances and for which sufficient data are available to measure fair value, maximizing the use of relevant observable inputs and minimizing the use of unobservable inputs.

All assets and liabilities for which fair value is measured or disclosed in the financial statements are categorized within the fair value hierarchy, described as follows, based on the lowest level input that is significant to the fair value measurement as a whole:

- Level 1 - Quoted (unadjusted) market prices in active markets for identical assets or liabilities

- Level 2 - Valuation techniques for which the lowest level input that is significant to the fair value measurement is directly or indirectly observable
- Level 3 - Valuation techniques for which the lowest level input that is significant to the fair value measurement is unobservable

For assets and liabilities that are recognized in the financial statements on a recurring basis, the Group determines whether transfers have occurred between Levels in the hierarchy by re-assessing categorization (based on the lowest level input that is significant to the fair value measurement as a whole) at the end of each reporting period.

“Day 1” difference

Where the transaction price in a non-active market is different from the fair value from other observable current market transactions in the same instrument or based on a valuation technique whose variables include only data from observable market, the Group recognizes the difference between the transaction price and fair value (a “Day 1” difference) in profit or loss under interest income, unless it qualifies for recognition as some other type of asset or liability.

In cases where use is made of data which is not observable, the difference between the transaction price and model value is only recognized in profit or loss when the inputs become observable or when the instrument is derecognized. For each transaction, the Group determines the appropriate method of recognizing the “Day 1” difference amount.

Loans and receivables

Loans and receivables are nonderivative financial assets with fixed or determinable payments and fixed maturities that are not quoted in an active market. These are not entered into with the intention of immediate or short-term resale and are not designated as AFS financial assets or financial assets at FVPL.

After initial measurement, the loans and receivables are subsequently measured at amortized cost using the effective interest rate (EIR) method, less allowance for impairment. Amortized cost is calculated by taking into account any discount or premium on acquisition and fees that are an integral part of the EIR. The amortization is included in “Interest Income” in the statement of comprehensive income. The losses arising from impairment of such loans and receivables are recognized in the statement of comprehensive income.

Loans and receivables are included in current assets if maturity is within twelve (12) months from the reporting date. Otherwise, these are classified as noncurrent assets.

This accounting policy applies primarily to the Group’s trade receivables and noncurrent installment contracts receivables.

AFS financial assets

AFS financial assets are nonderivative financial assets that are designated as such or do not qualify to be classified or designated as financial assets at FVPL, HTM investments or loans and receivables. These are purchased and held indefinitely, and may be sold in response to liquidity requirements or changes in market conditions.

After initial measurement, AFS financial assets are subsequently measured at fair value. The unrealized gains and losses arising from the fair valuation of AFS financial assets are excluded from reported earnings and are reported as “Unrealized Gains (Losses) on Fair Value of Available-for-Sale Financial Assets” in the other comprehensive income section of the statement of comprehensive income.

When the investment is disposed of, the cumulative gain or loss previously recognized in OCI is recognized as gain or loss on disposal in profit or loss.

When the fair value of AFS financial assets cannot be measured reliably because of lack of reliable estimates of future cash flows and discount rates necessary to calculate the fair values of unquoted equity instruments, then instruments are carried at cost less any allowance for impairment losses.

Where the Group holds more than one investment in the same security these are deemed to be disposed of on a first-in first-out basis. Interest earned on holding AFS debt investments are reported as interest income using the EIR method.

Dividends earned on holding AFS equity investments are recognized in profit or loss as "Dividend Income" when the right to receive payment has been established.

AFS financial assets are classified as noncurrent assets unless the intention is to dispose such assets within 12 months from reporting date.

The Group's AFS financial assets pertain to both quoted and unquoted equity securities included under "Available-for-Sale Financial Assets" account in the statement of financial position. The Group's quoted equity securities pertain to investments in casinos and gaming company while unquoted securities pertain to investment in real estate company.

Other financial liabilities

Other financial liabilities pertain to financial liabilities not classified or designated as financial liabilities at FVPL where the substance of the contractual arrangement results in the Group having an obligation either to deliver cash or another financial asset to the holder or to settle the obligation other than by the exchange of a fixed amount of cash.

After initial measurement, other financial liabilities are subsequently measured at amortized cost using the effective interest method. Amortized cost is calculated by taking into account any discount or premium on the issue and fees that are integral part of the effective interest rate. Gains and losses are recognized in profit or loss when the liabilities are derecognized (redemption is a form of derecognition), as well as through the amortization process.

As of December 31, 2017 and 2016, the Group's other financial liabilities consist of accounts and other payables (excluding statutory liabilities), short-term debt and long-term debt.

Debt Issuance Costs

Debt issuance costs represent costs arising from fees incurred to obtain loans. Debt issuance costs are deducted against loans payable and are amortized over the terms of the related borrowings using the EIR method.

Impairment of Financial Assets

The Group assesses at each reporting date whether there is objective evidence that a financial asset or group of financial assets is impaired. A financial asset or a group of financial assets is deemed to be impaired if, and only if, there is objective evidence of impairment as a result of one or more events that has occurred after the initial recognition of the asset (an incurred 'loss event') and that loss event (or events) has an impact on the estimated future cash flows of the financial asset or the group of financial assets that can be reliably estimated. Evidence of impairment may include indications that the borrower or a group of borrowers is experiencing significant financial difficulty, default or delinquency in interest or principal payments, the probability that they will enter bankruptcy or other financial reorganization and where observable data indicate that there is measurable decrease in the estimated future cash flows, such as changes in arrears or economic conditions that correlate with defaults.

Loans and receivables

For loans and receivables carried at amortized cost, the Group first assesses whether objective evidence of impairment exists individually for financial assets that are individually significant, or collectively for financial assets that are not individually significant. If the Group determines that no objective evidence of impairment exists for individually assessed financial asset, whether significant or not, it includes the asset in a group of financial assets with similar credit risk characteristics and collectively assesses for impairment. Those characteristics are relevant to the estimation of future cash flows for groups of such assets by being indicative of the debtors' ability to pay all amounts due according to the contractual terms of the assets being evaluated. Assets that are individually assessed for impairment and for which an impairment loss is, or continues to be, recognized are not included in a collective assessment for impairment.

If there is objective evidence that an impairment loss has been incurred, the amount of the loss is measured as the difference between the asset's carrying amount and the present value of the estimated future cash flows (excluding future credit losses that have not been incurred). The carrying amount of the asset is reduced through the use of an allowance account and the amount of loss is charged to profit or loss. Interest income continues to be recognized based on the original EIR of the asset. Receivables, together with the associated allowance accounts, are written off when there is no realistic prospect of future recovery and all collateral has been realized. If, in a subsequent year, the amount of the estimated impairment loss decreases because of an event occurring after the impairment was recognized, the previously recognized impairment loss is reversed. Any subsequent reversal of an impairment loss is recognized in profit or loss, to the extent that the carrying value of the asset does not exceed its amortized cost at the reversal date.

For the purpose of a collective evaluation of impairment, financial assets are grouped on the basis of such credit risk characteristics as customer type, payment history, past-due status and term.

Future cash flows in a group of financial assets that are collectively evaluated for impairment are estimated on the basis of historical loss experience for assets with credit risk characteristics similar to those in the group. Historical loss experience is adjusted on the basis of current observable data to reflect the effects of current conditions that did not affect the period on which the historical loss experience is based and to remove the effects of conditions in the historical period that do not exist currently. The methodology and assumptions used for estimating future cash flows are reviewed regularly by the Group to reduce any differences between loss estimates and actual loss experience.

The carrying amount of the asset is reduced through the use of an allowance account and the amount of loss is charged to profit or loss. Financial assets carried at amortized costs, together with the associated allowance accounts, are written off when there is no realistic prospect of future recovery and all collateral has been realized. If, in a subsequent year, the amount of the estimated impairment loss decreases because of an event occurring after the impairment was recognized, the previously recognized impairment loss is reversed. Any subsequent reversal of an impairment loss is recognized in profit or loss, to the extent that the carrying value of the asset does not exceed its amortized cost at the reversal date.

AFS financial assets carried at fair value

For AFS financial assets, the Group assesses at each financial reporting date whether there is objective evidence that a financial asset is impaired. In the case of equity investments classified as AFS financial assets, this would include a significant or prolonged decline in the

fair value of the investments below their costs. 'Significant' is evaluated against the original cost of the investment and 'prolonged' against the period in which the fair value has been below its original cost. Where there is evidence of impairment, the cumulative loss - measured as the difference between the acquisition cost and the current fair value, less any impairment loss on that financial asset previously recognized in the statement of comprehensive income - is removed from other comprehensive income and recognized in profit and loss. In case of unquoted AFS, the Group obtains other basis of recoverable value such as the recent net asset value of the investee or forecast of financial performance of the investee. Impairment losses on equity investments are not reversed through profit or loss. Increases in fair value after impairment are recognized directly in other comprehensive income.

AFS financial assets carried at cost

If there is an objective evidence that an impairment loss on an unquoted equity instrument that is not carried at fair value because its fair value cannot be reliably measured, the amount of the loss is measured as the difference between the carrying amount and the present value of estimated future cash flows discounted at the current market rate of return for a similar financial asset.

Derecognition of Financial Assets and Liabilities

Financial asset

A financial asset (or, where applicable a part of a financial asset or part of a group of financial assets) is derecognized when:

- a. the right to receive cash flows from the asset has expired or
- b. the Group has transferred its rights to receive cash flows from the asset or has assumed an obligation to pay the received cash flows in full without material delay to a third party under a 'pass-through' arrangement; and either (a) the Group has transferred substantially all the risks and rewards of the asset, or (b) the Group has neither transferred nor retained the risks and rewards of the asset but has transferred the control of the asset.

Where the Group has transferred its rights to receive cash flows from an asset or has entered into a pass-through arrangement, and has neither transferred nor retained substantially all the risks and rewards of the asset nor transferred control of the asset, the asset is recognized to the extent of the Group's continuing involvement in the asset. Continuing involvement that takes the form of a guarantee over the transferred asset is measured at the lower of original carrying amount of the asset and the maximum amount of consideration that the Group could be required to repay.

Financial liability

A financial liability is derecognized when the obligation under the liability is discharged, cancelled, or has expired.

Where an existing financial liability is replaced by another from the same lender on substantially different terms, or the terms of an existing liability are substantially modified, such an exchange or modification is treated as a derecognition of the original liability and the recognition of a new liability, and the difference in the respective carrying amounts is recognized in profit or loss.

Offsetting Financial Instruments

Financial assets and financial liabilities are offset and the net amount reported in the consolidated statement of financial position if, and only if, there is a currently enforceable

legal right to offset the recognized amounts and there is an intention to settle on a net basis, or to realize the asset and settle the liability simultaneously.

Real Estate Inventories

Property acquired or being constructed for sale in the ordinary course of business, rather than to be held for rental or capital appreciation or will be occupied by the Group, is held as inventory and is measured at the lower of cost and net realizable value (NRV). In few cases of buyer defaults, the Group can repossess the properties and held it for sale in the ordinary course of business at the prevailing market price. The total of repossessed properties included in the “Real Estate Inventories” account in the consolidated statement of financial position. Costs incurred in bringing the repossessed assets to its marketable state are included in their carrying amounts unless these exceed the recoverable values.

Cost includes the purchase price of land and those costs incurred for the development and improvement of the properties such as amounts paid to contractors for construction, capitalized borrowing costs, planning and design costs, costs of site preparation, professional fees for legal services, property transfer taxes, construction overheads and other related costs.

Other Current Assets

Other current assets are carried at cost and pertain to resources controlled by the Group as a result of past events and from which future economic benefits are expected to flow to the Group. These include prepayments of construction costs and deferred portion of commissions paid to sales or marketing agents that are yet to be charged to the period the related revenue is recognized.

Investment Properties

Investment properties consist of properties that are held to earn rentals or for capital appreciation or both, and that are not occupied by the Group. Investment properties, except for land, are carried at cost less accumulated depreciation and any impairment in residual value. Land is carried at cost less any impairment in value.

Expenditures incurred after the investment property has been put in operation, such as repairs and maintenance costs, are normally charged against income in the period in which the costs are incurred.

Construction in progress are carried at cost and transferred to the related investment property account when the construction and related activities to prepare the property for its intended use are complete, and the property is ready for occupation. This includes cost of construction and other direct costs. Construction-in-progress is not depreciated until such time that the relevant assets are available for their intended use.

Depreciation of investment properties is computed using the straight-line method over the estimated useful lives of the assets and included under “Costs of Rental Income” in the consolidated statement of comprehensive income. The estimated useful lives and the depreciation method are reviewed periodically to ensure that the period and method of depreciation are consistent with the expected pattern of economic benefits from items of investment properties. The estimated useful lives of investment properties follow:

	Years
Land improvements	40
Buildings and improvements	40
Machinery and equipment	5 to 10

Investment properties are derecognized when either they have been disposed of, or when the investment property is permanently withdrawn from use and no future economic benefit is expected from its disposal. Any gains or losses on the retirement or disposal of an investment property are recognized in profit or loss in the year of retirement or disposal.

Transfers are made to investment properties when there is a change in use, evidenced by ending of owner-occupation, commencement of an operating lease to another party or ending of construction or development. Transfers are made from investment property when and only when there is a change in use, evidenced by commencement of owner-occupation or commencement of development with a view to sale. Transfers between investment properties, owner-occupied property and inventories do not change the carrying amount of the property transferred and they do not change the cost of that property for measurement or disclosure purposes.

Property and Equipment

Property and equipment are carried at cost less accumulated depreciation and amortization and any impairment in value. The initial cost of property and equipment consists of its purchase price and any directly attributable costs of bringing the asset to its working condition and location for its intended use.

Subsequent costs are capitalized as part of property and equipment only when it is probable that future economic benefits associated with the item will flow to the Group and the cost of the items can be measured reliably. All other repairs and maintenance are charged against current operations as incurred.

Depreciation and amortization of property and equipment commences once the assets are put into operational use and is computed on a straight-line basis over the estimated useful lives of the property and equipment as follows:

	Years
Office tools and equipment	3 to 5
Transportation equipment	5
Furniture and fixtures	3 to 5
Software	3 to 5

The useful life and depreciation and amortization method are reviewed periodically to ensure that the period and method of depreciation and amortization are consistent with the expected pattern of economic benefits from items of property and equipment.

When property and equipment are retired or otherwise disposed of, the cost of the related accumulated depreciation and amortization and accumulated provision for impairment losses, if any, are removed from the accounts and any resulting gain or loss is credited to or charged against current operations.

Fully depreciated and amortized property and equipment are retained in the accounts until they are no longer in use. No further depreciation and amortization is charged against current operations.

Interests in Joint Operations

Interests in joint operations represent one or more assets, usually in the form of real estate development, contributed to, or acquired for the purpose of the joint operations and dedicated to the purposes of the joint operations. The assets are used to obtain benefits for the operators. Each operator may take a share of the output from the assets and each bears

an agreed share of the expenses incurred. These joint operations do not involve the establishment of a corporation, partnership or other entity, or a financial structure that is separate from the operators themselves. Each operator has control over its share of future economic benefits through its share of the jointly operations. Contribution of the Group to the joint operations are included in real estate inventories.

Impairment of Nonfinancial Assets

This accounting policy relates to the other current assets, investment properties and property and equipment.

The Group assesses at each reporting date whether there is an indication that an asset may be impaired. If any such indication exists, or when annual impairment testing for an asset is required, the Group makes an estimate of the asset's recoverable amount. An asset's recoverable amount is the higher of an asset's or cash-generating unit's fair value less costs to sell and its value in use and is determined for an individual asset, unless the asset does not generate cash inflows that are largely independent of those from other assets or group of assets.

Where the carrying amount of an asset exceeds its recoverable amount, the asset is considered impaired and is written down to its recoverable amount. In assessing value in use, the estimated future cash flows are discounted to their present value using a pre-tax discount rate that reflects current market assessments of the time value of money and the risks specific to the asset. Impairment losses of continuing operations are recognized in the consolidated statement of comprehensive income in those expense categories consistent with the function of the impaired asset.

An assessment is made at each reporting date as to whether there is any indication that previously recognized impairment losses may no longer exist or may have decreased. If such indication exists, the recoverable amount is estimated. A previously recognized impairment loss is reversed only if there has been a change in the estimates used to determine the asset's recoverable amount since the last impairment loss was recognized. If that is the case the carrying amount of the asset is increased to its recoverable amount. That increased amount cannot exceed the carrying amount that would have been determined, net of depreciation, had no impairment loss been recognized for the asset in prior years. Such reversal is recognized in the consolidated statement of comprehensive income unless the asset is carried at revalued amount, in which case, the reversal is treated as a revaluation increase. After such reversal the depreciation charge is adjusted in future periods to allocate the asset's revised carrying amount, less any residual value, on a systematic basis over its remaining useful life.

Customers' Deposits

Customers' deposits represent payment received from customer accounts which have not yet reached the minimum required percentage for recording real estate sale transaction. When the level of required payment is reached, sales are recognized and these deposits and down payments will be applied against the related receivable.

Under the percentage of completion method of recognizing sales for real estate, when a real estate does not meet the requirements for revenue recognition, the sale is accounted for under the deposit method. Under this method, cash received from customers are recorded under "Customers' Deposits" account in the consolidated statement of financial position. It is also recognized when the cash received from customers is greater than the receivable from customers under percentage of completion. Subsequently, customers' deposits are applied against receivable from customers as a result of the recognition of sales through completion of the project.

Pension Liabilities

The Group has a funded, noncontributory defined benefit retirement plan covering substantially all of its qualified employees. The Group's pension liability is the aggregate of the present value of the defined benefit obligation at the end of the reporting period.

The cost of providing benefits under the defined benefit plans is actuarially determined using the projected unit credit (PUC) method.

Defined benefit costs comprise the following:

- (a) service cost;
- (b) net interest on the net defined benefit liability or asset; and
- (c) remeasurements of net defined benefit liability or asset.

Service costs which include current service costs, past service costs and gains or losses on non-routine settlements are recognized as expense in profit or loss. Past service costs are recognized when plan amendment or curtailment occurs.

Net interest on the net defined benefit liability or asset is the change during the period in the net defined benefit liability or asset that arises from the passage of time which is determined by applying the discount rate based on high quality corporate bonds to the net defined benefit liability or asset. Net interest on the net defined benefit liability or asset is recognized as expense or income in profit or loss.

Remeasurements comprising actuarial gains and losses, return on plan assets and any change in the effect of the asset ceiling (excluding net interest on defined benefit liability) are recognized immediately in OCI in the period in which they arise. Remeasurements are not reclassified to profit or loss in subsequent periods.

Plan assets are assets that are held by a long-term employee benefit fund or qualifying insurance policies. Plan assets are not available to the creditors of the Group, nor can they be paid directly to the Group. Fair value of plan assets is based on market price information. When no market price is available, the fair value of plan assets is estimated by discounting expected future cash flows using a discount rate that reflects both the risk associated with the plan assets and the maturity or expected disposal date of those assets (or, if they have no maturity, the expected period until the settlement of the related obligations).

The right to be reimbursed of some or all of the expenditure required to settle a defined benefit obligation is recognized as a separate asset at fair value when and only when reimbursement is virtually certain.

Equity

The Group records capital stock at par value and additional paid-in capital in excess of the total contributions received over the aggregate par values of the equity share. Incremental costs incurred directly attributable to the issuance of new shares are deducted from proceeds and charged to "Additional Paid-in Capital" (APIC) account. If APIC is not sufficient, the excess is charged against retained earnings.

Retained earnings represent accumulated earnings of the Group less dividends declared. The individual accumulated retained earnings of the subsidiaries are available for dividend declaration when they are declared by the subsidiaries as approved by their respective BOD.

Treasury Shares

Treasury shares are recognized at cost and deducted from equity. No gain or loss is recognized in the profit and loss on the purchase, sale, issue or cancellation of the Group's own equity instruments. Any difference between the carrying amount and the consideration, if reissued, is recognized in additional paid-in capital. Voting rights related to treasury shares are nullified for the Group and no dividends are allocated to them respectively. When the shares are retired, the capital stock account is reduced by its par value and the excess of cost over par value upon retirement is debited to additional paid-in capital when the shares were issued and to retained earnings for the remaining balance.

Retained earnings is restricted to payments of dividends to the extent of the cost of treasury shares.

Revenue and Cost Recognition

Revenue is recognized to the extent that it is probable that the economic benefits will flow to the Group and the revenue can be reliably measured. In arrangements where the Group is acting as the principal to its customers, revenue is recognized on a gross basis. However, if the Group is acting as an agent to its customers, only the amount of net commission retained is recognized as revenue. The Group has concluded that it is acting as principal in all of its revenue arrangements except for its commission income where the Group is acting as an agent.

Real estate sales

For real estate sales, the Group assesses whether it is probable that the economic benefits will flow to the Group when the sales prices are collectible. Collectibility of the sales price is demonstrated by the buyer's commitment to pay, which in turn is supported by substantial initial payment (buyers' equity) and continuing investments that give the buyer a stake in the property sufficient that the risk of loss through default motivates the buyer to honor its obligation to the seller. Collectibility is also assessed by considering factors such as the credit standing of the buyer, age and location of the property.

Revenue from sales of completed real estate projects is accounted for using the percentage-of-completion method. In accordance with Philippine Interpretations Committee Q&A No. 2006-01, the percentage-of-completion method is used to recognize income from sales of projects where the Group has material obligations under the sales contract to complete the project after the property is sold, the equitable interest has been transferred to the buyer, construction is beyond preliminary stage (i.e., engineering, design work, construction contracts execution, site clearance and preparation, excavation and the building foundation are finished), and the costs incurred or to be incurred can be measured reliably. Under this method, revenue is recognized as the related obligations are fulfilled, measured principally on the basis of the estimated completion of a physical proportion of the contract work.

Any excess of collections over the recognized receivables are included in the "Customers' Deposits" account in the liabilities section of the consolidated statement of financial position. If any of the criteria under the percentage-of-completion method is not met, the deposit method is applied until all the conditions for recording a sale are met. Pending recognition of sale, cash received from buyers are presented under the "Customers' Deposits" account in the consolidated statement of financial position.

For sales transactions with its supplier whereby the Group sells subdivision land and condominium units in exchange for the delivery of the equivalent value of construction materials or services, the same revenue recognition policy as above is applied, except that buyer's equity is measured based on the fair value of materials and services received to date.

For materials and services received to date, pending recognition of sale, these are presented as “Offsetting Payable” under accounts and other payables in the liabilities section of the consolidated statement of financial position until the criteria for revenue recognition are met.

Rental income

Rental income arising from operating leases on investment properties is recognized in the consolidated statement of comprehensive income as follows:

- Based on certain percentage of net income of operator after adjustments on shared expenses, as provided in the terms of the contract.
- Based on a straight-line basis over the term of the lease plus a certain percentage of sales of the tenants, as provided under the terms of the contract.

Construction income

Construction income on housing units is recognized by reference to the recoverable costs incurred during the period plus the fee earned, measured by the proportion of costs incurred to date compared to the estimated total cost of the contract.

Interest income

Interest income is recognized as it accrues using the EIR method.

Commission income

Commission income on promotions and marketing services is recognized when services are rendered.

Dividend income

Revenue is recognized when the Group’s right to receive the payment is established, which is generally when shareholders approve the dividend.

Others

Other income is derived from processing the registration of properties of buyers, collection from surcharges and penalties for late payments which are recognized as revenue upon collection.

Other income also includes profit share in hotel operations which is derived from the Group’s share in service income, net of operating expenses, from units in a specific property development which is being operated as a hotel by a third party. Income is recognized when earned.

Cost of real estate

Cost of real estate sales is recognized consistent with the revenue recognition method applied. Cost of real estate inventories sold before the completion of the development is determined on the basis of the acquisition cost of the land plus its full development costs, which include estimated costs for future development works, as determined by the Group’s in-house technical staff.

The cost of inventory recognized in profit or loss on disposal is determined with reference to the specific costs incurred on the property, allocated to saleable area based on relative size and takes into account the percentage of completion used for revenue recognition purposes.

Cost of rental income

Cost of rental income is mostly coming from depreciation, utilities and management fees. These are recognized as cost when incurred, except for depreciation which is recognized on a straight-line basis.

Cost of construction

Cost of construction includes all direct materials, labor costs and incidental costs related to the construction of housing units.

Other costs and expenses

Other costs and expenses are recognized in the consolidated statement of comprehensive income when decrease in future economic benefit related to a decrease in an asset or an increase in a liability has arisen that can be measured reliably.

Other costs and expenses are recognized in the consolidated statement of comprehensive income:

- On the basis of a direct association between the costs incurred and the earning of specific items of income;
- On the basis of systematic and rational allocation procedures when economic benefits are expected to arise over several accounting periods and the association can only be broadly or indirectly determined; or
- Immediately when expenditure produces no future economic benefits or when, and to the extent that, future economic benefits do not qualify or cease to qualify, for recognition in the consolidated statement of financial position as an asset.

Commission Expense

The commission is charged to expense when a substantial portion of the contract price and the capacity to pay and credit worthiness of buyers have been reasonably established for sales under the deferred cash payment arrangement.

Borrowing Costs

Interest and other financing costs incurred during the construction period on borrowings used to finance the acquisition and construction of a qualifying asset are capitalized as to the appropriate asset accounts (included in "Real Estate Inventories" account in the consolidated statement of financial position). All other borrowing costs are expensed in the period in which they occur.

The interest capitalized is calculated using the Group's weighted average cost of borrowings after adjusting for borrowings associated with specific developments. Where borrowings are associated with specific developments, the amounts capitalized is the gross interest incurred on those borrowings less any investment income arising on their temporary investment.

Interest is capitalized from the commencement of the development work until the date of practical completion. The capitalization of finance costs is suspended if there are prolonged periods when development activity is interrupted. Interest is also capitalized on the purchase cost of a site of property acquired specifically for redevelopment but only where activities necessary to prepare the asset for redevelopment are in progress.

Capitalization of borrowing costs commences when the activities to prepare the asset are in progress and expenditures and borrowing costs are being incurred. Capitalization of borrowing costs ceases when substantially all the activities necessary to prepare the asset for its intended use or sale are complete. If the carrying amount of the asset exceeds its

recoverable amount, an impairment loss is recorded. Capitalized borrowing cost is based on applicable weighted average borrowing rate for those coming from general borrowings and the actual borrowing costs eligible for capitalization for funds borrowed specifically.

Leases

The determination of whether an arrangement is, or contains a lease is based on the substance of the arrangement at inception date of whether the fulfillment of the arrangement is dependent on the use of a specific asset or assets or the arrangement conveys a right to use the asset.

A reassessment is made after inception of the lease only if one of the following applies:

- (a) There is a change in contractual terms, other than a renewal or extension of the arrangement;
- (b) A renewal option is exercised or extension granted, unless the term of the renewal or extension was initially included in the lease term;
- (c) There is a change in the determination of whether fulfillment is dependent on a specified asset; or
- (d) There is substantial change to the asset.

Where a reassessment is made, lease accounting shall commence or cease from the date when the change in circumstances gave rise to the reassessment for scenarios (a), (c), or (d) and at the date of renewal or extension period for scenario (b).

Group as lessor

Leases where the Group retains substantially all the risks and benefits of ownership of the asset are classified as operating leases. Operating lease income is recognized on a straight-line basis over the lease term in the profit or loss. Initial direct costs incurred in negotiating an operating lease are added to the carrying amount of the leased asset and recognized over the lease term on the same basis as the rental income. Contingent rents are recognized as revenue in the period in which they are earned.

Income Taxes

Current tax

Current tax assets and liabilities for the current and prior periods are measured at the amount expected to be recovered from or paid to the taxation authorities. The tax rates and tax laws used to compute the amount are those that have been enacted or substantively enacted at the reporting date.

Current income tax relating to items recognized directly in equity is recognized in equity and not in the consolidated statement of comprehensive income. Management periodically evaluates positions taken in the tax returns with respect to situations in which applicable tax regulations are subject to interpretation and establishes provisions where appropriate.

Deferred tax

Deferred tax is provided on all temporary differences, with certain exceptions, at the reporting date between the tax bases of assets and liabilities and their carrying amounts for financial reporting purposes.

Deferred tax liabilities are recognized for all taxable temporary differences. Deferred tax assets are recognized for all deductible temporary differences, carry forward of unused tax credits from excess minimum corporate income tax (MCIT) over regular corporate income tax (RCIT) and unused net operating losses carryover (NOLCO), to the extent that it is probable that future taxable income will be available against which the deductible temporary differences and carry forward of unused tax credits from excess MCIT over

RCIT credits and unexpired NOLCO can be utilized. Deferred tax, however, is not recognized when it arises from the initial recognition of an asset or liability in a transaction that is not a business combination and, at the time of the transaction, affects neither the accounting profit nor taxable profit or loss.

The carrying amount of deferred tax assets is reviewed at each reporting date and reduced to the extent that it is no longer probable that sufficient future taxable income will be available to allow all or part of the deferred tax asset to be utilized. Unrecognized deferred tax assets are reassessed at each reporting date and are recognized to the extent that it has become probable that future taxable profit will allow deferred tax assets to be utilized.

Deferred tax assets and liabilities are measured at the tax rates that are expected to apply to the period when the asset is realized or the liability is settled, based on tax rates and tax laws that have been enacted or substantively enacted at the reporting date. Movements in the deferred tax assets and liabilities arising from changes in tax rates are credited to or charged against income for the period.

Deferred tax relating to items recognized outside profit or loss. Deferred tax items are recognized in correlation to the underlying transaction either in OCI or directly in equity.

Deferred tax assets and deferred tax liabilities are offset, if a legally enforceable right exists to offset current tax assets against current tax liabilities and the deferred taxes relate to the same taxable entity and the same taxation authority.

Basic and Diluted Earnings Per Share

Basic EPS is computed by dividing net income applicable to common stock by the weighted average number of common shares outstanding, after giving retroactive effect for any stock dividends, stock splits or reverse stock splits during the period.

Diluted EPS is computed by dividing net income by the weighted average number of common shares outstanding during the period, after giving retroactive effect for any stock dividends, stock splits or reverse stock splits during the period, and adjusted for the effect of dilutive options and dilutive convertible preferred shares. If the required dividends to be declared on convertible preferred shares divided by the number of equivalent common shares, assuming such shares are converted would decrease the basic EPS, and then such convertible preferred shares would be deemed dilutive.

Where the effect of the assumed conversion of the preferred shares and the exercise of all outstanding options have anti-dilutive effect, basic and diluted EPS are stated at the same amount.

As of March 31, 2018 and 2017, the Group has no potential diluted common shares.

Segment Reporting

The Group's operating businesses are organized and managed separately according to the nature of the products and services provided, with each segment representing a strategic business unit that offers different products and serves different markets. Financial information on business segments is presented in Note 21 to the consolidated financial statements.

Provisions

Provisions are recognized when the Group has a present legal or constructive obligation as a result of past events, it is more likely than not that an outflow of resources will be required to settle the obligation, and the amount can be reliably estimated. Provisions are not recognized for future operating losses.

Provisions are measured at the present value of the expenditures expected to be required to settle the obligation using a pre-tax rate that reflects the current market assessment of the time value of money and the risk specific to the obligation. Where discounting is used, the increase in the provision due to the passage of time is recognized as interest expense. Where the Group expects some or all of a provision to be reimbursed, the reimbursement is recognized only when the reimbursement is virtually certain. The expense relating to any provision is presented in consolidated statement of comprehensive income net of any reimbursement.

Contingencies

Contingent liabilities are not recognized in the consolidated financial statements. These are disclosed unless the possibility of an outflow of resources embodying economic benefits is remote. Contingent assets are not recognized in the consolidated financial statements but disclosed when an inflow of economic benefits is probable.

Events After the Reporting Date

Post year-end events up to date when the consolidated financial statements are authorized for issue that provide additional information about the Group's position at the reporting date (adjusting events) are reflected in the consolidated financial statements. Post year-end events that are not adjusting events are disclosed in the notes to the consolidated financial statements, when material.

3. Significant Accounting Judgments and Estimates

The preparation of the accompanying consolidated financial statements in conformity with PFRS requires management to make estimates and assumptions that affect the amounts reported in the consolidated financial statements and accompanying notes. The estimates and assumptions used in the accompanying consolidated financial statements are based upon management's evaluation of relevant facts and circumstances as at the date of the consolidated financial statements. Actual results could differ from such estimates.

Judgments and estimates are continually evaluated and are based on historical experience and other factors, including expectations of future events that are believed to be reasonable under the circumstances.

Judgments

In the process of applying the Group's accounting policies, management has made the following judgments, apart from those involving estimations, which have the most significant effect on the amounts recognized in the consolidated financial statements:

Revenue recognition

Selecting an appropriate revenue recognition method for a particular sale transaction requires certain judgments based on the buyer's commitment on the sale which may be ascertained through the significance of the buyer's initial investment and the stage of completion of the project. In determining whether the sales price are collectible, the Group considers that initial and continuing investment of 20% of the net contract price for real estate development and sale would demonstrate the buyer's commitment to pay. Management regularly evaluates the historical cancellations and back-outs if it would still support its current threshold of buyers' equity before allowing revenue recognition.

Distinction between real estate inventories and investment properties

The Group determines whether a property is classified as investment property or real estate inventories as follows:

- Investment property comprises land and buildings (principally offices, commercial and retail property) which are not occupied substantially for use by, or in the operations of, the Group, nor for sale in the ordinary course of business, but are held primarily to earn rental income and capital appreciation.
- Real estate inventories comprises property that is held for sale in the ordinary course of business. Principally, this is residential and industrial property that the Group develops and intends to sell before or on completion of construction.

Operating lease commitments - Group as lessor

The Group has entered into commercial property leases on its investment properties. The Group has determined that it retains all significant risks and rewards of ownership of these properties which are leased out on operating leases.

The Group's operating lease contracts are accounted for as cancellable operating leases. In determining whether a lease contract is cancellable or not, the Group considers, among others, the significance of the penalty, including the economic consequence to the lessee.

Recognizing deferred tax assets

The Group reviews the carrying amounts of deferred taxes at each reporting date and reduces deferred tax assets to the extent that it is no longer probable that sufficient taxable profit will be available to allow all or part of the deferred tax assets to be utilized. However, there is no assurance that the Group will generate sufficient future taxable profit to allow all or part of deferred tax assets to be utilized. The Group looks at its projected performance in assessing the sufficiency of future taxable income.

Determination of significant influence on an investee company

If an investor holds, directly or indirectly, less than 20% of the voting power of the investee company, it is presumed that the investor does not have significant influence, unless such influence can be clearly demonstrated. A substantial or majority ownership by another investor does not necessarily preclude an investor from having significant influence.

Since the Group only has 12.50% ownership interest in Uni-Asia, the Group determined that it does not have control or significant influence.

Management's Use of Estimates

The key assumptions concerning the future and other key sources of estimation uncertainty at the reporting date, that have a significant risk of causing a material adjustment to the carrying amounts of assets and liabilities within the next financial year are discussed below.

Revenue and cost recognition on real estate

The Group applies the percentage of completion (POC) method in determining real estate revenue and cost. The POC is based on the physical proportion of work and the cost of sales is determined based on the estimated project development costs applied with the respective project's POC.

Estimating allowance for impairment losses on receivables

The Group maintains allowance for impairment losses at a level based on the result of the individual and collective assessment under PAS 39. Under the individual assessment, the Group is required to obtain the present value of estimated cash flows using the receivable's original EIR. Impairment loss is determined as the difference between the receivable's carrying balance and the computed present value. The collective assessment would require the Group to group its receivables based on the credit risk characteristics (e.g., industry, past-due status and term) of the customers. Impairment loss is then determined based on historical loss experience of the receivables grouped per credit risk profile. The assessment also considers that title of the property passes on to the buyer only when the receivable is fully collected.

Historical loss experience is adjusted on the basis of current observable data to reflect the effects of current conditions that did not affect the period on which the historical loss experience is based and to remove the effects of conditions in the historical period that do not exist currently. The methodology and assumptions used for the individual and collective assessments are based on management's judgment and estimate. Therefore, the amount and timing of recorded expense for any period would differ depending on the judgments and estimates made for the year.

Evaluation of net realizable value of inventories

Inventories are valued at the lower of cost and NRV. This requires the Group to make an estimate of the inventories' selling price in the ordinary course of business, cost of completion and costs necessary to make a sale to determine the NRV. The Group adjusts the cost of its real estate inventories to net realizable value based on its assessment of the recoverability of the real estate inventories. In determining the recoverability of the inventories, management considers whether those inventories are damaged, slow or non-moving or if their selling prices have declined in comparison to the cost.

Evaluation of impairment of other non-financial assets (except inventories)

The Group reviews other current assets, investment properties and property and equipment for impairment in value. This includes considering certain indications of impairment such as significant changes in asset usage, significant decline in assets' market value, obsolescence or physical damage of an asset, plans in the real estate projects, significant underperformance relative to expected historical or projected future operating results and significant negative industry or economic trends. Where the carrying amount of the asset exceeds its recoverable amount, the asset is considered impaired and is written down to its recoverable amount. The recoverable amount is the asset's net selling price, except for assets where value in use computation is applied.

The net selling price is the amount obtainable from the sale of an asset in an arm's length transaction while value in use is the present value of estimated future cash flows expected to arise from the asset. Recoverable amounts are estimated for individual assets or, if it is not possible, for the cash-generating unit to which the asset belongs.

Estimating pension costs

The cost of defined benefit pension plans and other post-employment benefits as well as the present value of the pension obligation are determined using actuarial valuations. The actuarial valuation involves making various assumptions. These include the determination of the discount rates, future salary increases, mortality rates and future pension increases. Due to the complexity of the valuation, the underlying assumptions and its long-term nature, defined benefit obligations are highly sensitive to changes in these assumptions. All assumptions are reviewed at each reporting date.

In determining the appropriate discount rate, management considers the interest rates of government bonds in the respective currencies with extrapolated maturities corresponding to the expected duration of the defined benefit obligation.

Assumed discount rate is used in the measurement of the present value obligation, service and interest cost components of the pension expense. The mortality rate represents the proportion of current plan members who might demise prior to retirement..

Fair value of financial instruments

Where the fair values of financial assets and financial liabilities recorded in the consolidated statements of financial position cannot be derived from active markets, they are determined using internal valuation techniques using generally accepted market valuation models. The inputs to these models are taken from observable markets where possible, but where this is not feasible, estimates are used in establishing fair values. These estimates may include considerations of liquidity, volatility, and correlation.

4. Aging of Receivables

As of March 31, 2018(Unaudited)

	Neither Past		Past Due but not Impaired					Total	Impaired	Total
	Due nor Impaired	1-30 days	31-60 days	61-90 days	91-120 days	>120 days				
Trade	P3,141,670,976	P10,942,324	P9,856,489	P7,976,974	P7,741,235	P25,163,694	P61,680,716	P-	P3,203,351,692	
Nontrade	813,147,418	-	-	-	-	-	-	-	813,147,418	
Total	P3,954,818,394	P10,942,324	P9,856,489	P7,976,974	P7,741,235	P25,163,694	P61,680,716	P-	P4,016,499,110	

As of March 31, 2017 (Unaudited)

	Neither Past		Past Due but not Impaired					Total	Impaired	Total
	Impaired	1-30 days	31-60 days	61-90 days	91-120 days	>120 days				
Trade	P2,569,839,351	P11,545,134	P9,341,772	P8,351,742	P8,889,412	P37,140,248	P75,268,308	P-	P2,645,107,659	
Nontrade	972,604,570	-	-	-	-	-	-	-	972,604,570	
Total	P3,542,443,921	P11,545,134	P9,341,772	P8,351,742	P8,889,412	P37,140,248	P75,268,308	P-	P3,617,712,229	

5. Segment Information

The following tables regarding business segments present assets and liabilities as of March 31, 2018 and March 31, 2017 and revenue and income information for each of the two periods ended March 31, 2018 and March 31, 2017.

As of March 31, 2018 (Unaudited)			
	Leasing	Residential Development	Total
Rental income	₱267,314,564	₱-	₱267,314,564
Depreciation	(4,404,266)	-	(4,404,266)
Cost of rental income	(144,197,581)	-	(144,197,581)
Real estate sales	-	610,126,116	610,126,116
Cost of real estate sales	-	(197,581,331)	(197,581,331)
Construction income	-	-	-
Cost of construction income	-	-	-
Segment profit	118,712,717	412,544,785	531,257,502
General and administrative expense	(25,074,181)	(86,009,965)	(111,084,146)
Interest income	-	30,098,851	30,098,851
Interest expense	-	(129,537,842)	(129,537,842)
Other income	-	66,581,854	66,581,854
Other expense	-	(8,679,260)	(8,679,260)
Provision for income tax	(28,091,560)	(85,499,281)	(113,590,841)
Net income	₱65,546,976	₱199,499,142	₱265,046,118
Segment assets	₱5,123,706,424	₱25,119,914,186	₱30,243,620,610
Segment liabilities	₱-	₱11,959,486,390	₱11,959,486,390
Accounts and other payables	-	2,884,186,411	2,884,186,411
Income tax payable	72,842,491	52,118,812	124,961,303
Deferred tax liability	149,169,768	598,552,588	747,722,356
Total liabilities	₱222,012,259	₱15,494,344,201	₱15,716,356,460

As of March 31, 2017 (Unaudited)			
	Leasing	Residential Development	Total
Rental income	₱269,029,461	₱-	₱269,029,461
Depreciation	(4,375,012)	-	(4,375,012)
Cost of rental income	(130,356,220)	-	(130,356,220)
Real estate sales	-	453,560,311	453,560,311
Cost of real estate sales	-	(120,251,647)	(120,251,647)
Construction income	-	-	-
Cost of construction income	-	-	-
Segment profit	134,298,229	333,308,664	467,606,893
General and administrative expense	(8,206,650)	(129,966,030)	(138,172,680)
Interest income	-	24,293,967	24,293,967
Interest expense	-	(85,682,073)	(85,682,073)
Other income	-	30,659,340	30,659,340
Other expense	-	(12,006,312)	(12,006,312)
Provision for income tax	(37,827,474)	(48,182,206)	(86,009,680)
Net income	₱88,264,105	₱112,425,350	₱200,689,455
Segment assets	₱5,117,278,142	₱20,192,031,142	₱25,309,309,284
Segment liabilities	₱-	₱7,526,720,201	₱7,526,720,201
Accounts and other payables	-	3,516,988,741	3,516,988,741
Income tax payable	38,881,694	49,525,005	88,406,699
Deferred tax liability	271,345,990	336,014,783	607,360,773
Total liabilities	₱310,227,684	₱11,429,248,730	₱11,739,476,414

6. Financial Instruments

Fair Value Information

The methods and assumptions used by the Group in estimating fair value of the financial instruments are as follows:

Cash, receivables accounts and other payables

Carrying amounts approximate fair values due to the relatively short-term maturities of these financial instruments.

Loans payable

Carrying amounts approximate the fair values because they carry interest rates which are the prevailing market rates for similar instruments.

Noncurrent installment contracts receivables

The fair values of real estate receivable are calculated by discounting expected future cash flows at applicable rates for similar instruments using the remaining terms of maturity.

AFS financial assets

Fair values are based on quoted prices published in markets.

Fair Value Hierarchy

The Group uses the following hierarchy for determining and disclosing the fair value of financial instruments by valuation technique:

- | | |
|----------|--|
| Level 1: | quoted (unadjusted) prices in active markets for identical assets or liabilities |
| Level 2: | other techniques for which all inputs which have a significant effect on the recorded fair value are observable, either directly or indirectly |
| Level 3: | techniques which use inputs which have a significant effect on the recorded fair value that are not based on observable market data. |

There have been no transfers between Level 1 and Level 2 during 2018 and 2017.

Financial Risk Management Objectives and Policies

The Group's principal financial instruments comprise of cash, receivables, AFS financial assets and accounts and other payables, short-term debt and long-term debt. The Group has other financial liabilities such as accounts and other payables which arise directly from the conduct of its operations.

Management closely monitors the cash fund and financial transactions of the Group. These strategies, to an extent, mitigate the Group's interest rate and credit risks.

Exposure to liquidity and credit risks arise in the normal course of the Group's business activities. The main objectives of the Group's financial risk management are as follows:

- to identify and monitor such risks on an ongoing basis;
- to minimize and mitigate such risks; and
- to provide a degree of certainty about costs.

The Group's financing and treasury function operates as a centralized service for managing financial risks and activities as well as providing optimum investment yield and cost-efficient funding for the Group.

Liquidity risk

Liquidity risk is the risk arising from the shortage of funds due to unexpected events or transactions. The Group manages its liquidity profile to be able to finance the capital expenditures and service the maturing debts. To cover the financing requirements, the Group intends to use internally generated funds and proceeds from debt and equity offerings.

The Group actively manages its liquidity position so as to ensure that all operating, investing and financing needs are met. In mitigating liquidity risk, management measures and forecasts its cash commitments, matches debt maturities with the assets being financed, maintains a diversity of funding sources with its unhampered access to bank financing and the capital markets. As part of the liquidity risk management, the Group currently transacts with local banks for an extension and negotiation of higher undrawn credit lines to meet the suppliers' and contractors' obligations and business expansion.

Through scenario analysis and contingency planning, the Group also assesses its ability to withstand both temporary and longer-term disruptions relative to its capacity to finance its activities and commitments in a timely manner and at reasonable cost, and ensures the availability of ample unused credit facilities as back-up liquidity.

Cash are maintained at a level that will enable it to fund its general and administrative expenses as well as to have additional funds as buffer for any opportunities or emergencies that may arise.

Credit risk

Credit risk is the risk that a counter party will not meet its obligations under a financial instrument or customer contract, leading to a financial loss. The Group is exposed to credit risk from its operating activities (primarily for trade receivables) and from its financing activities, including deposits with banks and financial institutions, foreign exchange transactions and other financial instruments.

Financial assets comprise of cash on hand and in bank, trade receivable, interest receivable and AFS financial assets. The Group adheres to fixed limits and guidelines in its dealings with counterparty banks and its investment in financial instruments. Given the high credit standing of its accredited counterparty banks, management does not expect any of these financial institutions to fail in meeting their obligations. The Group's exposure to credit risk from cash on hand and in bank and AFS financial assets arise from the default of the counterparty, with a maximum exposure equal to the carrying amounts of these instruments.

Real estate contracts

Receivable balances are being monitored on a regular basis to ensure timely execution of necessary intervention efforts. The credit risk for installment contracts receivables is mitigated as the Group has the right to cancel the sales contract without need for any court action and take possession of the subject lot in case of refusal by the buyer to pay on time the amortization due. This risk is further mitigated because the corresponding title to the subdivision units sold under this arrangement is transferred to the buyers only upon full payment of the contract price.

The credit quality of the financial assets was determined as follows:

Cash - based on the nature of the counterparty.

Receivables - high grade pertains to receivables with no default in payment; medium grade pertains to receivables with up to 3 defaults in payment; and low grade pertains to receivables with more than 3 defaults in payment.

Equity price risk

Equity price risk is the risk that the fair values of equities decrease as a result of changes in the levels of equity indices and the value of individual stocks. The Group manages the equity price risk through diversification and placing limits on equity instruments.

Interest rate risk

Interest rate risk is the risk that the fair value or future cash flows of a financial instrument will fluctuate because of changes in market interest rates. The Group's exposure to the risk of changes in market interest rates relates primarily to the Group's long-term debt obligations with floating interest rates.

The Group's interest rate risk management policy centers on reducing the overall interest expense and exposure to changes in interest rates. Changes in market interest rates relate primarily to the Group's interest-bearing debt obligations with floating interest rate as it can cause a change in the amount of interest payments.

The Group manages its interest rate risk by leveraging on its premier credit rating and maintaining a debt portfolio mix of both fixed and floating interest rates. The portfolio mix is a function of historical, current trend and outlook of interest rates, volatility of short-term interest rates, the steepness of the yield curve, and degree of variability of cash flows.

ITEM 2: MANAGEMENT DISCUSSION AND ANALYSIS OF FINANCIAL CONDITIONS AND RESULT OF OPERATIONS

Result of Operations

(Three months ended March 31, 2018 compared to the Three Months ended March 31, 2017)

Revenue

For the first quarter of 2018, Sta. Lucia Land Inc., and Subsidiaries (Group) generated revenues amounting to P974 million. Compared to last year's P778 million, overall revenues increased by 25% caused by aggressive marketing schemes and more lots and units are offered in the market due to continuous project development. Interest income also increased 24% or P6 million since more buyers are opting for longer payments and more interest are earned through these installment receivables.

Cost and Expense

In relation to higher revenues, costs and expenses of the Group directly increased by P105 million from P491 million to P595 million. The 21% increase was due to costs of real estate lots and units which posted an increase of P77 million, cost of rental income which posted an increase of P14 million and interest expense which posted an increase of P44 million.

Other expenses such professional fee decreased by P16 million due to decrease in consultants and the need for professional service during the period. Both advertising and salaries and wages increase by P5 million due to more aggressive marketing and increase in number of employee to cater Group's transactions.

Comprehensive Income

For the three-month period ending March of 2018, the Group reported P217 million of comprehensive income. Comprehensive income increased by P120 million or 123%, is related to the decrease in gross profits relative to the real estate operation of the Group. In addition, the fair market value of investments held in form of stocks drops down by P48 million from December 31, 2017. The decrease, however, is significantly lower than the three month period ending March 31, 2017 by P56 million.

Financial Condition

(Three months ended March 31, 2018 compared to year ended December 31, 2017)

Total Assets

Total Group's total assets slightly increased to P30,244 million in the first quarter of 2018 from P29,807 in December 31, 2017. The increase of P437 million is mainly due to increase in real estate inventories amounting to P314 million due to purchase of raw land for Group's plan to development new projects and increase in other current assets amounting to P440 million due to advance made to contractors for project development and advance commission for more extensive marketing and sales promotion.

Total Liabilities

Group's total liabilities reported P15,716 million which shows slight increase from P15,497 million from December 31, 2017 or slight increase by P219 million. This is due to downpayments and reservation fees made by buyers since more lots and units are being offered in the market. Other factors are due to short term loan availments and increase in income taxes.

Key Performance Indicators

	March 31, 2018	December 31, 2017
Current Ratio	2.27	2.28
Debt to Equity	0.73	0.73
Interest Coverage Ratio	392.30%	331.94%
Return on Asset	0.88%	3.03%
Return on Equity	1.82%	5.71%

*Notes to Key Performance Indicator:

1. Current Ratio = current assets (*cash, receivables, inventories, due from affiliates, prepaid commissions, and other current asset*) over current liabilities (*accounts payable, customer deposit, current portion of bank loans and income tax payables*).
2. Debt to Equity = Total debt over shareholder's equity.
3. Interest Coverage Ratio = Earnings before Income Tax and Interest Expense over Interest Expense
4. Return on Asset = Net Income over Total Assets
5. Return on Equity = Net Income over shareholder's equity.

Material Changes in the Balance Sheet (+/- 5%) as of March 31, 2018 versus the Balance Sheet as of December 31, 2017

10% decrease in cash

This is mainly due to capital expenditures incurred for the continuous development of existing projects and acquisition of various raw lands for future expansions and new projects.

14% decrease in receivables

Driven by the changes of mix buyers of varying terms.

16% increase in other current assets

Due to advances made to contractors to develop raw lands purchased in the previous year and also advance commissions paid to marketing arms to promote sales contribute to the increase

12% decrease in property and equipment

Attributable to depreciation recognized for the first quarter of 2018.

14% increase in non-current receivables

Due to increase in volume of long term sales.

5% decrease in available-for-sale financial assets

Due to the movement of market values of quoted investment securities of Phil Racing Inc. and Manila Jockey Club Inc..

12% increase in other noncurrent assets

Attributable to security deposits made for the first quarter of 2018.

14% increase in customers' deposits

The increase is attributable to downpayments and reservation fees paid by the buyer caused by extensive marketing strategies and more residential and commercial lots offered in the market.

171% increase in income tax payable

Directly related to the reconciliation of taxes between deferred and current.

8% increase in retained earnings

Primarily due to the net income recognized for the period.

10% decrease in unrealized fair market value of AFS

Due to the movement of market values of quoted investment securities of Phil Racing Inc. and Manila Jockey Club Inc..

Material Changes in the Income Statement (+/-5% and >P10M) for the Three-Month Period Ended March 31, 2018 versus the Income Statement for the Three-Month Period Ended March 31, 2017

36% decrease in real estate sales

Increase in real estate sales is triggered by the extensive marketing schemes and more lots and untites are offered for sales as a result of more projects are developed as result of more land acquisitions and joint venture being dealt with.

24% increase in interest income

Since more buyer are opting for longer payment schemes, more interest are earned from these installment receivables.

24% decrease in commission income

Due to decrease in sales volume of SLRDI properties made by Santalucia Ventures, Inc.

117% decrease in other income

Attributable to decrease operational such as booking of surcharges/penalties, processing fees, income related to defaults of various buyers and cancelled sales.

64% increase in cost of real estate sales

Directly relative to the increase in real estate sales recognized for the period.

11% increase in cost of rental income

Mainly due to increase in repairs, janitorial and security services paid to outsourced agencies.

11% decrease in commissions

Due to varying rates of commissions fees paid to marketing arms.

51% increase in advertising

Mainly due to more aggressive marketing strategies and promotions which is in direct proportion to the increase in real estate sales.

33% decrease in taxes and licenses

Due to operational activities of the Group and lower volume of processing.

86% decrease in professional fees

Attributable to reduction in number of professionals fees incurred during the period.

123% increase in salaries and wages and other benefits

Due to increase in number of employees and salary adjustments.

64% decrease in representation expense

Attributable to lower incurred transactions for the first quarter of 2018.

32% decrease in utilities

This was due to the decrease in costs in maintenance and utilities of subdivision projects.

70% increase in repairs and maintenance

Due to the capitalization of various major repairs and maintenance to inventory accounts and lessened costs for the administration.

28% decrease in miscellaneous expenses

Mainly due to decrease in surcharges and penalties, insurance, legal, office supplies, software maintenance and transportation expenses incurred by the Group.

PART II – OTHER INFORMATION

Item 3: 1st Quarter of 2018 Developments

No additional subscription was made by the Company nor was any merger executed.

A. Composition of Board of Directors

Vicente R. Santos	Chairman
Exequiel D. Robles	President

Mariza Santos-Tan	Treasurer
Aurora D. Robles	Assistant Treasurer
Antonio D. Robles	Director
Orestes R. Santos	Director
Santiago Cua	Director
Jose Ferdinand R. Guiang	Independent Director
Osmundo De Guzman, Jr.	Independent Director

- B. Performance of the corporation or result/progress of operations.

Please see the unaudited Financial Statements and Management's Discussion and Analysis (MD&A) on result of operation with regards to the performance of the corporation or result/process of operations.

- C. Declaration of Dividends.

None

- D. Contracts of merger, consolidation or joint venture; contract of management, licensing, marketing, distributorship, technical assistance or similar agreements.

None

- E. Offering of rights, granting of Stock Options and corresponding plans thereof.

None

- F. Acquisition of additional mining claims or other capital assets or patents, formula, real estate.

Not Applicable

- G. Other information, material events or happenings that may have affected or may affect market price of security.

None

- H. Transferring of assets, except in normal course of business.

None

Item 4: Other notes to Operations and Financials as of March 31, 2018

- I. Nature and amount of items affecting assets, liabilities, equity, net income, or cash flows that are unusual because of their nature, size, or incidents

None

- J. Nature and amount of change in estimates of amounts reported in prior periods and their material effect in the current period.

There were no changes in estimates of amounts reported in prior interim period or prior financial years that have a material effect in the current interim period.

- K. New financing through loans/ issuances, repurchases and repayments of debt and equity securities.

None.

- L. All Material events subsequent to the end of the interim period that have not been reflected in the financial statements for the interim period.

There were no material events subsequent to the end of the interim period that has not been reflected in the financial statements for the period covered.

- M. The effect of changes in the composition of the issuer during the interim period including business combinations, acquisition or disposal of subsidiaries and long term investment restructurings, and discontinuing operations.
None
- N. Changes in contingent liabilities or contingent assets since the last annual balance sheet date.
None
- O. Existence of material contingencies and other material events or transactions during the interim period.
None
- P. Events that will trigger direct or contingent financial obligation that is material to the company, including any default or acceleration of an obligation.
None
- Q. Material off-balance sheet transactions, arrangements, obligations (including contingent obligations) , and other relationships of the company with unconsolidated entities or others persons created during the reporting period.
None
- R. Material commitments for capital expenditures, general purpose and expected sources of funds.
None
- S. Known trends, events or uncertainties that have had or that are reasonably expected to have impact on sales/revenues/income from continuing operations.
None
- T. Significant elements of income or loss that did not arise from continuing operations.
None
- U. Causes for any material change/s from period to period in one or more line items of the financial statements.
See Management Discussion & Analysis portion of the quarter report
- V. Seasonal aspects that had material effect on the financial condition or results of operations.
None
- W. Disclosures not made under SEC Form 17-C
None

STA. LUCIA LAND, INC. AND SUBSIDIARIES

FINANCIAL RATIOS


As of March 31, 2018

	March 31, 2018	December 31, 2017
Current Ratio	2.27	2.28
Debt to Equity	0.73	0.73
Interest Coverage Ratio	392.30%	331.94%
Return on Asset	0.88%	3.03%
Return on Equity	1.82%	5.71%

SIGNATURES

Pursuant to the Requirements of the Revised Securities Act, the registrant has duly caused this report to be signed on its behalf by the undersigned thereunto duly authorized.

STA. LUCIA LAND, INC.
Issuer



EXEQUIEL D. ROBLES
President and CEO
Date: May 17, 2018



VICENTE R. SANTOS
Chairman of the Board
Date: May 17, 2018